



1, 2 OR 3 DIGIT FOR INDEPENDENT USE

COLORS

LEGEND - WHITE (REF)  
 BACKGROUND TOP - RED (REF)  
 BACKGROUND BOTTOM - BLUE (REF)

DIMENSIONS (INCHES)


	A	B	C	D	E	F	G	H	J	K	L	M
1, 2 DIGIT	24	24	1/2	2	2 1/2 C	1 1/2 D	10D	6	7 13/16	7 7/16	15	15
1, 2 DIGIT	36	36	3/4	3	3 3/4 C	2 1/4 D	15D	9	11 11/16	11 1/8	22 1/2	22 1/2
1, 2 DIGIT	48	48	1	4	5C	3D	20D	12	15 9/16	14 7/8	30	30
3 DIGIT	30	24	1/2	2	2 1/2 C	1 1/2 D	10D	6	7 13/16	7 7/16	24	17
3 DIGIT	45	36	3/4	3	3 3/4 C	2 1/4 D	15D	9	11 11/16	11 1/8	36	25 1/2
3 DIGIT	60	48	1	4	5C	3D	20D	12	15 9/16	14 7/8	48	34

\* - OPTICALLY SPACE NUMERALS ABOUT VERTICAL CENTERLINE

WV DEPARTMENT OF TRANSPORTATION  
 DIVISION OF HIGHWAYS  
 TRAFFIC ENGINEERING DIVISION

MI-I CODE	MI-I CODE
24" 030101	30"x24" 030102
36" 030103	45"x36" 030104
48"	60"x48"

**M1-1**



1, 2 OR 3 DIGIT FOR GUIDE SIGN USE

COLORS

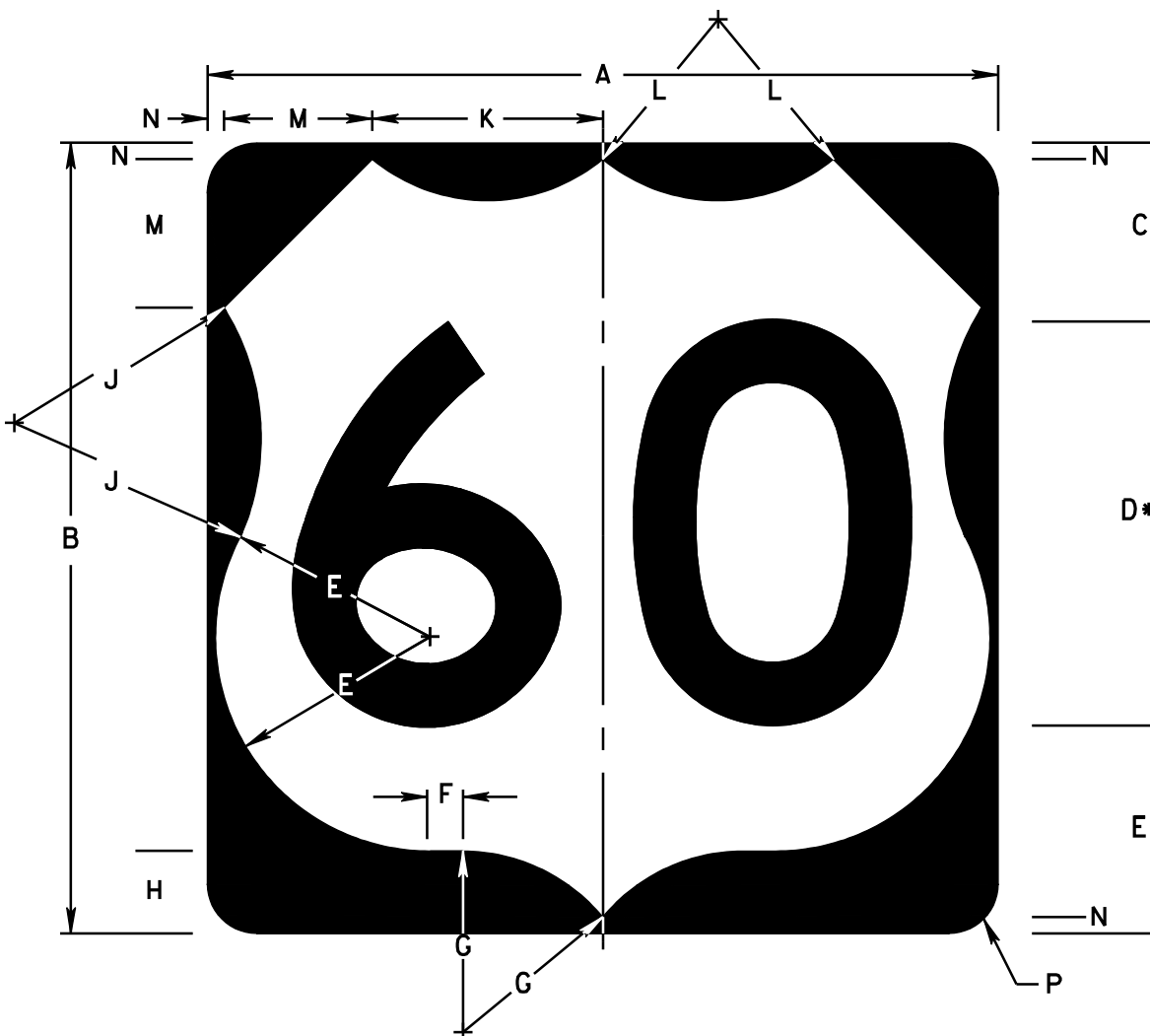
LEGEND - WHITE (REF)  
 BACKGROUND TOP - RED (REF)  
 BACKGROUND BOTTOM - BLUE (REF)

DIMENSIONS (INCHES)

	A	B	C	D	E	F	G	H	J	K	L
1, 2 DIGIT	24	24	1/2	2	2 1/2 C	6 1/2	12D	5 1/2	7 13/16	15	15
1, 2 DIGIT	36	36	3/4	3	3 3/4 C	9 3/4	18D	8 1/4	11 11/16	22 1/2	22 1/2
1, 2 DIGIT	48	48	1	4	5C	13	24D	11	15 9/16	30	30
3 DIGIT	30	24	1/2	2	2 1/2 C	6 1/2	12C	5 1/2	7 13/16	24	17
3 DIGIT	45	36	3/4	3	3 3/4 C	9 3/4	18C	8 1/4	11 11/16	36	25 1/2
3 DIGIT	60	48	1	4	5C	13	24C	11	15 9/16	48	34

\* - OPTICALLY SPACE NUMERALS ABOUT VERTICAL CENTERLINE

MI-1G CODE	MI-1G CODE
24" 030110	30"x24" 030111
36" 030112	45"x36" 030113
48" 030114	60"x48" 030115



1, 2 OR 3 DIGIT FOR INDEPENDENT USE

COLORS

SHIELD - WHITE (REF)

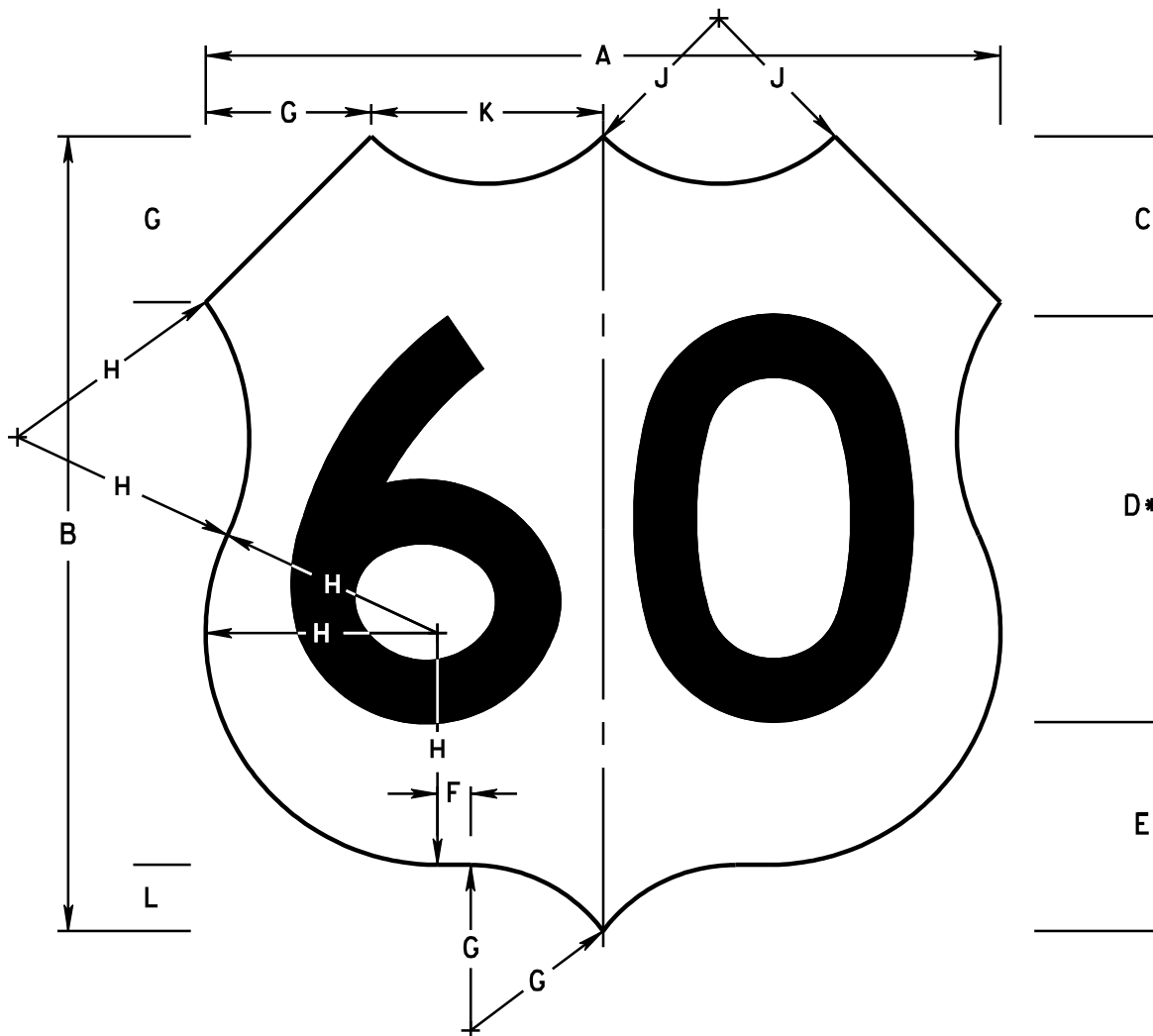
BACKGROUND & NUMERALS - BLACK (NON-REF)

DIMENSIONS (INCHES)

	A	B	C	D	E	F	G	H	J	K	L	M	N	P
1, 2 DIGIT	24	24	5 1/2	12D	6 1/2	1	5 1/2	2 1/2	7 1/2	7	5 1/2	4 1/2	1/2	1 1/2
1, 2 DIGIT	36	36	8 1/4	18D	9 3/4	1 1/2	8 1/4	3 3/4	11 1/4	10 1/2	8 1/4	6 1/2	3/4	1 1/2
1, 2 DIGIT	48	48	11	24D	13	2	11	5	15	14	11	9	1	1 1/2
3 DIGIT	30	24	5 1/2	12C	6 1/2	4	5 1/2	2 1/2	7 1/2	10	9 1/2	4 1/2	1/2	1 1/2
3 DIGIT	45	36	8 1/4	18C	9 3/4	5 1/2	8 1/4	3 3/4	11 1/4	15	14 1/4	6 1/2	3/4	1 1/2
3 DIGIT	60	48	11	24C	13	8	11	5	15	20	19	9	1	1 1/2

\* - OPTICALLY SPACE NUMERALS ABOUT VERTICAL CENTERLINE

MI-4 CODE	MI-4 CODE
24" 030123	30"x24" 030124
36" 030125	45"x36" 030126
48" 030127	60"x48" 030128



1, 2 OR 3 DIGIT FOR GUIDE SIGN USE

COLORS


LEGEND - BLACK (NON-REF)  
BACKGROUND - WHITE (REF)

DIMENSIONS (INCHES)

	A	B	C	D	E	F	G	H	J	K	L
1, 2 DIGIT	24	24	5 1/2	12D	6 1/2	1	5	7	5	7	2
1, 2 DIGIT	36	36	8 1/4	18D	9 3/4	1 1/2	7 1/2	10 1/2	7 1/2	10 1/2	3
1, 2 DIGIT	48	48	11	24D	13	2	10	14	10	14	4
3 DIGIT	30	24	5 1/2	12C	6 1/2	4	5	7	9	10	2
3 DIGIT	45	36	8 1/4	18C	9 3/4	5 1/2	7 1/2	10 1/2	13 1/2	15	3
3 DIGIT	60	48	11	24C	13	8	10	14	18	20	4

\* - OPTICALLY SPACE NUMERALS ABOUT VERTICAL CENTERLINE

MI-4G CODE	MI-4G CODE
24" 030131	30"x24" 030132
36" 030133	45"x36" 030134
48" 030135	60"x48" 030136



FOR INDEPENDENT USE

COLORS

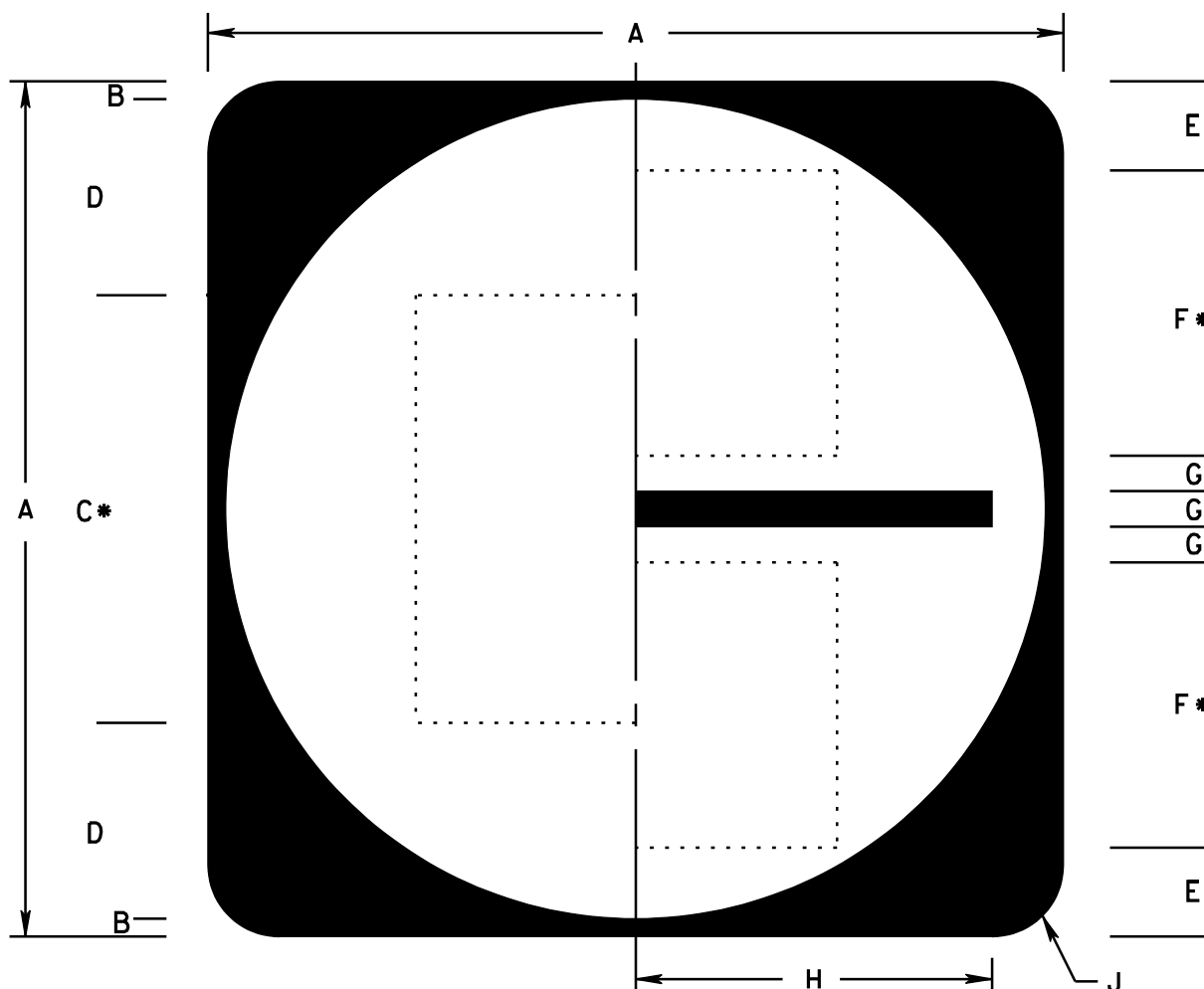
LEGEND - BLACK (NON-REF)  
 BACKGROUND - WHITE (REF)

DIMENSIONS (INCHES)

	A	B	C	D	E	F	G
1, 2 DIGIT	24	24	1/2	6	12C	23	1 1/2
1, 2 DIGIT	36	36	3/4	9	18C	34 1/2	1 1/2
3 DIGIT	30	24	1/2	6	12C	29	1 1/2
3 DIGIT	45	36	3/4	9	18C	43 1/2	1 1/2

\* OPTICALLY SPACE NUMERALS ABOUT VERTICAL CENTERLINE

MI-5 CODE	MI-5 CODE
24" 030141	30"x24" 030142
36" 030103	45"x36" 030143



FOR INDEPENDENT USE

COLORS

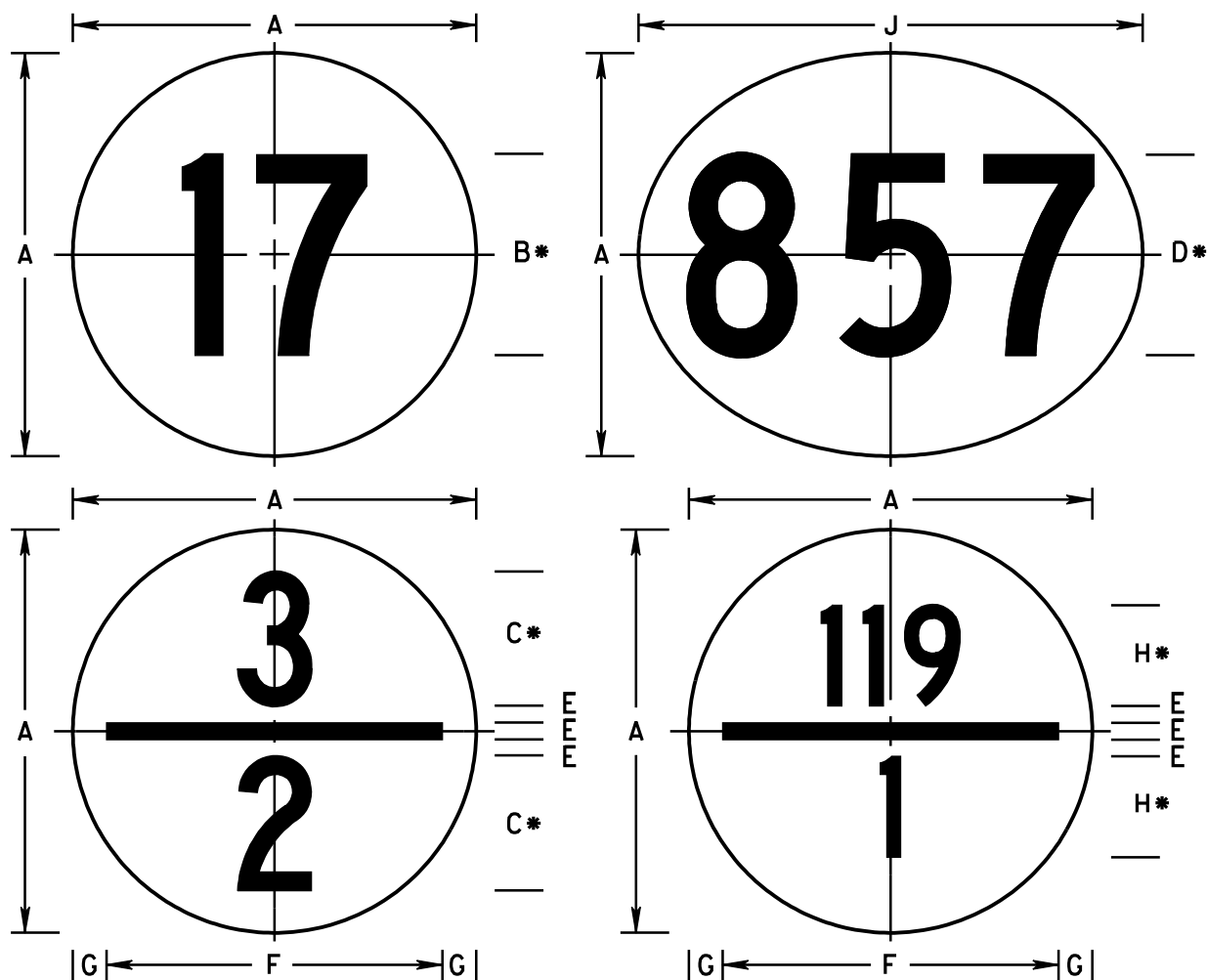
LEGEND - BLACK (NON-REF)

BACKGROUND - WHITE (REF)

DIMENSIONS (INCHES)

	A	B	C	D	E	F	G	H	J
1, 2 DIGIT	6	2 7/8	3C	1 1/2					1/2
3 DIGIT	6	2 7/8	2C	2					1/2
1, 2 DIGIT	6	2 7/8			5/8	2C	1/4	2 1/2	1/2
3 DIGIT	6	2 7/8			1 1/8	1 1/2 C	1/4	2 1/2	1/2

\* OPTICALLY SPACE NUMERALS ABOUT VERTICAL CENTERLINE



FOR GUIDE SIGN USE

COLORS

LEGEND - BLACK (NON-REF)

BACKGROUND - WHITE (REF)

DIMENSIONS (INCHES)

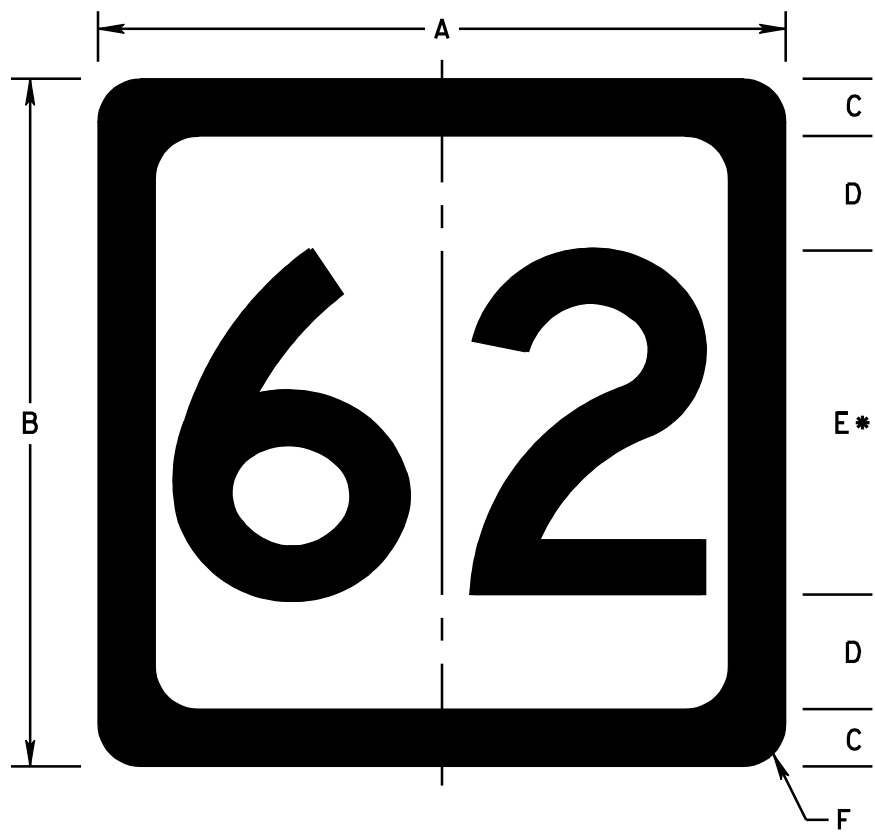
	A	B	C	D	E	F	G	H	J
6" DIA.	6	3C	2C		1/4	5	1/2	1 1/2 C	
8" DIA.	8	4C	2 1/2 C		3/8	6 5/8	5/8	2	
12" DIA.	12	6C	4C		1/2	10	1	3C	
24" DIA.	24	12D	8C		1 1/2	20	2	6C	
36" DIA.	36	18D	12C			30	3	9C	
30 X 24	24			12C					30
45 X 36	36			18C					45

\* OPTICALLY SPACE NUMERALS ABOUT HORIZONTAL AND VERTICAL CENTERLINES

WV DEPARTMENT OF TRANSPORTATION  
 DIVISION OF HIGHWAYS  
 TRAFFIC ENGINEERING DIVISION

MI-5G CODE	MI-5G CODE
6"	30"x24" 030146
8"	45"x36" 030147
12"	
24"	030145
36"	

**M1-5G**



FOR INDEPENDENT USE

COLORS

LEGEND - BLACK (NON-REF)  
BACKGROUND - WHITE (REF)

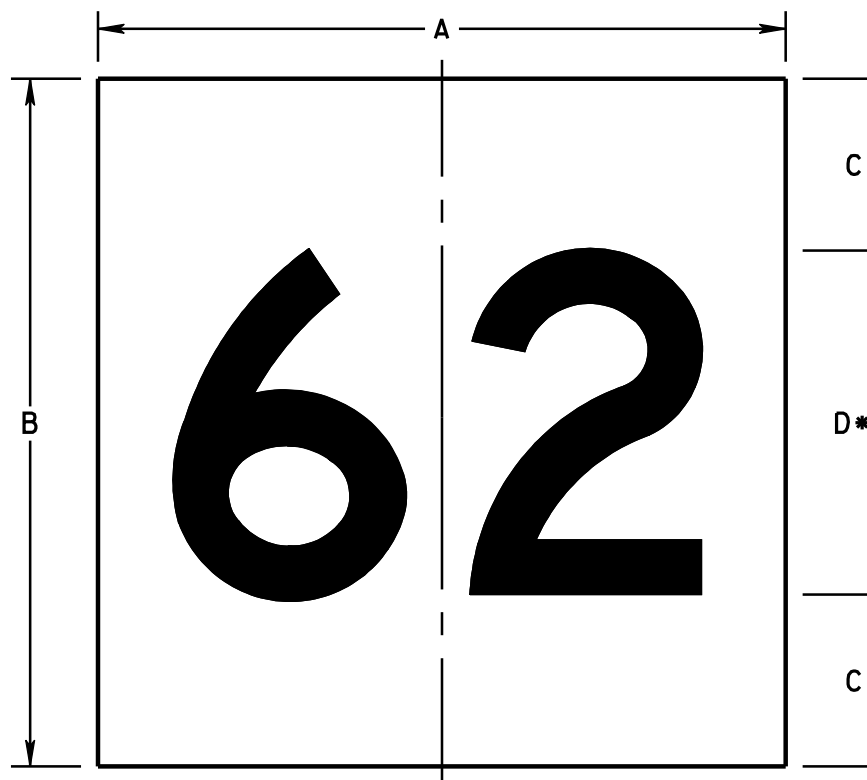
DIMENSIONS (INCHES)

	A	B	C	D	E	F
1, 2 DIGIT	24	24	2	4	12D	1 1/2
1, 2 DIGIT	36	36	3	6	18D	1 1/2
1, 2 DIGIT	48	48	4	8	24D	1 1/2
3 DIGIT	30	24	2	4	12C	1 1/2
3 DIGIT	45	36	3	6	18C	1 1/2
3 DIGIT	60	48	4	8	24C	1 1/2

\* OPTICALLY SPACE NUMERALS ABOUT VERTICAL CENTERLINE

MI-6 CODE		MI-6 CODE	
24"	030156	30"x24"	030157
36"	030158	45"x36"	030159
48"		60"x48"	





FOR GUIDE SIGN USE

COLORS

LEGEND - BLACK (NON-REF)  
BACKGROUND - WHITE (REF)

DIMENSIONS (INCHES)

	A	B	C	D
1, 2 DIGIT	24	24	6	12D
1, 2 DIGIT	36	36	9	18D
1, 2 DIGIT	48	48	12	24D
3 DIGIT	30	24	6	12C
3 DIGIT	45	36	9	18C
3 DIGIT	60	48	12	24C

\* OPTICALLY SPACE NUMERALS ABOUT VERTICAL CENTERLINE

M1-6G CODE		M1-6G CODE	
24"	030162	30"x24"	030163
36"	030164	45"x36"	030165
48"		60"x48"	



OTHER DIMENSIONS SHALL BE OBTAINED FROM  
THE WVDOT TRAFFIC ENGINEERING DIVISION



FOR INDEPENDENT USE

COLORS

LEGEND - WHITE (REF)

BACKGROUND - BROWN (REF)

DIMENSIONS (INCHES)

	A	B	C	D	E	F	G	H	J	K	L
1, 2 DIGIT	24	24	17	1/2	3 1/2	8D	1 3/4	5	2 1/4	2 1/2	1 1/2
1, 2 DIGIT	36	36	25 1/2	3/4	4 7/8	12D	2 5/8	7 1/2	3 3/8	3 3/4	1 1/2
3 DIGIT	30	24	23 1/16	1/2	3 1/2	8D	1 3/4	5	2 1/4	2 1/2	1 1/2
3 DIGIT	45	36	34 5/8	3/4	4 7/8	12D	2 5/8	7 1/2	3 3/8	3 3/4	1 1/2

\* - OPTICALLY SPACE NUMERALS ABOUT VERTICAL CENTERLINE

\*\* - SEE APPENDIX FOR "NATIONAL FOREST" DESIGN

MI-7 CODE	MI-7 CODE
24"	30"x24"
36"	45"x36"



FOR GUIDE SIGN USE

COLORS

LEGEND - WHITE (REF)

BACKGROUND - BROWN (REF)


DIMENSIONS (INCHES)

	A	B	C	D	E	F	G	H	J	K
1, 2 DIGIT	24	24	17	1/2	3 1/2	8D	1 3/4	5	2 1/4	2 1/2
1, 2 DIGIT	36	36	25 1/2	3/4	4 7/8	12D	2 5/8	7 1/2	3 3/8	3 3/4
3 DIGIT	30	24	23 1/6	1/2	3 1/2	8D	1 3/4	5	2 1/4	2 1/2
3 DIGIT	45	36	34 5/8	3/4	4 7/8	12D	2 5/8	7 1/2	3 3/8	3 3/4

\* - OPTICALLY SPACE NUMERALS ABOUT VERTICAL CENTERLINE

\*\* - SEE APPENDIX FOR "NATIONAL FOREST" DESIGN

MI-7G CODE	MI-7G CODE
24"	30"x24"
36"	45"x36"



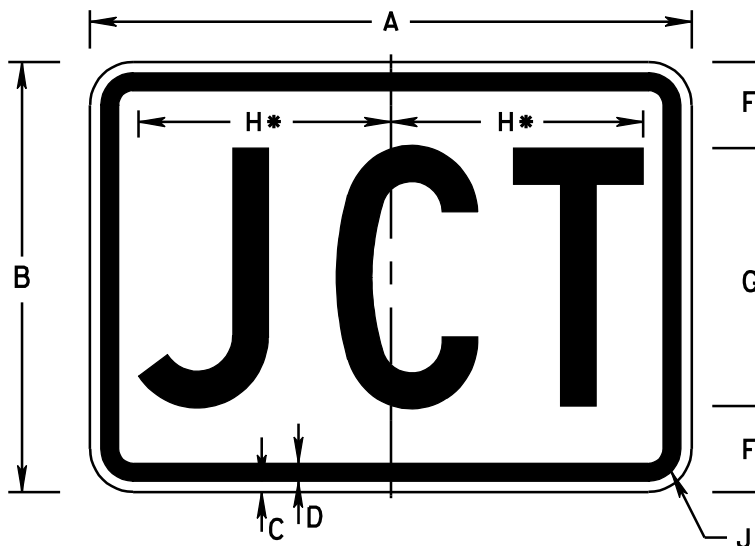
COLORS

LEGEND & SYMBOL - WHITE (REF)  
 BACKGROUND - BLUE (REF)

DIMENSIONS (INCHES)

A	B	C	D	E	F	G	H	J	K	L
36	5/8	1 3/4	13 3/4	4C	2 1/4	2 1/2	13 9/16	12 1/2	8	1 7/8

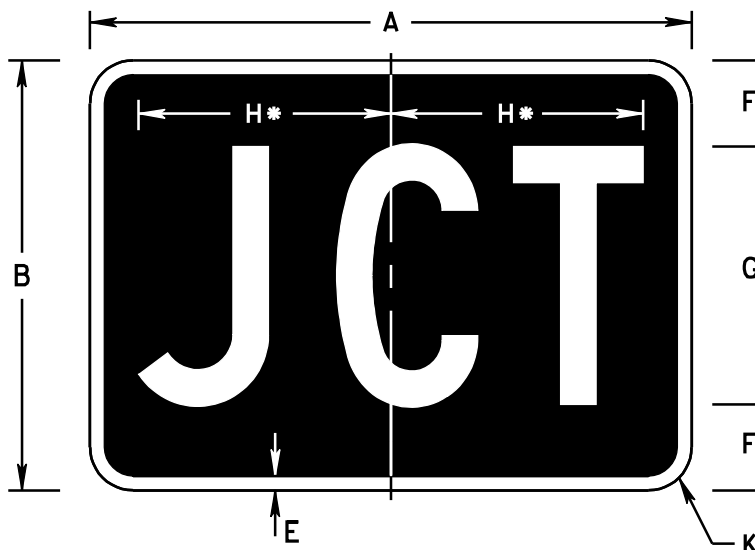
\* - SEE APPENDIX FOR SYMBOL DESIGN



**M2-1**

**COLORS**

LEGEND - BLACK (NON-REF)  
BACKGROUND - WHITE (REF)



**M2-1A**

**COLORS**

LEGEND - WHITE (REF)  
BACKGROUND - BLUE (REF)

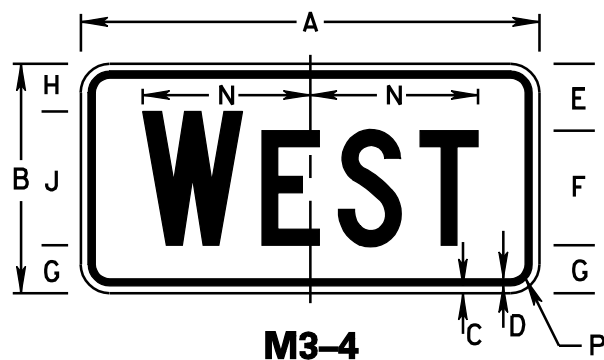
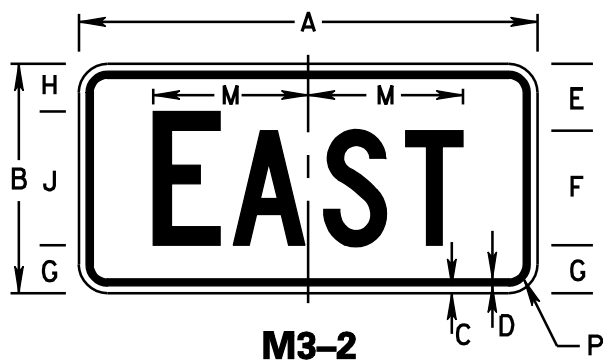
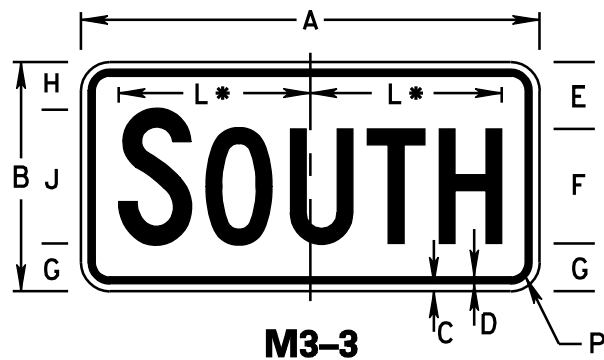
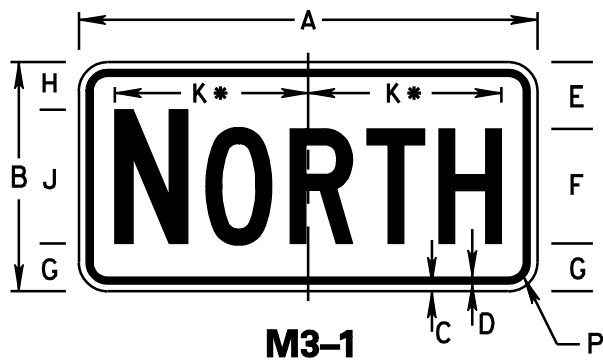
**DIMENSIONS (INCHES)**

A	B	C	D	E	F	G	H	J	K
21	15	3/8	5/8	1/2	3	9C	8 1/16	1 1/8	1 1/2
28	21	3/8	5/8	1/2	4 1/2	12C	11 3/4	1 1/8	1 1/2

\* - INCREASE SPACING 25%

M2-1 CODE	
21"x15"	030201
28"x21"	030202
M2-1A CODE	
21"x15"	030208
28"x21"	030209

**M2-1**



**COLORS**

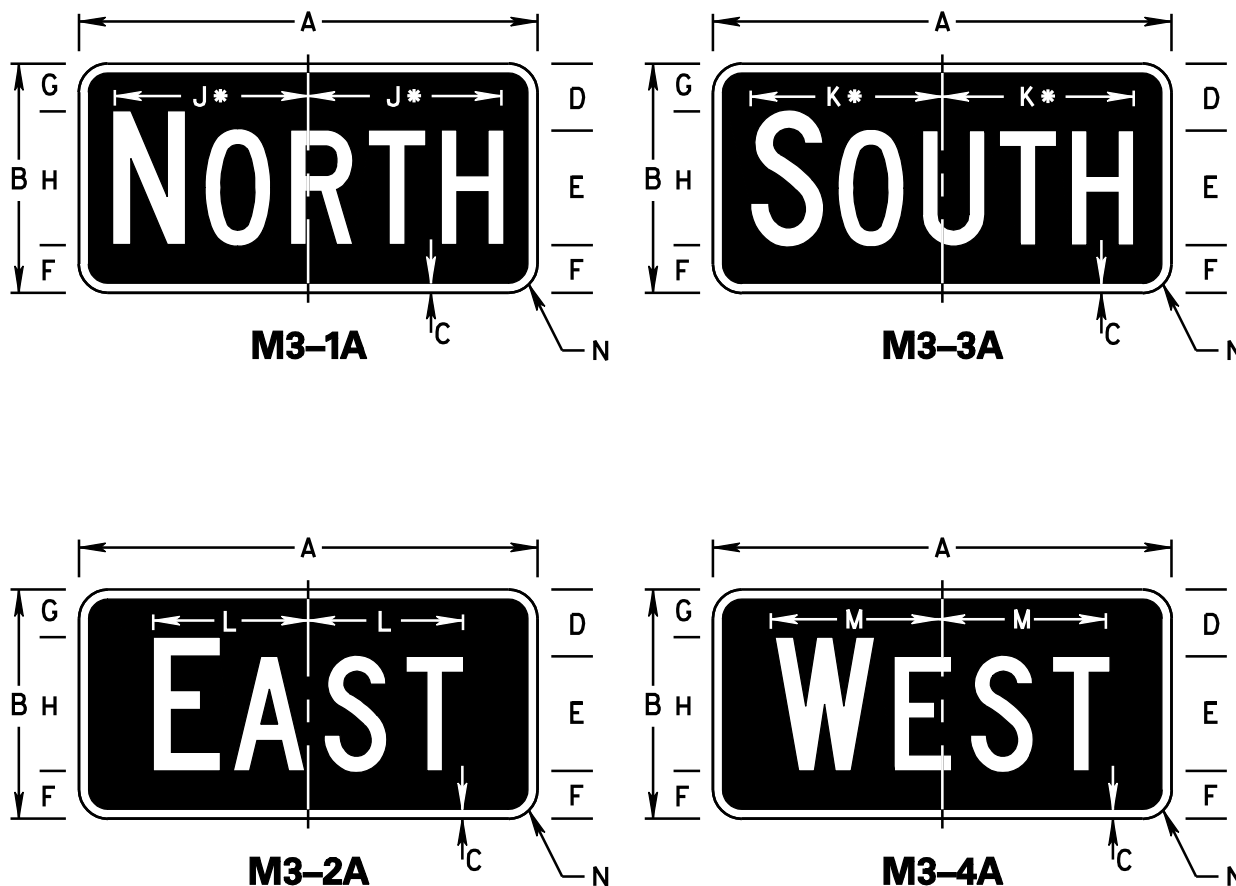
LEGEND - BLACK (NON-REF)  
 BACKGROUND - WHITE (REF)

**DIMENSIONS (INCHES)**

A	B	C	D	E	F	G	H	J	K	L	M	N	P
24	12	3/8	3/8	3 1/4	6C	2 3/4	2 1/4	7C	10 1/4	10	8 1/8	8 3/4	1 1/8
30	15	3/8	5/8	3 3/4	8C	3 1/4	2 3/4	9C	12 5/8	13 1/4	10 3/4	11 9/16	1 1/8

- \* - M3-1 24X12 REDUCE SPACING 20%
- \* - M3-1 30X15 REDUCE SPACING 50%
- \* - M3-3 REDUCE SPACING 25%

M3-1 CODE		M3-3 CODE	
24"x12"	030301	24"x12"	030321
30"x15"	030302	30"x15"	030322
M3-2 CODE		M3-4 CODE	
24"x12"	030311	24"x12"	030331
30"x15"	030312	30"x15"	030332



COLORS

LEGEND - WHITE (REF)  
 BACKGROUND - BLUE (REF)

DIMENSIONS (INCHES)

A	B	C	D	E	F	G	H	J	K	L	M	N
24	12	1/2	3 1/4	6C	2 3/4	2 1/4	7C	10 1/4	10	8 1/8	8 3/4	1 1/2
30	15	1/2	3 3/4	8C	3 1/4	2 3/4	9C	12 5/8	13 1/4	10 3/4	11 9/16	1 1/2

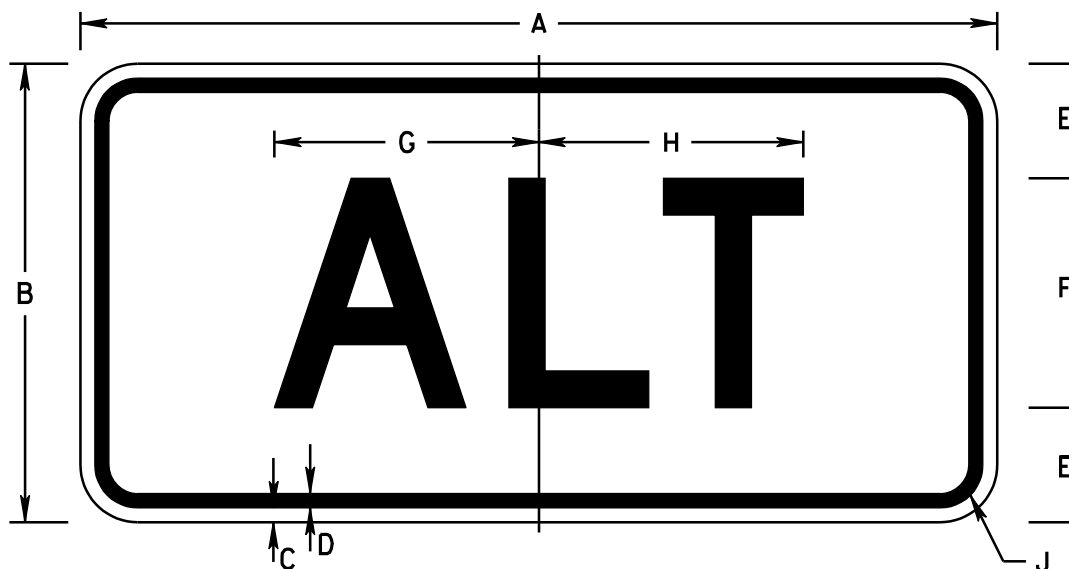
- \* - M3-1 24X12 REDUCE SPACING 20%
- \* - M3-1 30X15 REDUCE SPACING 50%
- \* - M3-3 REDUCE SPACING 25%

WV DEPARTMENT OF TRANSPORTATION  
 DIVISION OF HIGHWAYS  
 TRAFFIC ENGINEERING DIVISION

M3-1A CODE		M3-3A CODE	
24"x12"	030306	24"x12"	030326
30"x15"	030307	30"x15"	030327
M3-2A CODE		M3-4A CODE	
24"x12"	030316	24"x12"	030336
30"x15"	030317	30"x15"	030337

**M3A**



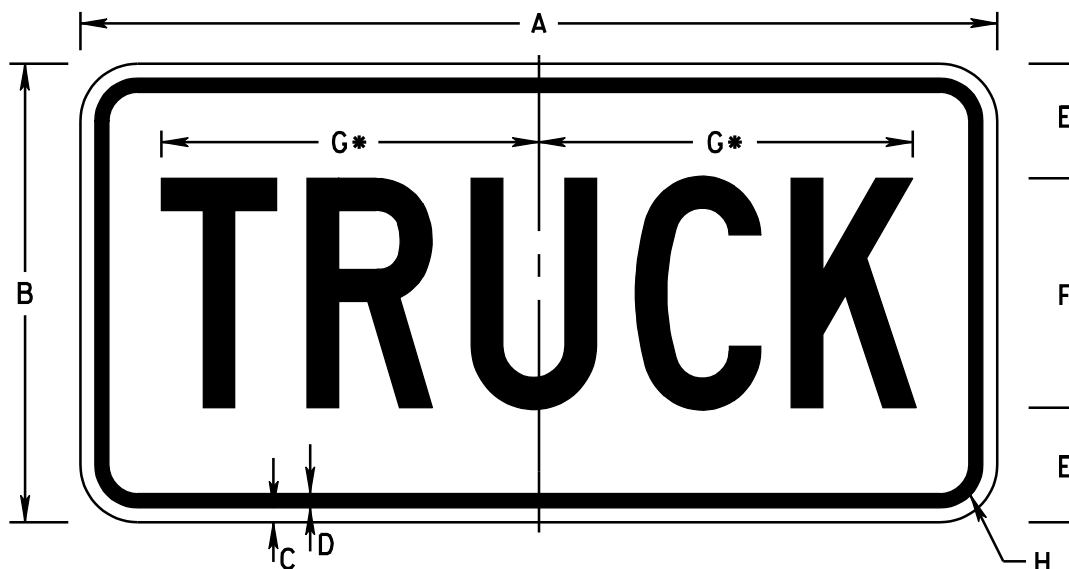


COLORS

LEGEND - BLACK (NON-REF)  
 BACKGROUND - WHITE (REF)

DIMENSIONS (INCHES)

A	B	C	D	E	F	G	H	J
24	12	3/8	3/8	3	6D	6 5/8	7 1/4	1 1/8
30	15	3/8	5/8	3 1/2	8D	9	9 1/2	1 1/8



COLORS

LEGEND - BLACK (NON-REF)

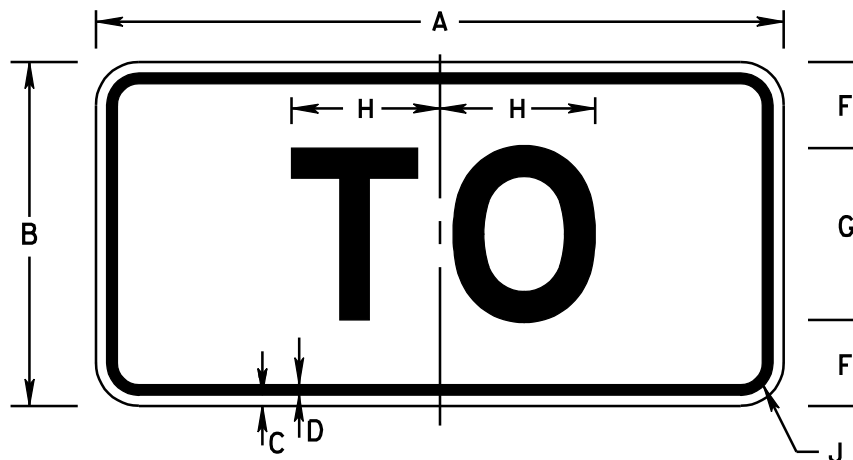
BACKGROUND - WHITE (REF)

DIMENSIONS (INCHES)

A	B	C	D	E	F	G	H
24	12	3/8	3/8	3	6C	9 7/8	1 1/8
30	15	3/8	5/8	3 1/2	8C	12 1/4	1 1/8

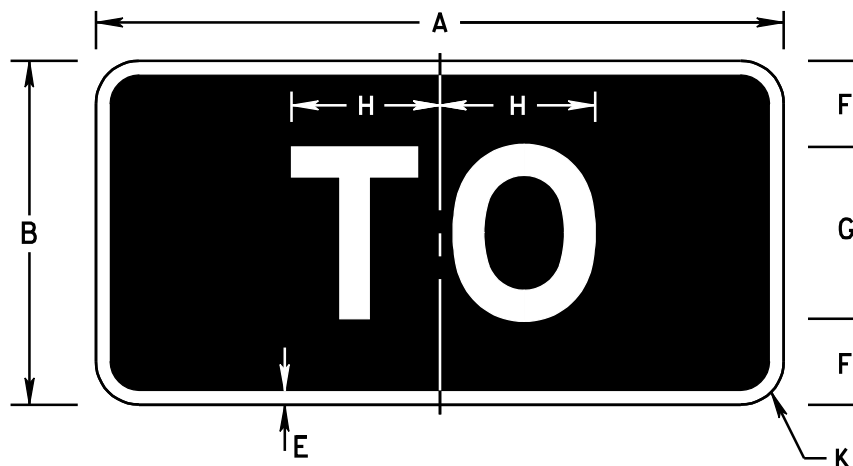
\* - 24X12 REDUCE SPACING 20%

\* - 30X15 REDUCE SPACING 50%



**M4-5**

**COLORS**  
 LEGEND - BLACK (NON-REF)  
 BACKGROUND - WHITE (REF)



**M4-5A**

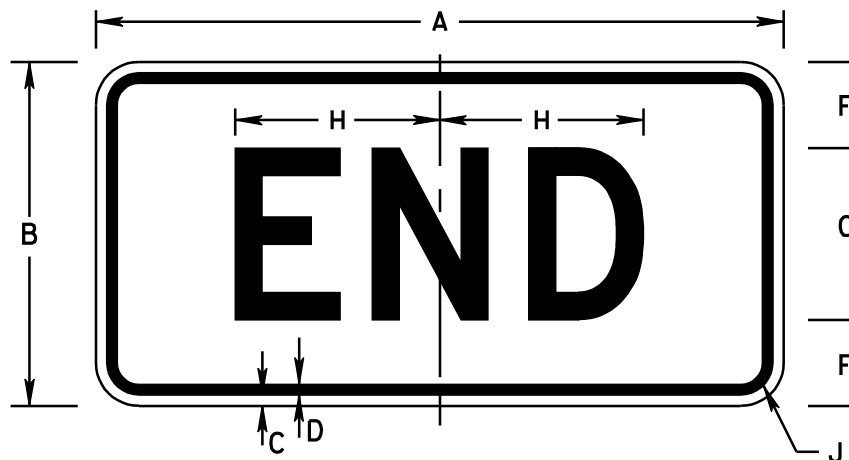
**COLORS**  
 LEGEND - WHITE (REF)  
 BACKGROUND - BLUE (REF)

**DIMENSIONS (INCHES)**

A	B	C	D	E	F	G	H	J	K
24	12	3/8	3/8	1/2	3	6E	5 5/16	1 1/8	1 1/2
30	15	3/8	5/8	1/2	3 1/2	8E	7 1/16	1 1/8	1 1/2

<b>M4-5 CODE</b>	
24 "x12 "	030425
30 "x15 "	030426
<b>M4-5A CODE</b>	
24 "x12 "	030429
30 "x15 "	030430

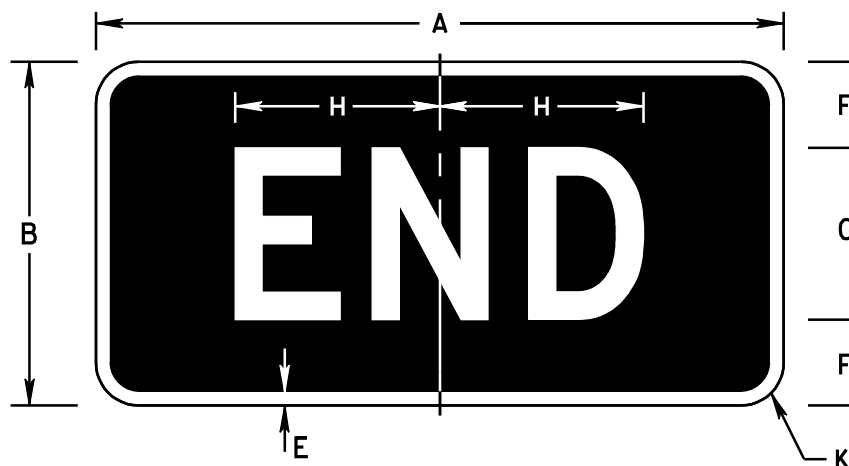
**M4-5**



**M4-6**

**COLORS**

LEGEND - BLACK (NON-REF)  
BACKGROUND - WHITE (REF)



**M4-6A**

**COLORS**

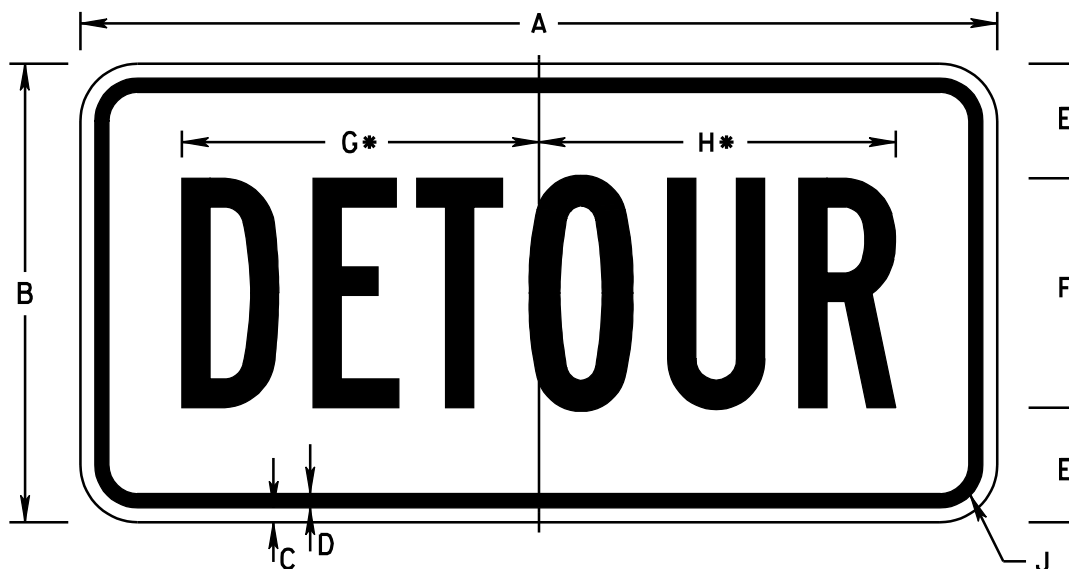
LEGEND - WHITE (REF)  
BACKGROUND - BLUE (REF)

**DIMENSIONS (INCHES)**

A	B	C	D	E	F	G	H	J	K
24	12	3/8	3/8	1/2	3	6D	7 1/8	1 1/8	1 1/2
30	15	3/8	5/8	1/2	3 1/2	8D	9 1/2	1 1/8	1 1/2

M4-6 CODE	
24 "x12"	030435
30 "x15"	030436
M4-6A CODE	
24 "x12"	030439
30 "x15"	030440

**M4-6**



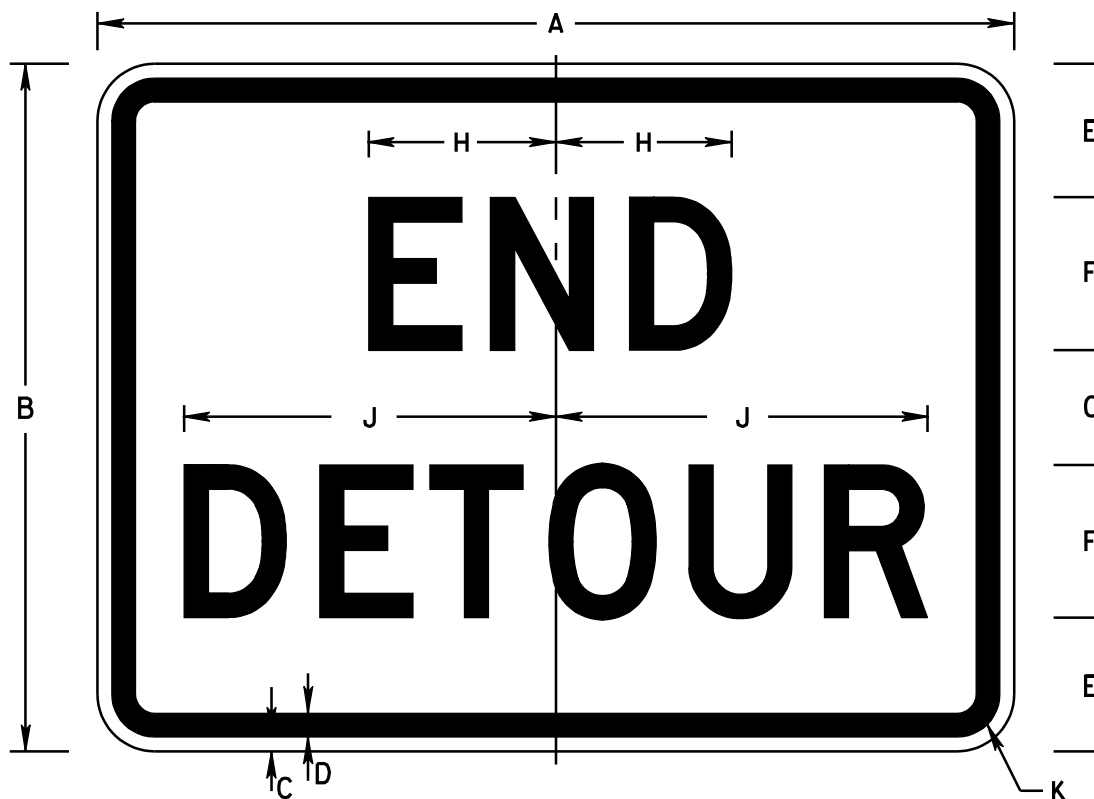
COLORS

LEGEND - BLACK (NON-REF)  
 BACKGROUND - ORANGE (REF)

DIMENSIONS (INCHES)

A	B	C	D	E	F	G	H	J
24	12	3/8	3/8	3	6B	9 3/16	9 9/16	1 1/8
30	15	3/8	5/8	3 1/2	8B	12 1/4	12 3/4	1 1/8

\* - REDUCE SPACING 20%



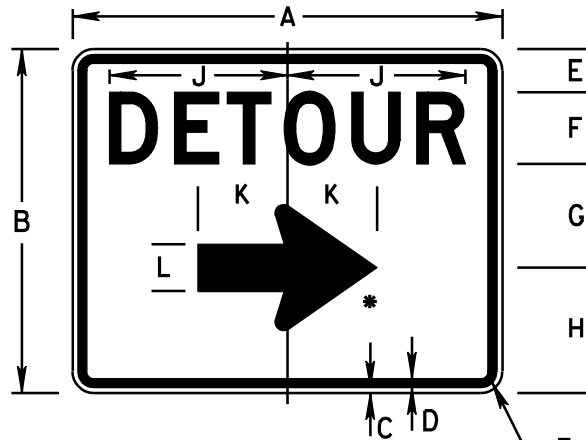
COLORS

LEGEND - BLACK (NON-REF)


BACKGROUND - ORANGE (REF)

DIMENSIONS (INCHES)


A	B	C	D	E	F	G	H	J	K
24	18	3/8	5/8	3 1/2	4D	3	4 3/4	9 3/4	1 1/8
42	24	3/8	5/8	4 1/2	6E	3	8 3/8	17 3/8	1 1/8



**M4-9R**



**M4-9S**



**M4-9A**

**COLORS**

LEGEND - BLACK (NON-REF)

BACKGROUND - ORANGE (REF)

**DIMENSIONS (INCHES)**

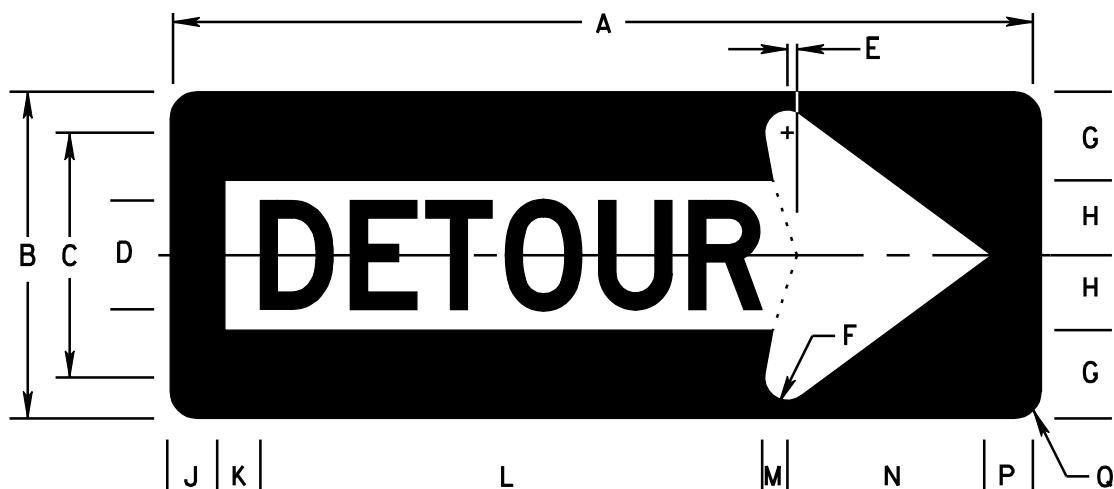
A	B	C	D	E	F	G	H	J	K	L	M	N	P	Q	R	S	T
30	24	3/8	5/8	3	5D	7 1/4	8 3/4	12 7/16	6 1/4	3 1/4	5	1	12 1/2	2 1/2	3	10	1 1/8
48	36	5/8	7/8	4	8D	11 1/4	12 3/4	19 7/8	9 1/4	5	7 7/16	2	18 1/2	3 1/2	4 9/16	14 7/8	1 5/8

\* - SEE APPENDIX FOR ARROW DESIGN

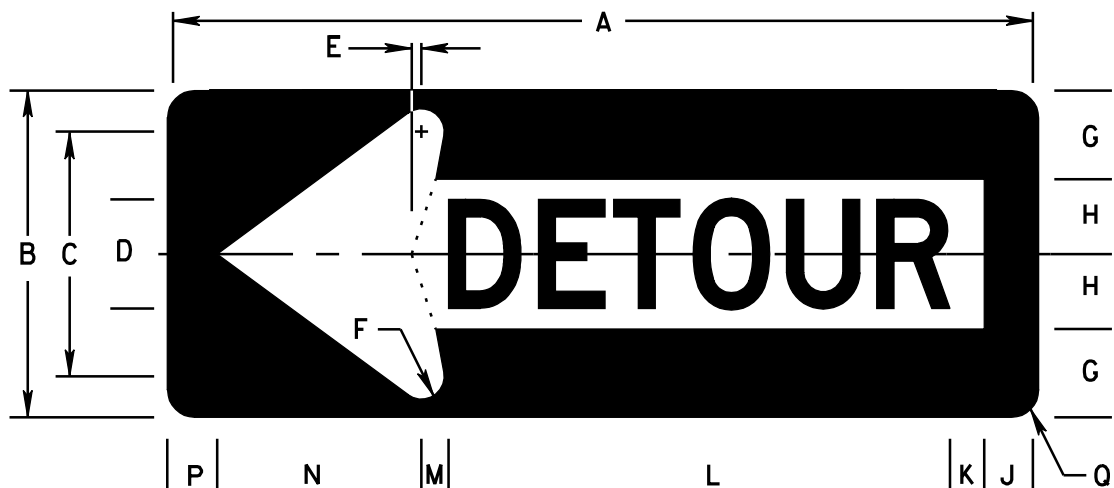
WV DEPARTMENT OF TRANSPORTATION  
DIVISION OF HIGHWAYS  
TRAFFIC ENGINEERING DIVISION

M4-9R CODE	M4-9L CODE
30"x24" 030457	30"x24" 030459
48"x36" "	48"x36" "
M4-9A CODE	M4-9B CODE
30"x24" "	30"x24" "
48"x36" "	48"x36" "
M4-9S CODE	
30"x24" "	
48"x36" "	

**M4-9**



**M4-10R**



**M4-10L**

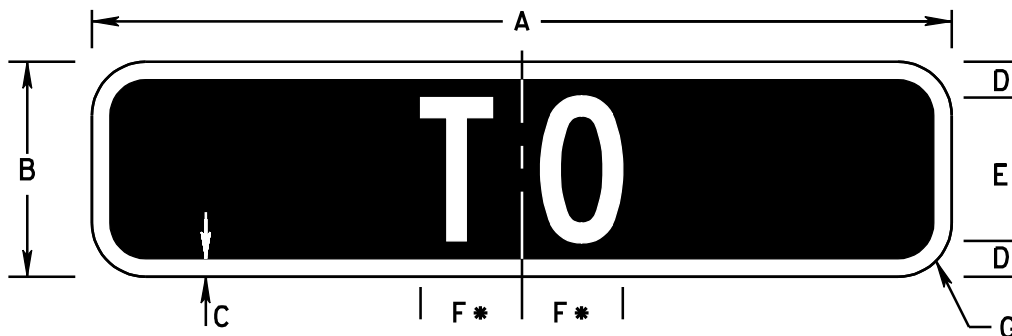
**COLORS**

- LEGEND - BLACK (NON-REF)
- ARROW - ORANGE (REF)
- BACKGROUND - BLACK (NON-REF)

**DIMENSIONS (INCHES)**

A	B	C	D	E	F	G	H	J	K	L	M	N	P	Q
48	18	13 1/2	6D	3/4	1 1/4	4 7/8	4 1/8	3	2	27 5/8	1 3/8	11 1/4	2 3/4	1 1/2





COLORS

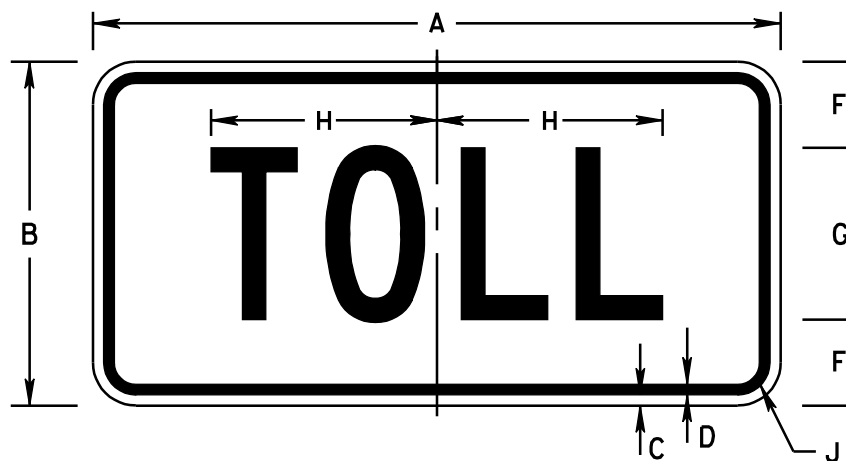
LEGEND - WHITE (REF)  
 BACKGROUND - GREEN (REF)

DIMENSIONS (INCHES)

A	B	C	D	E	F	G
12	4	1/2	1	2C	1 3/8	1 1/2
24	6	1/2	1	4C	2 7/8	1 1/2

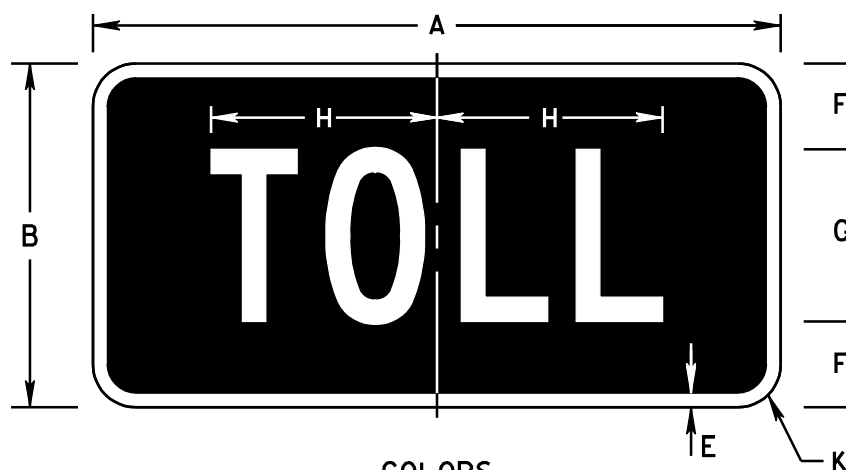
FOR USE WITH D11-1

\* - INCREASE SPACING 100%



**M4-14**

**COLORS**  
 LEGEND - BLACK (NON-REF)  
 BACKGROUND - WHITE (REF)



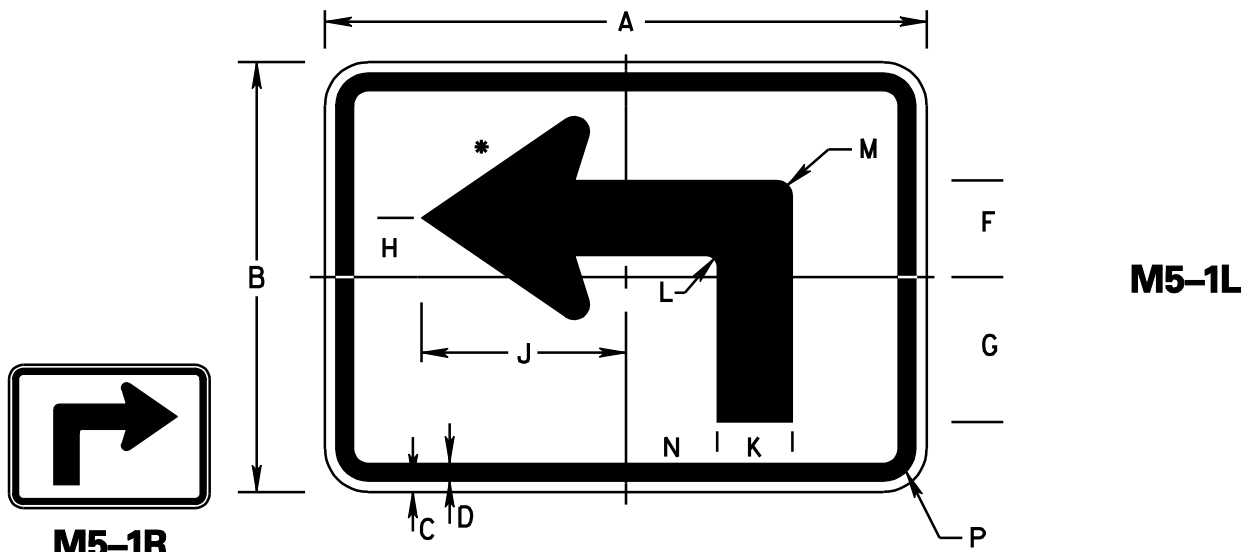
**M4-14A**

**COLORS**  
 LEGEND - WHITE (REF)  
 BACKGROUND - BLUE (REF)

**DIMENSIONS (INCHES)**

A	B	C	D	E	F	G	H	J	K
24	12	3/8	3/8	1/2	3	6C	7 7/8	1 1/8	1 1/2
30	15	3/8	5/8	1/2	3 1/2	8C	10 1/2	1 1/8	1 1/2

<b>M4-14 CODE</b>	
24"x12"	
30"x15"	
<b>M4-14A CODE</b>	
24"x12"	030477
30"x15"	

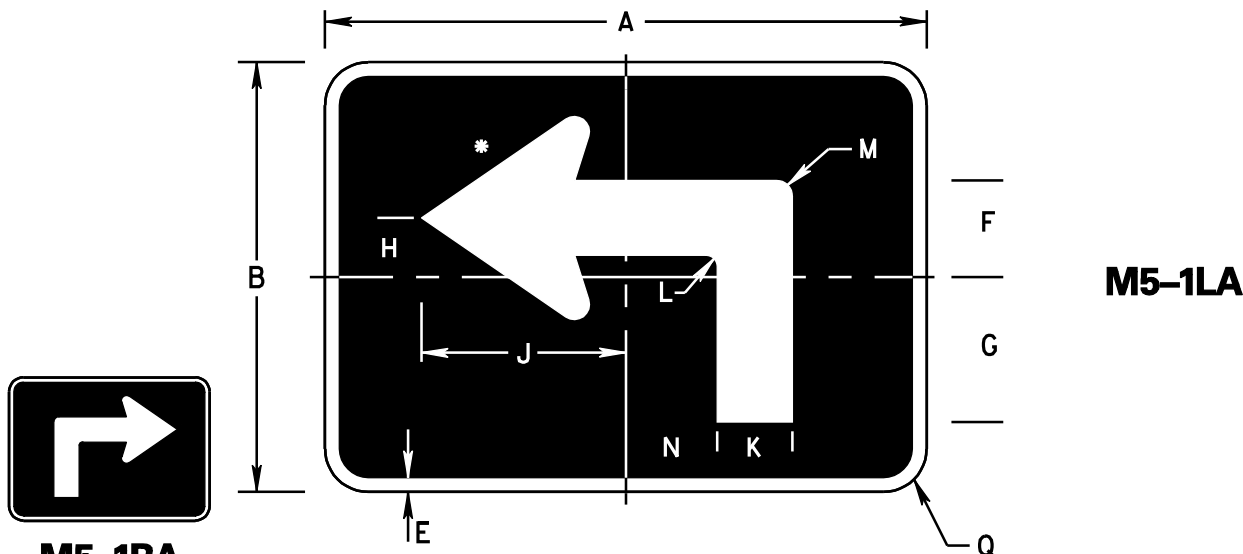


**M5-1R**

**M5-1L**

**COLORS**

LEGEND - BLACK (NON-REF)  
BACKGROUND - WHITE (REF)



**M5-1RA**

**M5-1LA**

**COLORS**


LEGEND - WHITE (REF)  
BACKGROUND - BLUE (REF)

**DIMENSIONS (INCHES)**

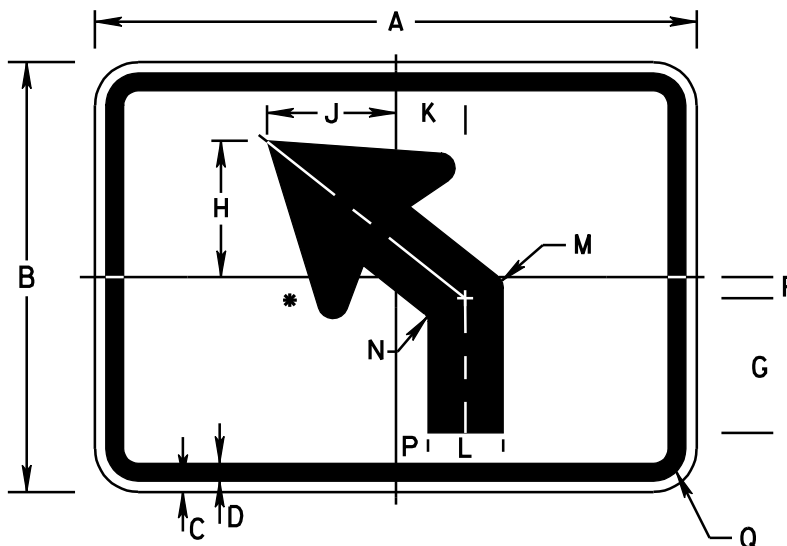
A	B	C	D	E	F	G	H	J	K	L	M	N	P	Q
21	15	3/8	5/8	1/2	3 3/8	5 1/16	2 1/16	7 1/8	2 5/8	3/8	9/16	3 3/16	1 1/8	1 1/2
28	21	3/8	5/8	1/2	4 5/8	3 1/2	2 3/4	9 1/2	3 1/2	1/2	3/4	4 1/4	1 1/8	1 1/2

\* - SEE APPENDIX FOR ARROW DESIGN

M5-1R CODE		M5-1L CODE	
21"x15"	030501	21"x15"	030511
28"x21"	030502	28"x21"	030512
M5-1RA CODE		M5-1LA CODE	
21"x15"	030506	21"x15"	030516
28"x21"	030507	28"x21"	030517




**M5-2R**

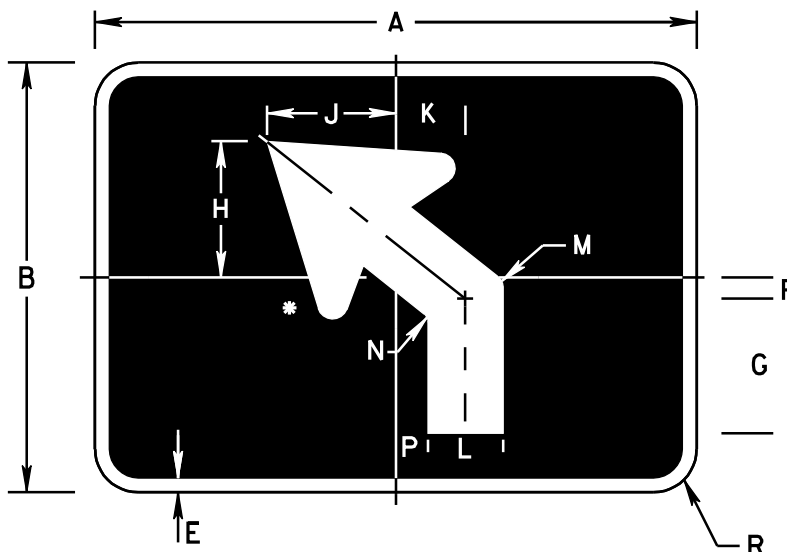


**M5-2L**

COLORS  
 LEGEND - BLACK (NON-REF)  
 BACKGROUND - WHITE (REF)



**M5-2RA**



**M5-2LA**

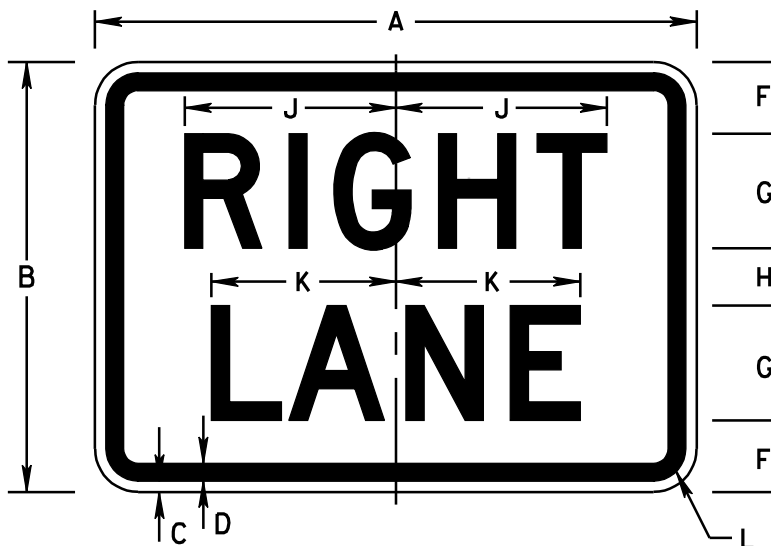
COLORS  
 LEGEND - WHITE (REF)  
 BACKGROUND - BLUE (REF)

DIMENSIONS (INCHES)

A	B	C	D	E	F	G	H	J	K	L	M	N	P	Q	R
21	15	3/8	5/8	1/2	3/4	4 1/16	4 3/4	4 1/2	2 7/16	2 5/8	9/16	3/8	1 5/16	1 1/8	1 1/2
28	21	3/8	5/8	1/2	1	5 1/4	6 5/16	6	3 1/4	3 1/2	3/4	1/2	1 1/2	1 1/8	1 1/2

\* - SEE APPENDIX FOR ARROW DESIGN

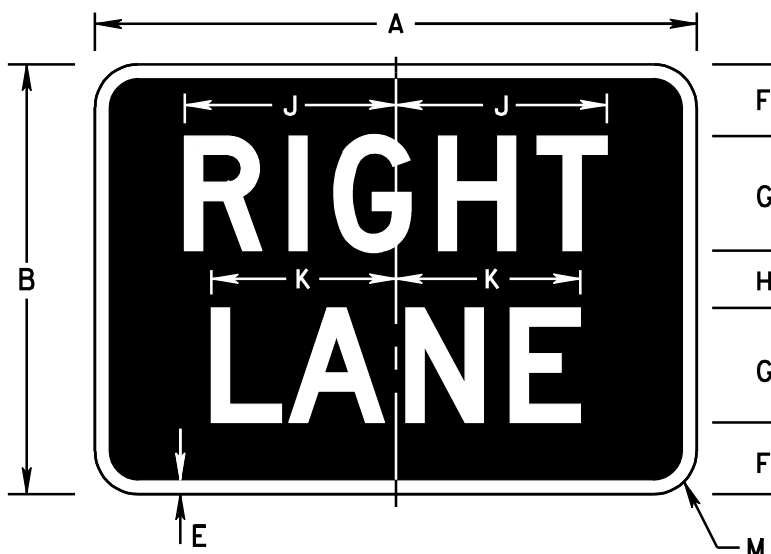
M5-2R CODE		M5-2L CODE	
21"x15"	030523	21"x15"	030533
28"x21"	030524	28"x21"	030534
M5-2RA CODE		M5-2LA CODE	
21"x15"	030528	21"x15"	030538
28"x21"	030529	28"x21"	030539



**M5-3R**

**COLORS**

LEGEND - BLACK (NON-REF)  
 BACKGROUND - WHITE (REF)



**M5-3RA**

**COLORS**

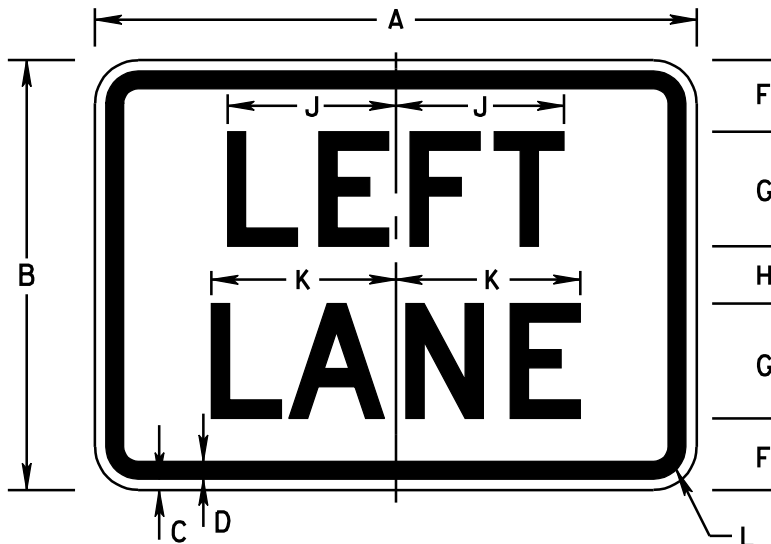
LEGEND - WHITE (REF)  
 BACKGROUND - BLUE (REF)

**DIMENSIONS (INCHES)**

A	B	C	D	E	F	G	H	J	K	L	M
21	15	3/8	5/8	1/2	2 1/2	4D	2	7 5/16	6 7/16	1 1/8	1 1/2
28	21	3/8	5/8	1/2	4	5D	3	9 3/16	8 1/16	1 1/8	1 1/2

M5-3R CODE	
21"x15"	030545
28"x21"	030546
M5-3RA CODE	
21"x15"	030550
28"x21"	030551

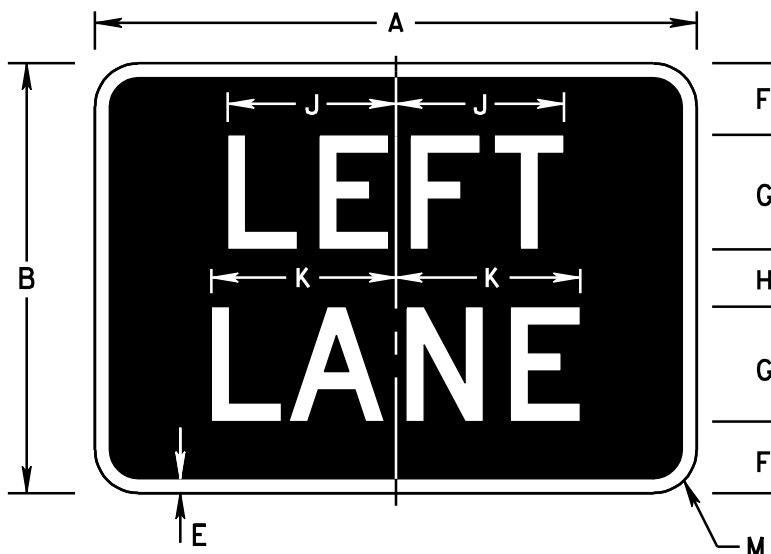
**M5-3R**



**M5-3L**

**COLORS**

LEGEND - BLACK (NON-REF)  
 BACKGROUND - WHITE (REF)



**M5-3LA**

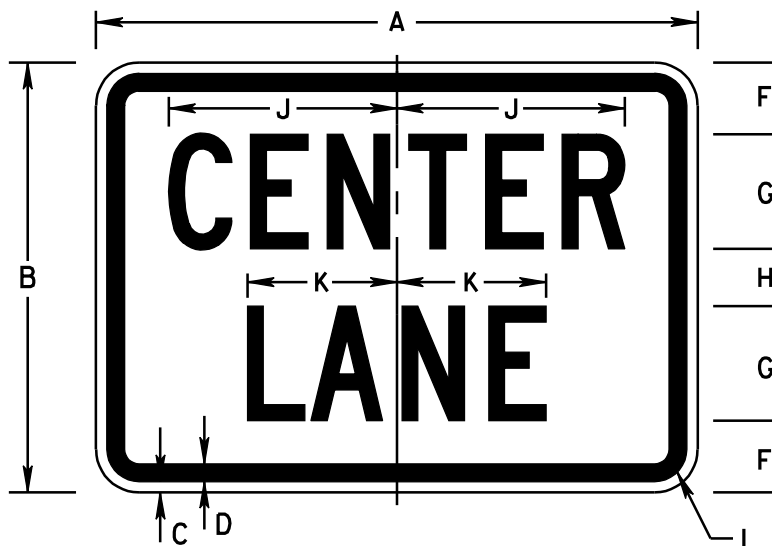
**COLORS**

LEGEND - WHITE (REF)  
 BACKGROUND - BLUE (REF)

**DIMENSIONS (INCHES)**

A	B	C	D	E	F	G	H	J	K	L	M
21	15	3/8	5/8	1/2	2 1/2	4D	2	5 7/8	6 7/16	1 1/8	1 1/2
28	21	3/8	5/8	1/2	4	5D	3	7 5/16	8 1/16	1 1/8	1 1/2

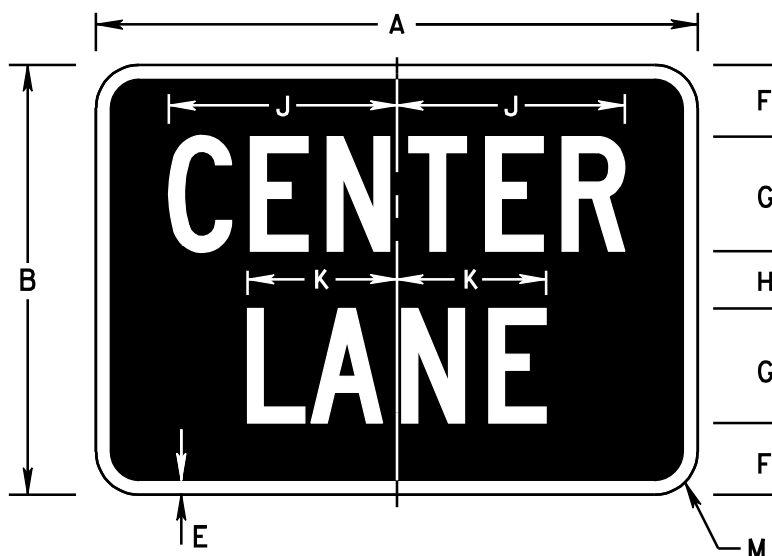
<b>M5-3L CODE</b>	
21"x15"	030555
28"x21"	030556
<b>M5-3LA CODE</b>	
21"x15"	030560
28"x21"	030561



**M5-3C**

**COLORS**

LEGEND - BLACK (NON-REF)  
 BACKGROUND - WHITE (REF)



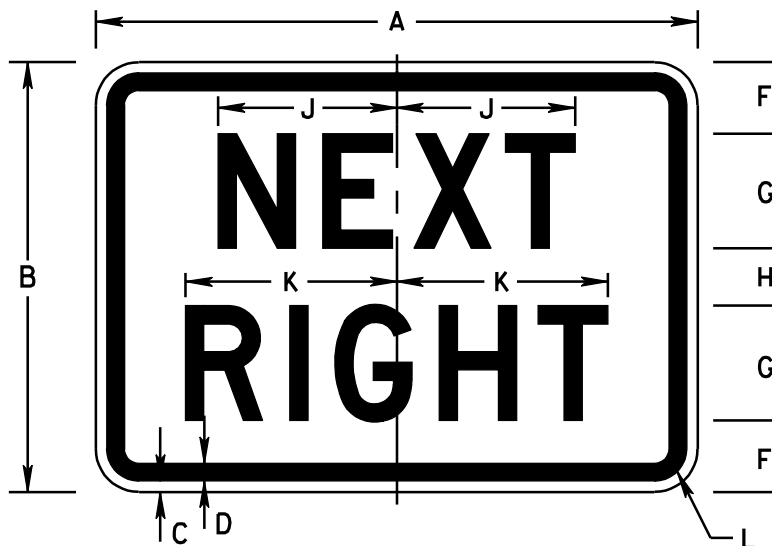
**M5-3CA**

**COLORS**

LEGEND - WHITE (REF)  
 BACKGROUND - BLUE (REF)

**DIMENSIONS (INCHES)**

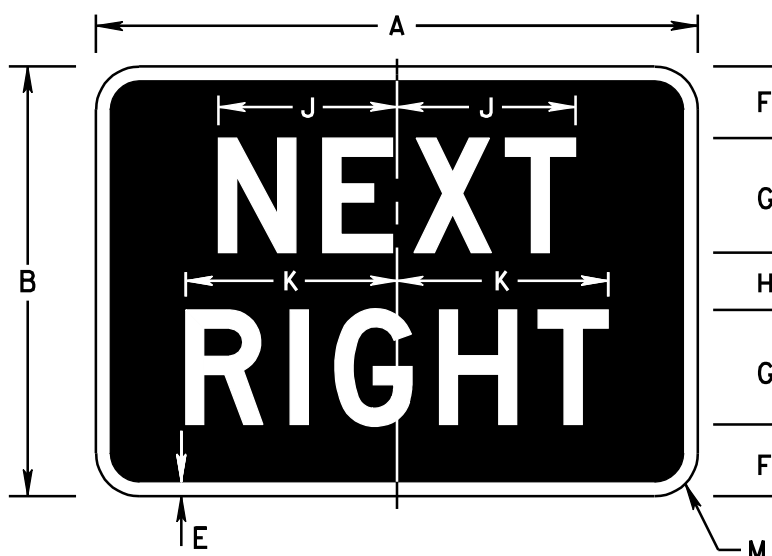
A	B	C	D	E	F	G	H	J	K	L	M
21	15	3/8	5/8	1/2	2 1/2	4C	2	7 5/8	5 1/4	1 1/8	1 1/2



**M5-4R**

COLORS

LEGEND - BLACK (NON-REF)  
BACKGROUND - WHITE (REF)



**M5-4RA**

COLORS

LEGEND - WHITE (REF)  
BACKGROUND - BLUE (REF)

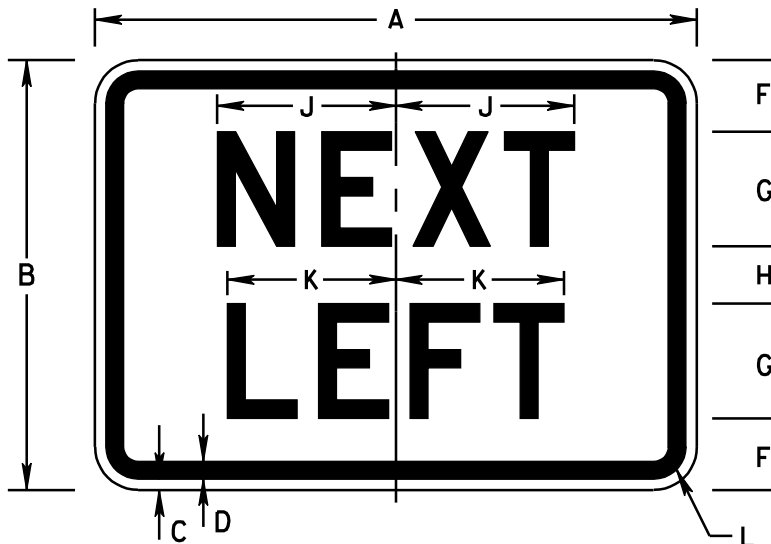
DIMENSIONS (INCHES)

A	B	C	D	E	F	G	H	J	K	L	M
21	15	3/8	5/8	1/2	2 1/2	4D	2	6 1/4	7 3/8	1 1/8	1 1/2

M5-4R CODE	
21	x15
M5-4RA CODE	
21	x15

**M5-4R**

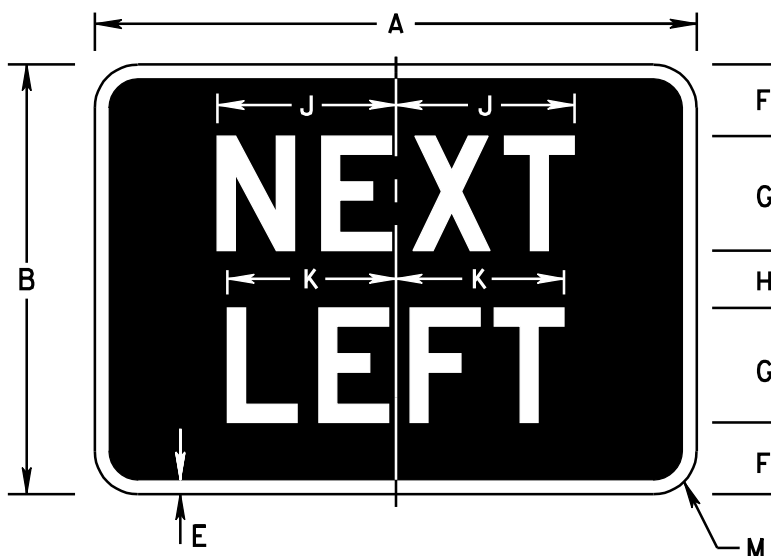




**M5-4L**

**COLORS**

LEGEND - BLACK (NON-REF)  
BACKGROUND - WHITE (REF)



**M5-4LA**


**COLORS**

LEGEND - WHITE (REF)  
BACKGROUND - BLUE (REF)

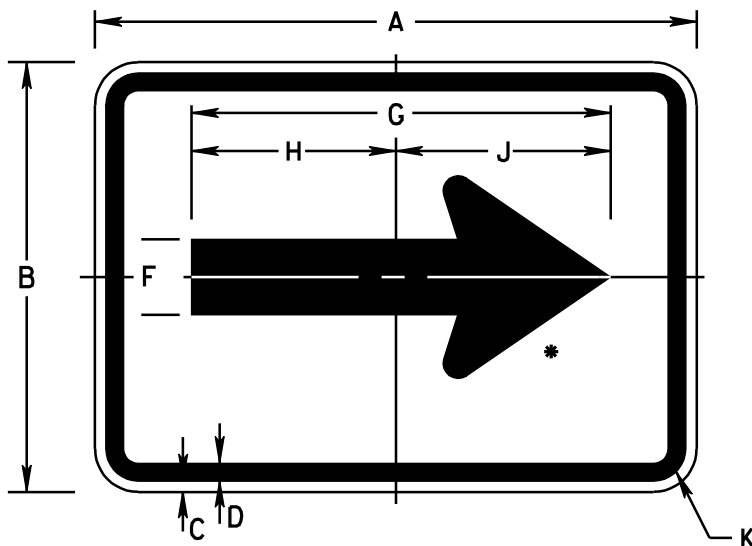
**DIMENSIONS (INCHES)**

A	B	C	D	E	F	G	H	J	K	L	M
21	15	3/8	5/8	1/2	2 1/2	4D	2	6 1/4	5 7/8	1 1/8	1 1/2

<b>M5-4L CODE</b>	
21	"x15"
<b>M5-4LA CODE</b>	
21	"x15"




**M6-1L**

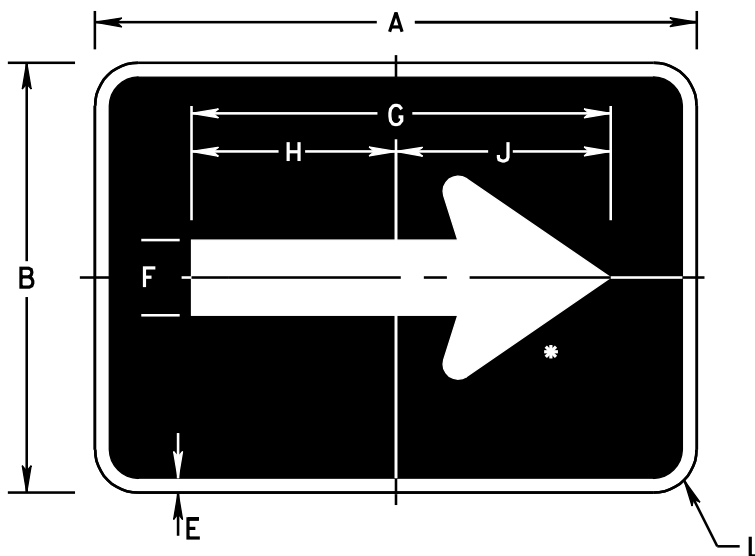


**M6-1R**

COLORS  
 LEGEND - BLACK (NON-REF)  
 BACKGROUND - WHITE (REF)



**M6-1LA**



**M6-1RA**

COLORS  
 LEGEND - WHITE (REF)  
 BACKGROUND - BLUE (REF)

DIMENSIONS (INCHES)

A	B	C	D	E	F	G	H	J	K	L
21	15	3/8	5/8	1/2	2 5/8	14 5/8	7 1/8	7 1/2	1 1/8	1 1/2
28	21	3/8	5/8	1/2	3 1/2	19 1/2	9 1/2	10	1 1/8	1 1/2

\* - SEE APPENDIX FOR ARROW DESIGN


M6-1R/IL CODE	
21"x15"	030601
28"x21"	030602
M6-1RA/ILA CODE	
21"x15"	030606
28"x21"	030607



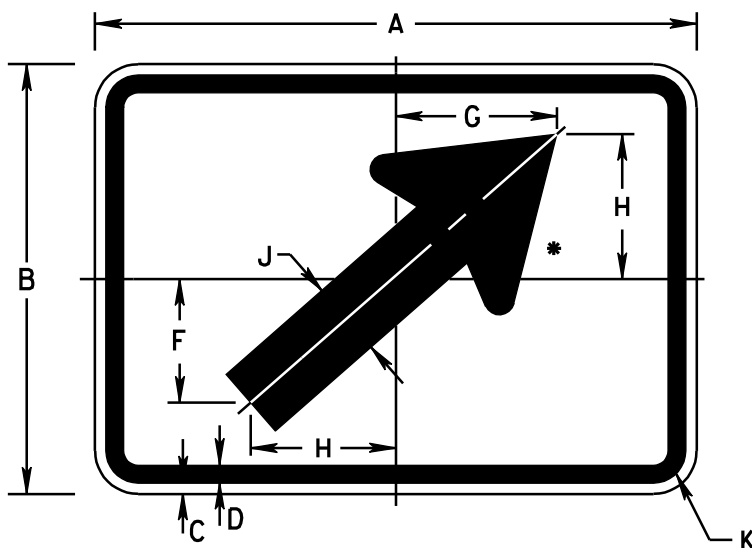
**M6-2L**



**M6-2LD**



**M6-2RD**



**M6-2R**

**COLORS**


LEGEND - BLACK (NON-REF)  
BACKGROUND - WHITE (REF)



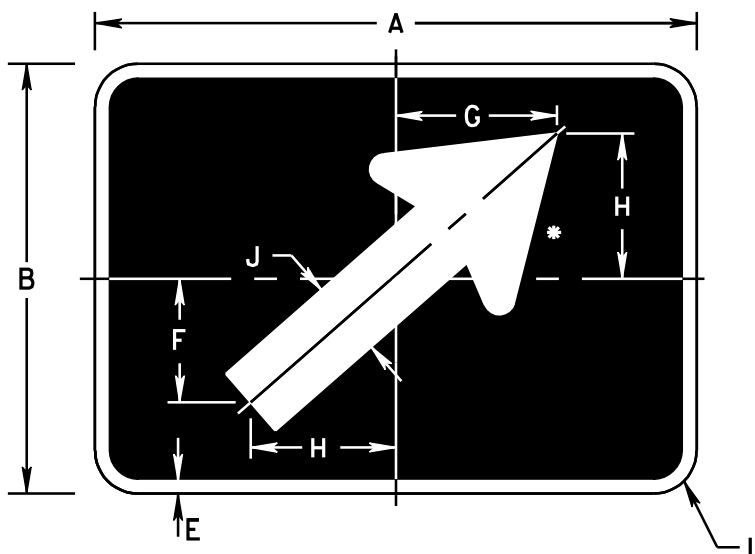
**M6-2LA**



**M6-2LAD**



**M6-2RAD**



**M6-2RA**

**COLORS**

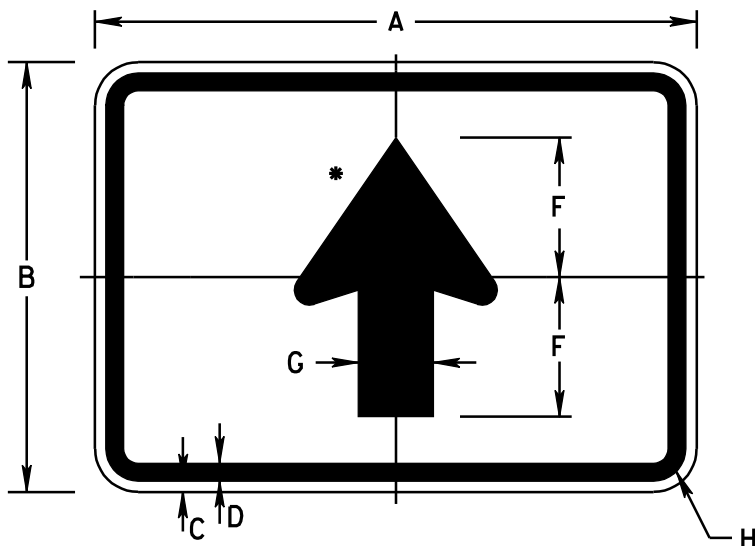
LEGEND - WHITE (REF)  
BACKGROUND - BLUE (REF)

**DIMENSIONS (INCHES)**

A	B	C	D	E	F	G	H	J	K	L
21	15	3/8	5/8	1/2	4 5/16	5 5/8	5 1/16	2 5/8	1 1/8	1 1/2
28	21	3/8	5/8	1/2	5 3/4	7 1/2	6 3/4	3 1/2	1 1/8	1 1/2

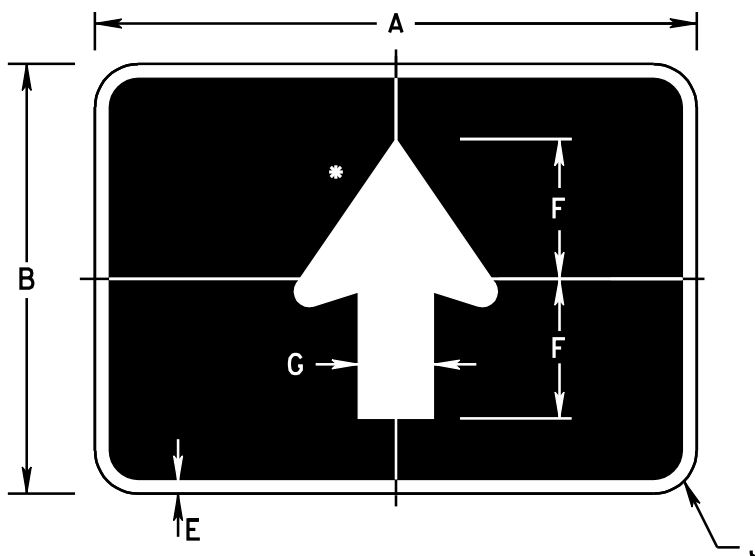
\* - SEE APPENDIX FOR ARROW DESIGN

M6-2R/2LD CODE	M6-2L/2RD CODE
21"x15" 030613	21"x15" 030623
28"x21" 030614	28"x21" 030624
M6-2RA/2LAD CODE	M6-2LA/2RAD CODE
21"x15" 030618	21"x15" 030628
28"x21" 030619	28"x21" 030629



**M6-3**

**COLORS**  
**LEGEND - BLACK (NON-REF)**  
**BACKGROUND - WHITE (REF)**



**M6-3A**

**COLORS**  
**LEGEND - WHITE (REF)**  
**BACKGROUND - BLUE (REF)**

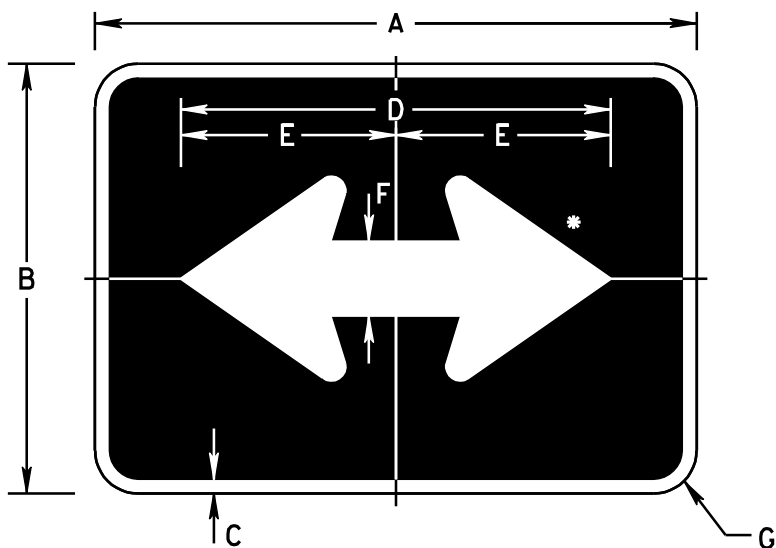
**DIMENSIONS (INCHES)**

A	B	C	D	E	F	G	H	J
21	15	3/8	5/8	1/2	4 3/4	2 5/8	1 1/8	1 1/2
28	21	3/8	5/8	1/2	6 5/16	3 1/2	1 1/8	1 1/2

\* - SEE APPENDIX FOR ARROW DESIGN

<b>M6-3 CODE</b>	
21"x15"	030635
28"x21"	030636
<b>M6-3A CODE</b>	
21"x15"	030640
28"x21"	030641

**M6-3**



COLORS

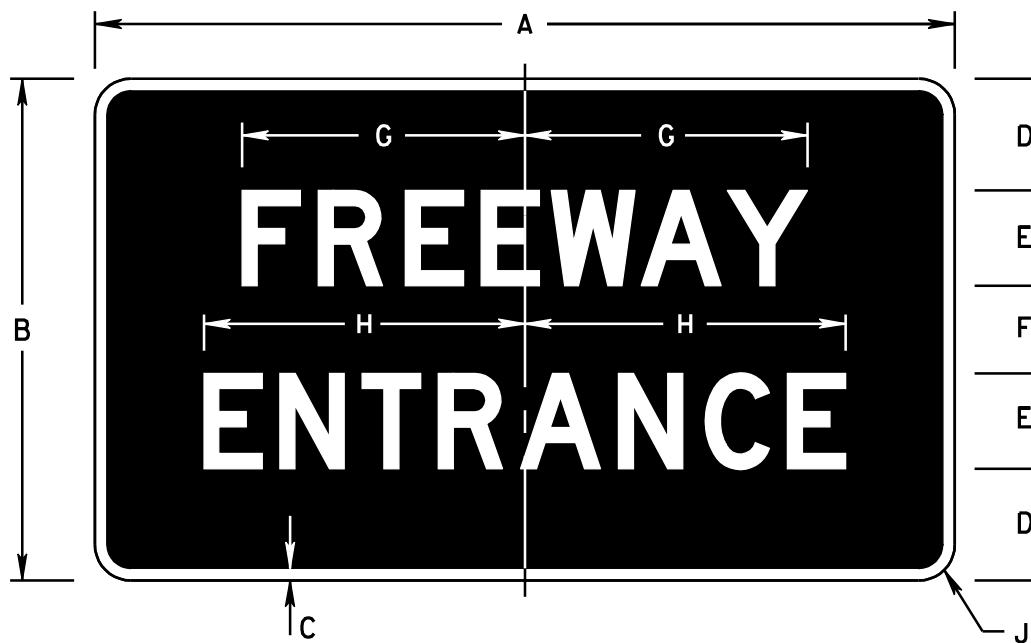
LEGEND - WHITE (REF)  
 BACKGROUND - BLUE (REF)

FOR USE WITH D9 (SERVICE) SERIES ONLY

DIMENSIONS (INCHES)

A	B	C	D	E	F	G
21	15	1/2	15	7 1/2	2 5/8	1 1/2
28	21	1/2	20	10	3 1/2	1 1/2

\* - SEE APPENDIX FOR ARROW DESIGN



COLORS

LEGEND - WHITE (REF)  
 BACKGROUND - GREEN (REF)

DIMENSIONS (INCHES)

A	B	C	D	E	F	G	H	J
36	21	1/2	4 11/16	4D	3 5/8	11 7/8	13 7/16	1 1/2

TO BE USED IN CONJUNCTION WITH FREEWAY OR EXPRESSWAY  
 ENTRANCE RAMP ROUTE MARKERS ONLY