

August 14, 2003
TRAFFIC ENGINEERING DIRECTIVE
701-2

Supercedes TED 701-1

SUBJECT: SCHOOL AREA TRAFFIC CONTROL

The purpose of this Directive is to highlight the requirements of the Manual on Uniform Traffic Control Devices (MUTCD) and the Road and Motor Vehicle Laws of West Virginia, as they relate to traffic control in and around school zones.

ESTABLISHMENT OF SCHOOL ZONES

A school zone can be established on any section of non-controlled access highway directly abutting a school building or school grounds. The school may be a public or private facility; however, it shall be operating under the jurisdiction, or with the approval of, a County Board of Education and/or the State Department of Education.

SCHOOL ZONE SIGNING

SCHOOL ADVANCE WARNING signs (S1-1) and a supplemental plaque indicating AHEAD or XXX FEET shall be used in advance of all school zones abutting a non-controlled access highway. Both the sign and the supplemental plaque shall have black legend and border on a fluorescent yellow-green reflectorized background. The SCHOOL ADVANCE WARNING sign shall be installed within 150 to 700 feet from the SCHOOL SPEED LIMIT 15 WHEN CHILDREN ARE PRESENT (or WHEN FLASHING) sign.

SCHOOL SPEED LIMIT 15 (S4-3) signs shall be installed in each direction for the school zone. The sign should be installed in each direction at a location approximately 125 feet from the property line of the school or as directed by the District Traffic Engineer. In no case should the sign be installed more than 125 feet from the school property line. For very long school zones where the school is not close to the road and where it is not apparent to a motorist that the area is a school zone, the school zone may be shortened, as directed by the District Traffic Engineer, under the following conditions:

1. Children on foot or on bicycles are never present in the excluded area and,
2. School busses do not ingress or egress the school within the excluded area and,
3. Student activities do not occur during school hours on the section of school property being excluded.

The upper portion of the sign shall contain the legend SCHOOL in a black legend and border on a fluorescent yellow-green reflectorized background, and the

bottom section of the sign shall contain the legend **SPEED LIMIT 15** in a black legend on a reflective white background. Any plaque mounted underneath the sign such as

WHEN CHILDREN ARE PRESENT or **WHEN FLASHING** shall contain a black legend and border on a white reflectorized background.

END SCHOOL ZONE (S5-2) sign shall be installed at the end of the school zone. It should be installed across from the **SCHOOL SPEED LIMIT 15** sign, and in no case should the sign be installed more than 125 feet from the school property line. The sign shall have black legend and border on a white reflectorized background.

When any sign associated with a school zone is installed on a ground-mounted support (i.e. U-Channel post), the face of the support visible to oncoming traffic shall contain a fluorescent yellow green reflective strip or insert that extends at least five (5) feet from the bottom of the sign towards the ground surface.

SCHOOL CROSSINGS

School Crosswalks should be located only where there is adequate sight distance in advance of the crosswalk in accordance with Traffic Engineering Directive 201. This sight distance is needed so that drivers of a moving vehicle can bring their car to a safe stop from the prevailing speed in the area. The signing treatment of each crosswalk is dependent on its location relative to an existing school zone. In all cases a **SCHOOL CROSSING WARNING ASSEMBLY** shall consist of a **SCHOOL ADVANCE WARNING** sign (S1-1) and a downward pointing arrow plaque (W16-7) to show the location of the crosswalk. The downward pointing arrow plaque (W16-7) and the **SCHOOL CROSSING WARNING** sign shall contain black legend and border on a reflectorized fluorescent yellow-green background.

Noted below are the criteria that shall be used when determining the signing needs at these locations:

1. **School Crosswalks Inside a School Zone** - A School crosswalk within an established school zone may be painted on the pavement but should not ordinarily be supplemented with either a **SCHOOL CROSSING WARNING ASSEMBLY** or flashing beacons. However, when the school crosswalk is located within long school zones and is at least 250 feet from the school property line, it may be supplemented with a **SCHOOL CROSSING WARNING ASSEMBLY**.
2. **School Crosswalks within 125 Feet of a School Zone** - Where a school crosswalk is within 125 feet of a school zone (within 125 feet from the property line of the school), and on the same highway, the **SCHOOL SPEED LIMIT 15 WHEN CHILDREN ARE PRESENT** sign may be moved to include the crosswalk, and the **SCHOOL SPEED LIMIT** sign shall replace the **SCHOOL CROSSING WARNING ASSEMBLY** for traffic entering the school zone.
3. **School Crosswalks more than 125 Feet From a School Zone** - For any designated or marked school crosswalk located more than 125 feet from a school zone, a **SCHOOL CROSSING WARNING ASSEMBLY** should

be installed. When mounted on the side of the roadway, they shall be located as close to the exact location of the crosswalk as possible. When mounted over the roadway, the standard height from the bottom of the sign shall be 17 feet + or - 3 inches and be located as close to the crosswalk as possible. In no case shall the height from the bottom of the sign be less than 16 feet 6 inches nor more than 19 feet above the pavement grade at the center of the roadway.

SCHOOL ADVANCE WARNING signs (S1-1) and a supplemental plaque indicating AHEAD or XXX FEET shall be installed in advance of and within 150 to 700 feet from the SCHOOL CROSSING sign.

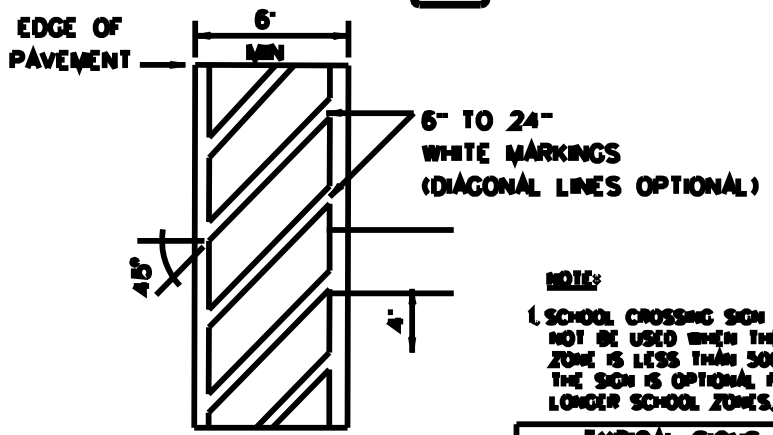
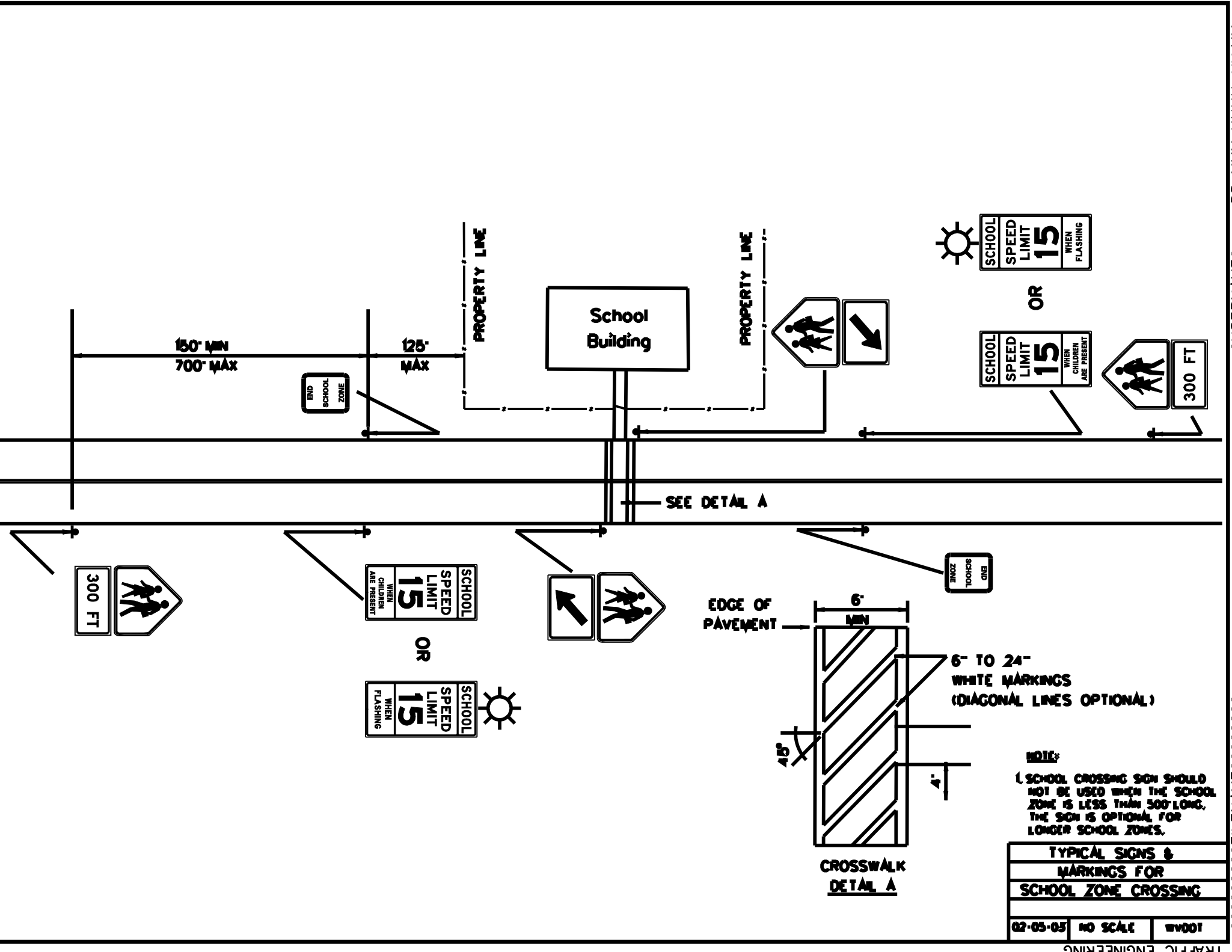
When any sign associated with a school crossing is installed on a ground-mounted support (i.e. U-Channel post), the face of the support visible to oncoming traffic shall contain a fluorescent yellow green reflective strip or insert that extends at least five (5) feet from the bottom of the sign towards the ground surface.

SUPPLEMENTAL SCHOOL ZONE FLASHING BEACONS

Flashing yellow beacons may be used to supplement either the SCHOOL SPEED LIMIT 15, SCHOOL ADVANCE WARNING, or SCHOOL CROSSING WARNING ASSEMBLY signs. Flashing yellow beacons may also be used with a special warning sign such as SCHOOL 35 MPH WHEN FLASHING. However, it is preferable that the flashing beacon be used to supplement the SCHOOL SPEED LIMIT 15 sign because the sign is regulatory and can be enforced. When a flashing beacon is installed, the WHEN CHILDREN ARE PRESENT message on the SCHOOL SPEED LIMIT sign (S4-3) shall be removed and a WHEN FLASHING sign message or plaque shall be mounted below the SCHOOL SPEED LIMIT 15 sign. Additionally, when flashing beacons are installed, they shall be utilized on all approaches to the school. All warning signs or warning messages associated with supplemental school zone flashers shall contain a black border and legend on a reflectorized fluorescent yellow-green background.

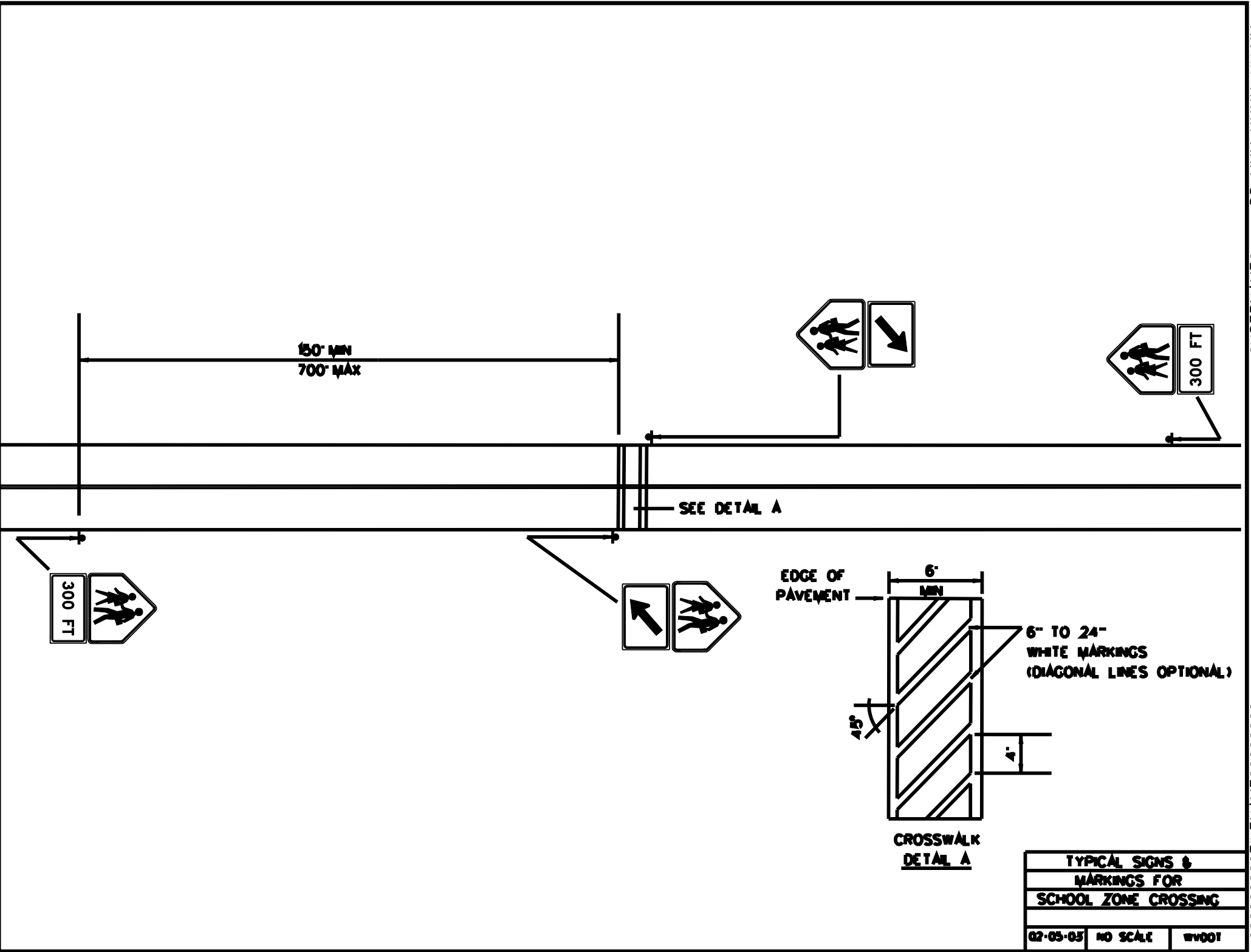
The purchasing, installation, and maintenance of the flashing beacons are the responsibility of the County School Board, school officials, municipality or other local governmental agency; however, the Division of Highways will furnish all the signs associated with the flasher installation. When a sponsoring agency desires to install a supplemental flashing beacon, the Division of Highways will issue a permit allowing that organization to proceed with the necessary work on state right-of way. This permit will contain the current Division of Highways flasher specifications and requirements and will also include a signing layout prepared by the Division of Highways. This layout will show the exact location(s) for the flasher installation(s).

Barry Warhoftig
Director, Traffic Engineering Division



NOTE:
 1. SCHOOL CROSSING SIGN SHOULD NOT BE USED WHEN THE SCHOOL ZONE IS LESS THAN 500' LONG. THE SIGN IS OPTIONAL FOR LONGER SCHOOL ZONES.

TYPICAL SIGNS & MARKINGS FOR SCHOOL ZONE CROSSING		
02-05-03	NO SCALE	WV001



TYPICAL SIGNS & MARKINGS FOR SCHOOL ZONE CROSSING		
02-05-05	NO SCALE	WV001