

## **Reed Maintenance**

---

# **STORM WATER POLLUTION PREVENTION PLAN (SWPPP)**

**WVPA SWPPP (Revised 6/30/2014)**

---



## **TABLE OF CONTENTS**

---

1.0	Facility Information
2.0	Storm Water Pollution Prevention Team
3.0	Site Map
4.0	Significant Materials
4.1	Inventory of Exposed Significant Materials
4.2	List of Significant Spills
4.3	Summary of Sampling Data
5.0	Preventative Maintenance Program
5.1	Routine Inspection Program
5.2	Comprehensive Site Inspection
5.3	Housekeeping Procedures
5.4	Material Handling & Spill Prevention / Clean-Up Procedures
5.5	Soil Erosion & Sedimentation Control Measures
5.6	Employee Training Program
6.0	Structural Controls
7.0	Non-Storm Water Discharges
8.0	Record Keeping
9.0	SWPPP Review Certification



## **1.0 GENERAL FACILITY INFORMATION**

---

Name of Facility: Reed Maintenance

Facility Address: Piedmont Road, Charleston, WV 25325

Standard Industrial Classification (SIC) Code: (P)

Authorized Representative: Terry Layton

### **Facility Contact**

Name: Terry Layton

Title: Foreman

Telephone: (304) 595-2128

Mailing Address: 182 Slaughters Creek Drive, Cabin Creek, WV 25035

### **NPDES Permit Information**

Certificate of Coverage Number:

Effective Date of Coverage:

Receiving Waters:

### **Brief Industrial Activity Description**

This is roadway maintenance storage facility



## **2.0 STORM WATER POLLUTION PREVENTION TEAM**

---

The storm water pollution prevention team is responsible for developing, implementing, maintaining, and revising this SWPPP. The members of the team and their primary responsibilities are as follows:

<b>NAME &amp; TITLE</b>	<b>RESPONSIBILITY</b>
Leslie Ball Jr.	WVPA
Terry Layton – Chelyan Foreman	Reed Maintenance

## **2.1 Best Management Practices (BMP's)**

---

Best Management Practices are schedules of activities, maintenance procedures, managerial practices and structural features that prevent or reduce adverse impacts to the state's waters.

- 1) Catch Basins – fabric inserts will be installed to trap and retain sediment.
- 2) Vehicle Wash Bays – all wash bays are enclosed and covered.
- 3) Floor Drains – all floor drains are connected to the sewer system.
- 4) Salt Buildings – doors are installed to prevent storm water from entering the building and washing into storm drains.
- 5) Fuel Island – should be covered to prevent storm water washing pollutants into storm drains.
- 6) Antifreeze – stored for proper disposal.
- 7) Batteries – will remain intact and disposed of properly.
- 8) Brake Fluid – will be disposed of properly.
- 9) Fuel – stored properly and used only as intended.
- 10) Fuel/Oil Filters – disposed of properly.



- 11) Paints – stored properly and disposed of properly through a Hazmat disposal contractor.
- 12) Shop Towels/Oily Rags – accumulated and disposed of properly.
- 13) Solvents – utilize less hazardous types and use a solvent recycling tank.
- 14) Used Oils/Fluids – disposed of properly.
- 15) Asphalt Equipment – clean with environmentally approved cleaner only.
- 16) Herbicides – use as directed by manufacturer in approved rates only utilize mechanical weed control when feasible.
- 17) Spill Cleanup – properly clean all spills as soon as possible and dispose of properly.
- 18) Stored Equipment/Old Equipment – store under cover and ensure no pollutants remain and paint all exposed surfaces to prevent rainfall from washing into storm drains.
- 19) Leaking Equipment – will have a drip pan installed to prevent spillage onto surface.
- 20) Waste Containers – will be emptied daily or as needed.
- 21) Spill Kits/Equipment – will be kept on site for quick response to a spill.

### **3.0 SITE MAP**

---

The facility's site map includes all applicable items listed in the permit, which include:

*SEE FIGURE 1 FOR FACILITY SITE MAP*

- 1) Buildings and other permanent structures
- 2) Storage or disposal areas for significant materials
- 3) Secondary containment structures and descriptions of what they contain in the primary containment structures
- 4) Storm water discharge outfalls
- 5) Location of storm water and non-storm water inlets contributing to each outfall (catch basins, roof drains, conduits, drain tiles, detention pond riser pipes, sump pumps, etc.)
- 6) Location of NPDES permitted discharges other than storm water
- 7) Outlines of the drainage areas contributing to each outfall
- 8) Structural runoff controls or storm water treatment facilities
- 9) Areas of vegetation (with brief description such as lawn, old field, marsh, wooded, etc.)
- 10) Areas of exposed and/or erodible soils
- 11) Impervious surfaces (roofs, asphalt, concrete, etc.)
- 12) Name and location of receiving waters



## 4.0 SIGNIFICANT MATERIALS

---

Definition: Significant materials are any material which could degrade or impair water quality, including but not limited to:

- ✓ Fuels
- ✓ Paints
- ✓ Solvents/Cleaning chemicals
- ✓ Detergents/Soaps
- ✓ Outside storage of materials and equipment
- ✓ Hazardous Substances
- ✓ Polluting Materials – Oil, antifreeze, brake fluid, etc.(in solid or liquid form).
- ✓ Hazardous Wastes
- ✓ Batteries
- ✓ Pesticides/Herbicides
- ✓ Solid and liquid wastes that are not properly stored awaiting disposal
- ✓ Vehicle maintenance areas
- ✓ Tack equipment, storage and maintenance
- ✓ Asphalt equipment, storage and maintenance
- ✓ Rock salt
- ✓ Calcium Chloride

### 4.1 Inventory of Exposed Significant Materials

A general inventory of significant materials that could enter storm water must be taken for each facility site. For each material listed the SWPPP shall include the ways in which each type of material has been or has reasonable potential to become exposed to storm water (e.g. spillage during handling; leaks from pipes, deposits from overspray; etc.). In addition, the SWPPP must identify any inlet(s) that spilled materials may enter and the outfall(s) through which the spilled material may be discharged.

*SEE TABLE 1 FOR SIGNIFICANT MATERIAL INVENTORY*

### 4.2 List of Significant Spills

Any significant spills or leaks of polluting material that occur at the facility site should be noted with the following information on this SWPPP: include the date, volume, exact location of release, and actions taken to clean up the material and/or prevent exposure to storm water runoff or contamination of surface waters. (If there have been no spills of polluting materials, state that in this section.)

*SEE TABLE 2 FOR A LISTING OF SIGNIFICANT SPILLS*



### 4.3 Summary of Sampling Data

Sampling data should be done if any pollutants are suspected that may contaminate the storm water. A summary of existing storm water discharge sampling data (if available) describing pollutants in storm water discharges associated with activity at the facility should be included in the SWPPP.

#### SUMMARY OF SAMPLING EVENTS:

## 5.0 Preventative Maintenance Program

### 5.1 Preventative Maintenance Program (Routine Inspection Program)

The SWPPP requires routine preventive maintenance which includes inspection and maintenance of storm water management and control devices (e.g. cleaning of oil/water separators and catch basins). A log of the inspection and corrective actions should be maintained on the SWPPP.

*SEE TABLE 3 FOR PREVENTATIVE MAINTENANCE/ROUTINE HOUSEKEEPING INSPECTIONS*

### 5.2 Comprehensive Site Inspection

Comprehensive site inspections should include but not be limited to, the areas and equipment identified in the preventive maintenance program and good housekeeping procedures. The inspection should also include a review of the routine preventive maintenance reports, good housekeeping inspections reports, and any other paperwork associated with the SWPPP.

#### COMPREHENSIVE SITE INSPECTION DESCRIPTION:



### 5.3 Housekeeping Procedures

The SWPPP should include a description of good housekeeping procedures to maintain a clean, orderly facility. Housekeeping procedures are intended to reduce the potential for significant materials to come in contact with storm water.

*SEE TABLE 3 FOR PREVENTATIVE MAINTENANCE/ROUTINE HOUSEKEEPING INSPECTION*

#### **HOUSEKEEPING PROCEDURE DESCRIPTION:**

**The building and grounds are cleaned, maintained and the litter policed daily.**

**Each Spring a facility site wide clean up and disposal is completed as well as one in the fall in preparation for winter activities.**

### 5.4 Material Handling & Spill Prevention / Clean-Up Procedures

Spills and leaks are the largest source of storm water pollution. This SWPPP specifies material handling procedures and storage requirements for significant materials. Equipment and procedures necessary for cleaning up spills and preventing the spilled materials from being discharged have also been identified. All employees have been made aware of the proper procedures.

*SEE TABLE 4 FOR MATERIAL HANDLING & SPILL PREVENTION/CLEAN-UP PROCEDURES*

*SEE TABLE 5 FOR SPILL KIT INVENTORY*

### 5.5 Soil Erosion & Sedimentation Control Measures

The SWPPP should identify areas which have a high potential for significant soil erosion. Areas commonly prone to soil erosion are: gravel lots, bare earth or gravel at material handling areas around storm water inlets, areas with concentrated storm water runoff into streams or ditches, and access roads over open streams or ditches. Control measures must be implemented in areas prone to soil erosion and sedimentation.

AREA OF CONCERN:	CONTROL MEASURE:



## 5.6 Employee Training Program

Employee training will be a major component in ensuring the success of the facility's SWPPP. The following is a description of the employee training programs to be implemented to inform appropriate personnel at all levels of responsibility of the components and goals of the SWPPP (i.e. good housekeeping practices, spill prevention and response procedures, waste minimization practices, informing customers of facility policies, etc.).

### **EMPLOYEE TRAINING DESCRIPTION & FREQUENCY:**

**All employees are trained annually in the Fall during our SRIC Annual training program.**

## 6.0 STRUCTURAL CONTROLS

---

The SWPPP should describe the location, function, and design criteria of structural controls to prevent uncontaminated storm water from contacting significant materials. A list of structural controls used to divert, isolate, or otherwise manage storm water is included in the SWPPP.

Examples of structural controls:

- ✓ Signs and Labels
- ✓ Safety Posts
- ✓ Fences
- ✓ Security Systems
- ✓ Temporary and Permanent Coverings
- ✓ Storm Water Conveyances
- ✓ Diversion Dikes
- ✓ Grading
- ✓ Paving
- ✓ Curbing
- ✓ Drip Pans
- ✓ Secondary Containment
- ✓ Catch Basin Inserts
- ✓ Detention and Retention Ponds
- ✓ Vegetative Filters
- ✓ Sand Filters
- ✓ Oil/Water Separators

*SEE TABLE 6 FOR A LIST OF STRUCTURAL CONTROLS USED AT THE FACILITY*



## 7.0 NON-STORM WATER DISCHARGES

---

The SWPPP should include any discharge locations for non-storm water discharges. Any unauthorized storm water discharges must be eliminated, or covered under another NPDES permit.

Storm water should include all of the following non-storm water discharges.

- 1) Discharges from fire hydrant flushing
- 2) Potable water sources including water line flushing
- 3) Fire system test water
- 4) Irrigation drainage
- 5) Lawn watering
- 6) Washing of building exterior
- 7) Pavement washing
- 8) Air conditioning condensation
- 9) Springs
- 10) Uncontaminated ground water

NON-STORM WATER DISCHARGE:	POLLUTION PREVENTION CONTROLS:	IMPACTED OUTFALL:



## 8.0 RECORD KEEPING

The SWPPP requires that all inspection records be kept at the facility describing incidents such as spills or other discharges that can affect the quality of storm water runoff. All such records shall be retained for five years.

## 9.0 SWPPP CERTIFICATION

The following personnel have reviewed the SWPPP for this particular facility and certify that it meets all criteria laid forth in the SWPPP.


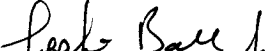
<b>Facility Representative</b>
Printed Name & Title: Terry Layton, Foreman Chelyan Maintenance
Signature & Date:  6-5-17
<b>WVPA Organization SWPPP Representative</b>
Printed Name & Title: Leslie Ball Jr., Highway Programs Manager
Signature & Date:  7-5-17



Fig. 1

## Chelyan Maintenance

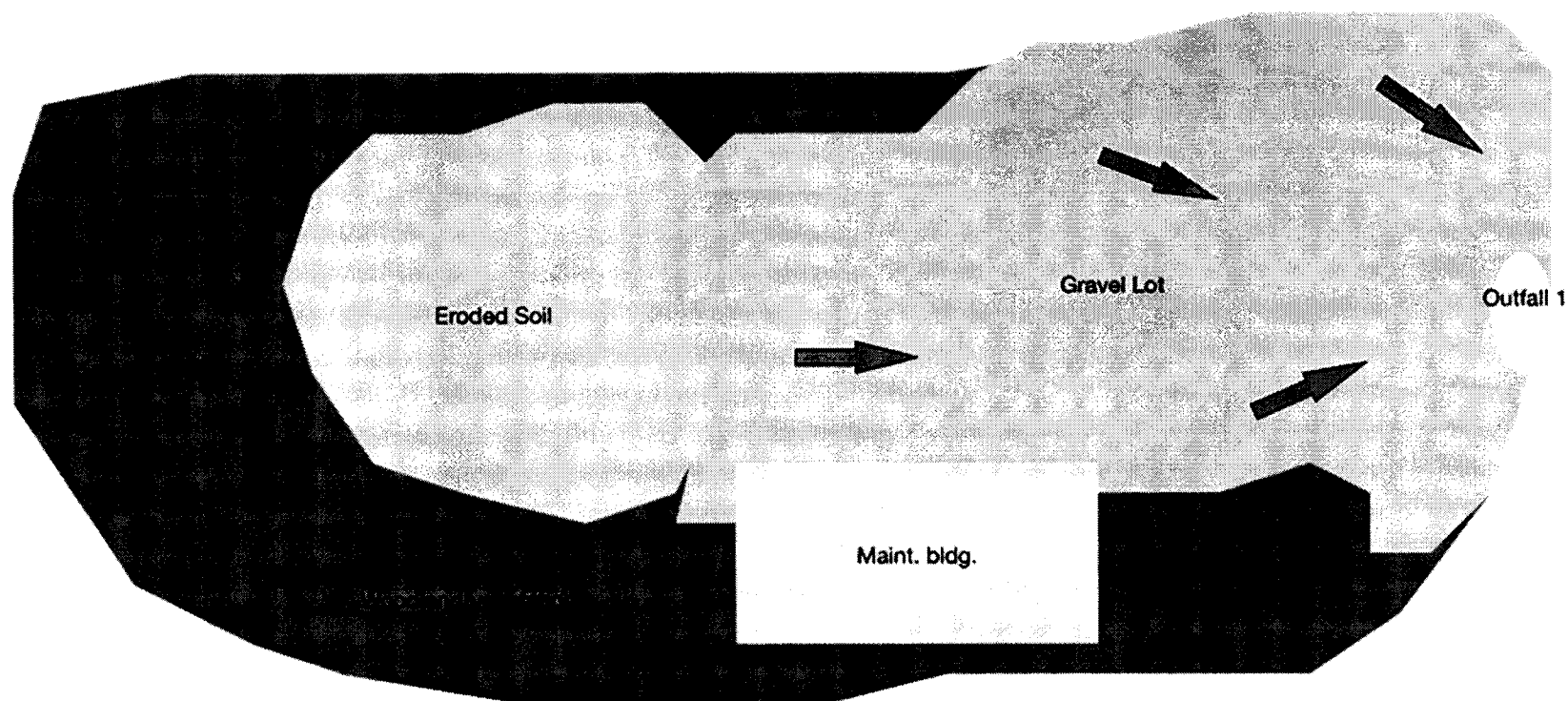




TABLE 1 – SIGNIFICANT MATERIAL INVENTORY

**Instructions** - Fill out the applicable activities in the corresponding sections. Once you have described the activity, list the significant materials that are associated with it, the exposure methods, and evaluate the level of exposure. Once that is completed indicate the inlet(s) and outfall(s) that would be impacted if any materials were discharged.

[illegible]



\_\_\_\_\_

\_\_\_\_\_



---

[illegible]



\_\_\_\_\_

4) Significant dust or particulate generating processes



TABLE 1 – Continued

Activity	5) Discharge from vents, stacks, and air emission controls				
Activity Areas	Significant Materials	Exposure Method	Potential Evaluation (high, medium, low)	Inlets(s)	Outlets(s)



**TABLE 1 – Continued**

[illegible]



---

[illegible]



---

[illegible]



TABLE 1 – Continued

Activity	Activity Areas	Significant Materials	Exposure Method(s)	Potential Evaluation (high, medium, low)	Inlet(s)	Outlet(s)
9) Areas of significant material residues						

TABLE 1 – Continued



[illegible]



## TABLE 2 – LIST OF SIGNIFICANT SPILLS

[illegible]



### TABLE 3 – PREVENTATIVE MAINTENANCE / ROUTINE HOUSEKEEPING INSPECTIONS

[illegible]



## TABLE 4 – MATERIAL HANDLING & SPILL PREVENTION / CLEAN-UP PROCEDURES

[illegible]



## TABLE 5 – SPILL KIT INVENTORY

List the spill response equipment that is located at the facility and the recommended clean-up methods.

Person responsible for maintaining this inventory: Terry Layton

Location	Absorbents (pads, booms, kitty litter, etc.)	Tools (shovels, brooms, squeegees, etc.)	Personal Protective Equipment (rubber gloves, boots, masks, etc.)	Other Supplies (warning tape, labels, markers, MSDSs, etc.)
Maint. Building	Absorbents, pads	Shovels, brooms	Rubber gloves, masks	N/A



**TABLE 6 – STRUCTURAL CONTROLS AT THE FACILITY**

[illegible]



## PREVENTATIVE MAINTENANCE INSPECTION FORM

Date:	Time:
-------	-------

<b>Inspector</b>	
Print:	Signature:

[illegible]



.....

[illegible]



**HOUSEKEEPING INSPECTION FORM** (This report may be superseded by Day/Night Watchman Report)

Date:	Time:
-------	-------

<b>Inspector</b>	
Print:	Signature:

[illegible]



EMPLOYEE ANNUAL TRAINING FORM

Date of Session:

Trainer	
Print:	Signature:

Topics Covered:

Attendee Name	Attendee Signature



# ANNUAL SWPPP REVIEW FORM

<b>Facility Information</b>		
Facility: Reed Maintenance	County: Kanawha	
<b>Facility Contact Information</b>		
Name: Terry Layton	Telephone No.: 304.595.2128	
Email Address: tlayton@wvturnpike.com	Mobile Phone No: 304.640.4157	
<b>Backup Facility Contact Information</b>		
Name: Leslie Ball Jr	Telephone No.: 304.256.6680	
Email Address: lball@wvturnpike.com	Mobile Phone No: 304.640.8612	

## SWPPP Review Checklist

1) Facility general information is current and accurate	<u>Yes</u>	No	
2) Site map is current and accurate	<u>Yes</u>	No	
3) Significant material inventory is current and accurate	<u>Yes</u>	No	
4) New exposures, processes and related controls have been documented appropriately in the SWPPP	<u>Yes</u>	No	NA
5) Significant spills have been recorded and reported as appropriate	<u>Yes</u>	No	NA
6) Employee SWPPP training was conducted and documented	<u>Yes</u>	No	
7) Records of routine preventative maintenance and housekeeping inspections are available in the SWPPP file	<u>Yes</u>	No	
8) Comprehensive site inspections have been completed and filed in the SWPPP file	<u>Yes</u>	No	
9) Corrective actions noted in the inspection reports have been completed	<u>Yes</u>	No	
10) SWPPP has been reviewed and signed by a WVPA Representative Authority	<u>Yes</u>	No	

Additional Comments (use additional sheets if necessary):

<b>I certify that the above information is correct</b>	
Name: Leslie Ball Jr	Signature / Date: <i>Leslie Ball Jr</i> / 7 Jun 17