

**COLORS**

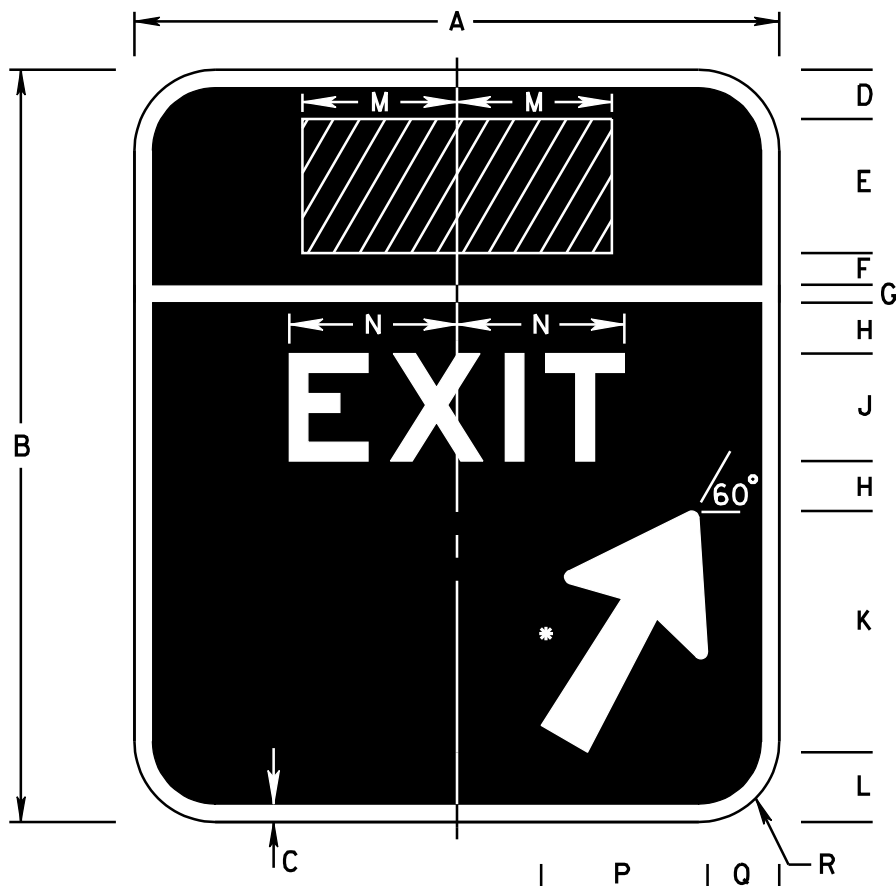
LEGEND - WHITE (REF)

BACKGROUND - GREEN, BLUE, OR BROWN (REF)

**DIMENSIONS (INCHES)**

A	B	C	D	E	F	G	H	J	K	L	M	N	P	Q
90	30	102	114	2	9	15E	6	11 1/2	10E	8 1/2	10	30 1/2	15	3

E1-5 CODE	
90"x30"	
102"x30"	
114"x30"	



COLORS


LEGEND - WHITE (REF)  
 BACKGROUND - GREEN (REF)

DIMENSIONS (INCHES)

A	B	C	D	E	F	G	H	J	K	L	M	N	P	Q	R
72	84	2	5 1/2	15E	3 1/2	2	5 3/4	12E	26 3/4	7 3/4	VAR	18 5/16	18 1/2	8	9

FOR USE WITH 3 DIGIT EXIT NUMBERS

\* - SEE APPENDIX FOR ARROW DESIGN



COLORS

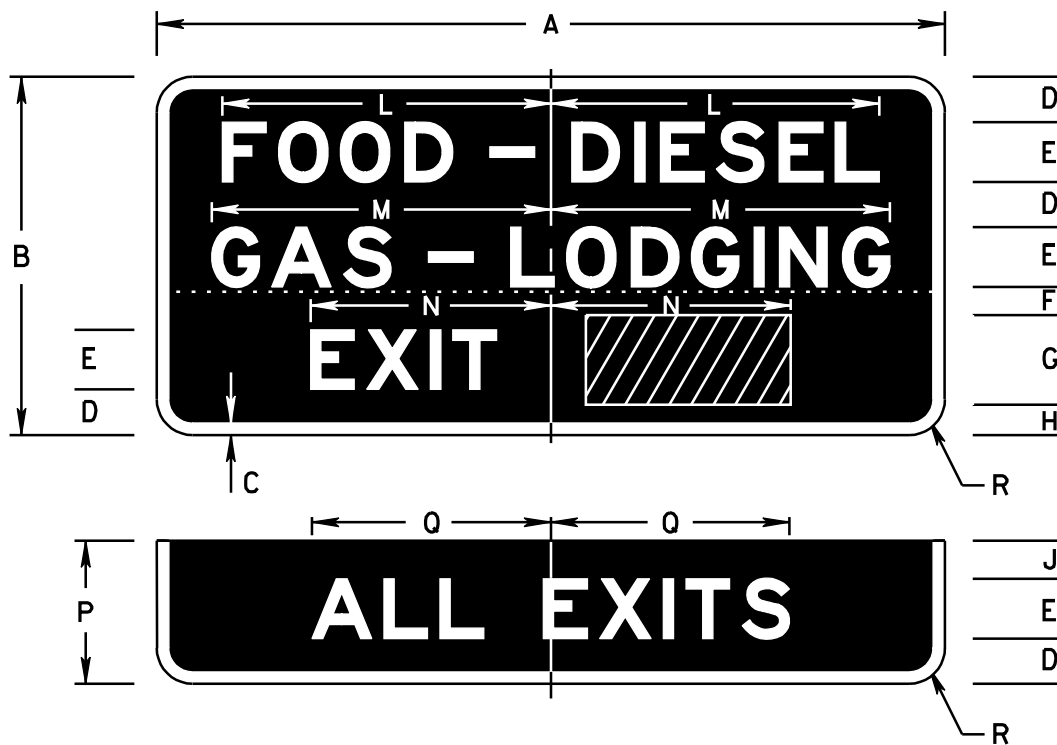
LEGEND - WHITE (REF)  
 BACKGROUND - GREEN (REF)

DIMENSIONS (INCHES)

A	B	C	D	E	F	G	H	J	K	L	M	N	P	Q
72	60	2	7 3/4	12E	5 3/4	26 3/4	15E	13 3/4	18 5/16	VAR	23 3/4	18 1/2	8	6

FOR USE WITH ONE, TWO, OR NO DIGIT EXIT NUMBERS

\* - SEE APPENDIX FOR ARROW DESIGN

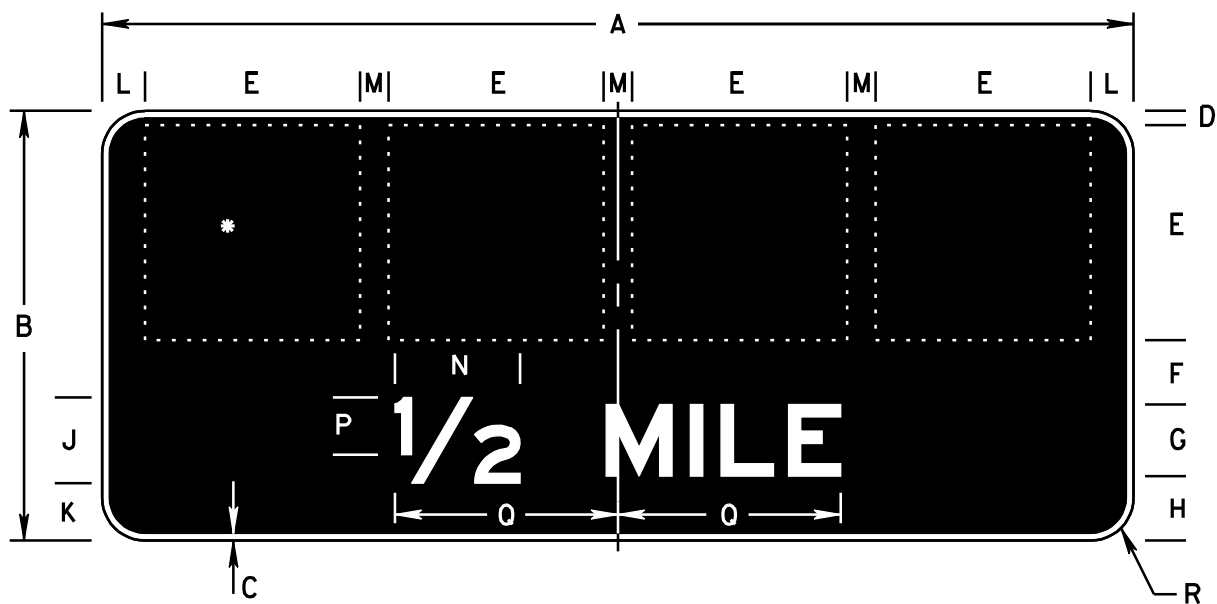


COLORS  
 LEGEND - WHITE (REF)  
 BACKGROUND - BLUE (REF)

DIMENSIONS (INCHES)

A	B	C	D	E	F	G	H	J	K	L	M	N	P	Q	R
132	60	2	7 5/8	10E	4 5/8	15E	5 1/8	6 3/8	1 5/8	54 1/16	55 7/8	41 3/4	24	42 3/16	6

DASHED LINE INDICATES POINT OF SEPARATION FOR CHANGE  
 FROM EXIT & NUMBER TO ALL EXITS



COLORS

LEGEND - WHITE (REF)  
 BACKGROUND - BLUE (REF)

DIMENSIONS (INCHES)

A	B	C	D	E	F	G	H	J	K	L	M	N	P	Q	R
96	48	1	2	20	7	10E	9	12	8	3 1/2	3	16	8E	31 11/16	6

\* - SYMBOLS TO BE POP RIVETED IN SPACES SHOWN