

COLORS

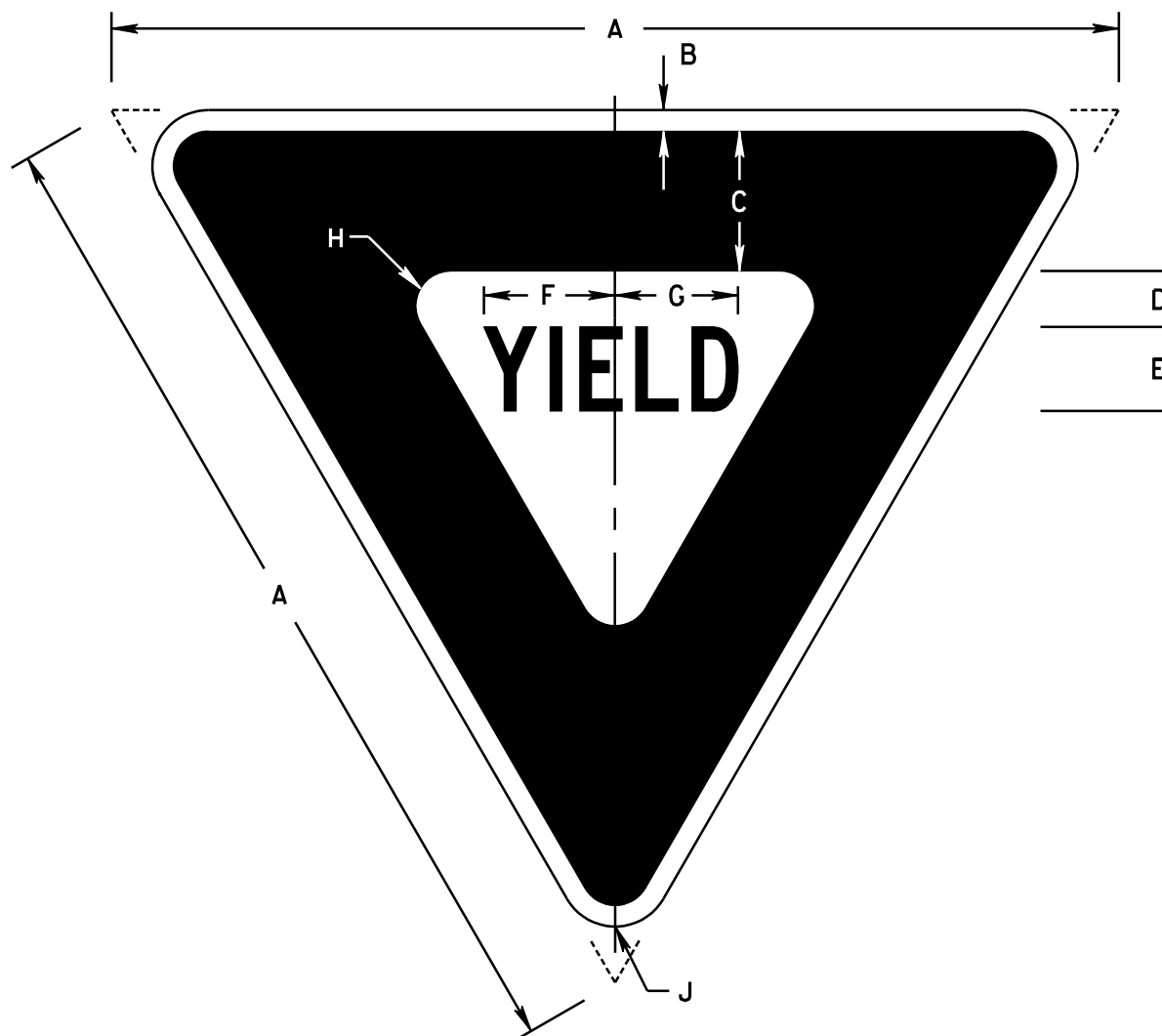
LEGEND - WHITE (REF)
 BACKGROUND - RED (REF)

DIMENSIONS (INCHES)

A	B	C	D	E	F
18	3/8	6	6C	3	7 3/4
24	5/8	8	8C	4	10
30	3/4	10	10C	5	12 1/2
36	7/8	12	12C	6	15
48	1 1/4	16	16C	8	20

* - REDUCE SPACING 40%
 18" FOR BIKE ROUTES ONLY

R1-1 CODE	
18"	010100
24"	010101
30"	010102
36"	010103
48"	010104

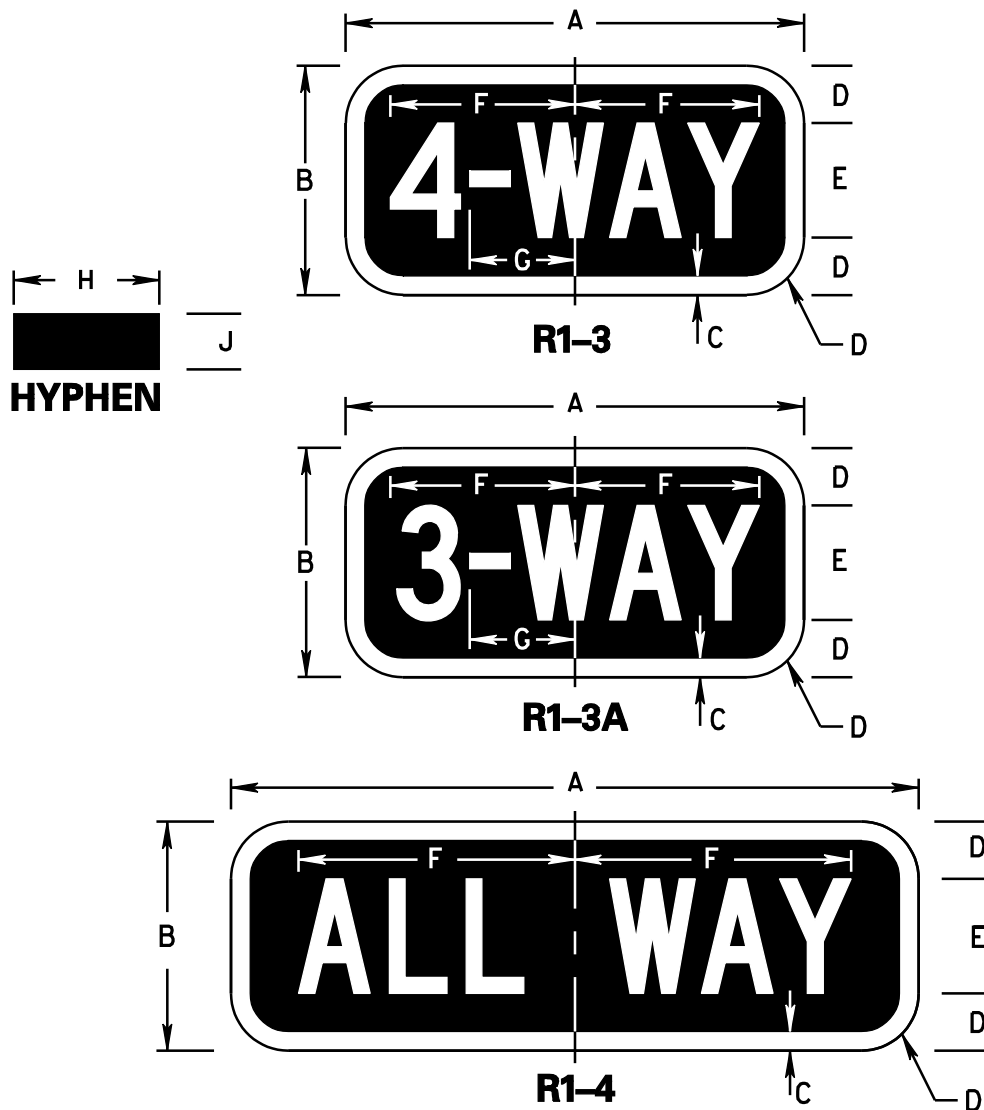


COLORS
 LEGEND - RED (REF)
 BACKGROUND - WHITE (REF)

DIMENSIONS (INCHES)

A	B	C	D	E	F	G	H	J
24	$\frac{3}{8}$	3	$1\frac{3}{8}$	2C	$3\frac{1}{4}$	3	$\frac{7}{8}$	$1\frac{1}{2}$
30	$\frac{5}{8}$	4	$1\frac{3}{4}$	$2\frac{1}{2}$ C	$3\frac{15}{16}$	$3\frac{5}{8}$	$\frac{7}{8}$	$1\frac{1}{2}$
36	$\frac{3}{4}$	5	2	3C	$4\frac{11}{16}$	$4\frac{3}{8}$	$1\frac{1}{4}$	2
48	1	6	$2\frac{3}{4}$	4C	$6\frac{1}{4}$	$5\frac{7}{8}$	2	3
60	$1\frac{1}{2}$	8	$3\frac{1}{2}$	5C	$7\frac{7}{8}$	$7\frac{1}{4}$	$2\frac{1}{2}$	4

R1-2 CODE	
24"	
30"	
36"	010111
48"	010112
60"	010113



COLORS

LEGEND - WHITE (REF)
 BACKGROUND - RED (REF)


DIMENSIONS (INCHES)

	A	B	C	D	E	F	G	H	J
R1-3	12	6	1/2	1 1/2	3C	4 7/8	2 3/4	1 1/16	3/8
R1-3A	12	6	1/2	1 1/2	3C	4 3/4	2 3/4	1 1/16	3/8
R1-4	18	6	1/2	1 1/2	3C	7 1/4			

WV DEPARTMENT OF TRANSPORTATION
 DIVISION OF HIGHWAYS
 TRAFFIC ENGINEERING DIVISION

R1-3 CODE	
12"x6"	010120
R1-3A CODE	
12"x6"	010121
R1-4 CODE	
18"x6"	010122

R1-3
R1-3A
R1-4



COLORS


LEGEND - BLACK (NON-REF)

BACKGROUND - WHITE (REF)

DIMENSIONS (INCHES)

A	B	C	D	E	F	G	H	J	K	L	M	N
24	30	3/8	5/8	3 1/2	5C	2	4C	10	5 3/4	9 3/16	6 3/16	1 1/8
30	36	1/2	3/4	3	6C	3	5C	12 1/16	7 1/4	11 1/2	7 11/16	1 3/8
36	42	5/8	7/8	3 1/2	8C	3	6C	16 1/16	8 11/16	13 3/4	9 1/4	1 5/8

R1-12 CODE	
24"x30"	010377
30"x36"	010378
36"x42"	010379



COLORS

LEGEND - BLACK (NON-REF)
 BACKGROUND - WHITE (REF)

DIMENSIONS (INCHES)

A	B	C	D	E	F	G	H	J	K
24	3/8	5/8	4	3D	3 1/2	2 1/4	9 13/16	8	1 1/8

USED EXCLUSIVELY WITH R1-2

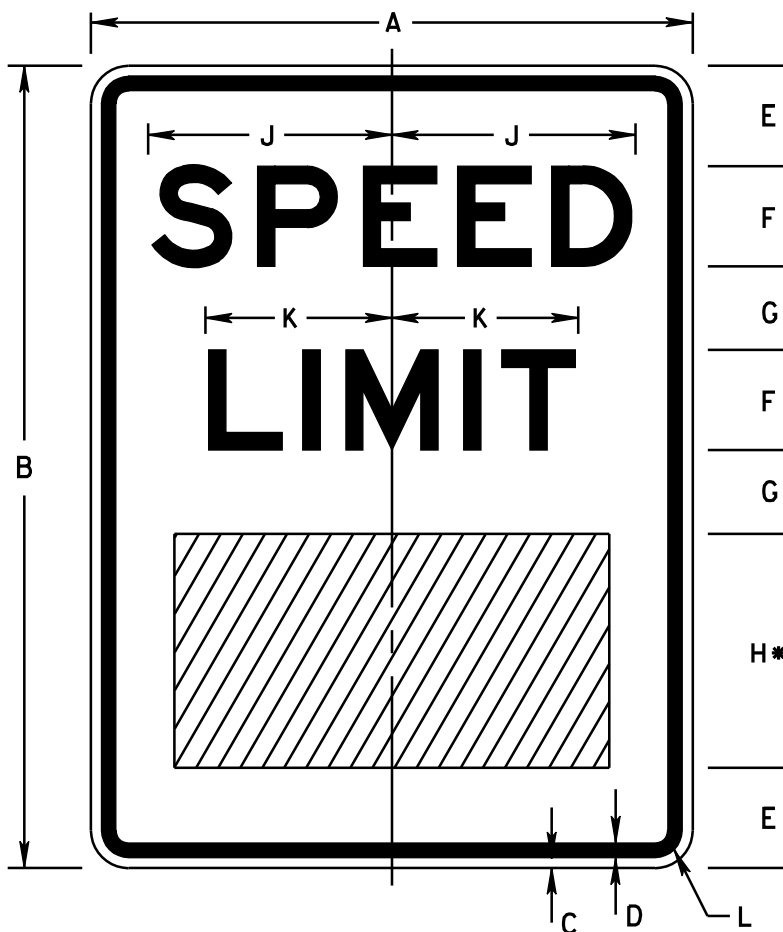


COLORS

LEGEND - BLACK (NON-REF)
 BACKGROUND - WHITE (REF)

DIMENSIONS (INCHES)

A	B	C	D	E	F	G	H	J	K	L
24	3/8	5/8	3	3C	2	9	3 5/8	8 5/16	6 5/8	1 1/8



COLORS

LEGEND - BLACK (NON-REF)

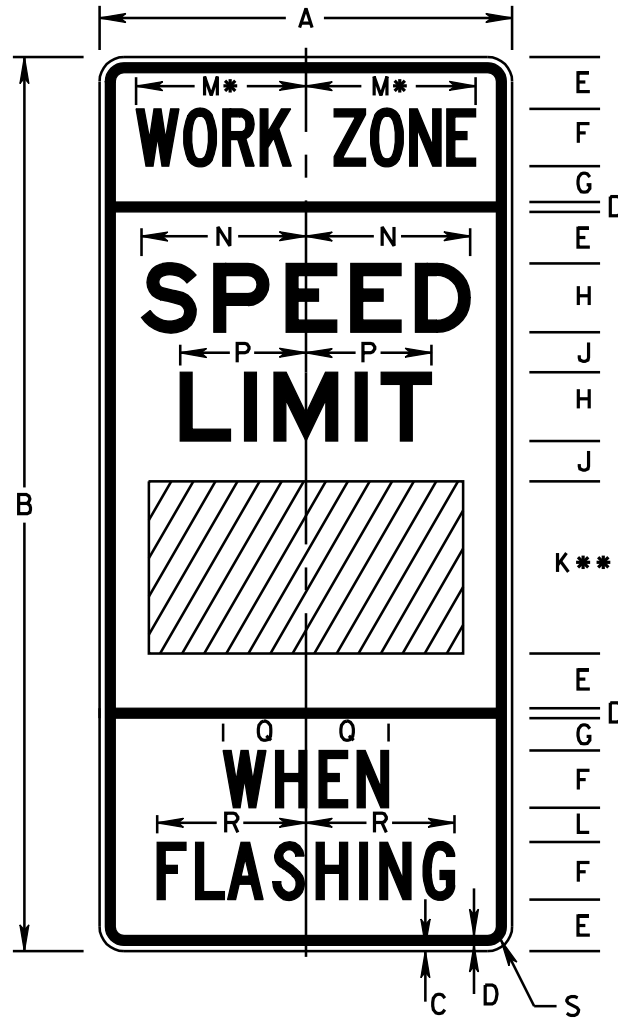
BACKGROUND - WHITE (REF)

DIMENSIONS (INCHES)

A	B	C	D	E	F	G	H	J	K	L
24	30	3/8	5/8	4	4E	2	10E	9 9/16	7 5/16	1 1/8
36	48	5/8	7/8	6	6E	5	14E	14 3/8	11	1 5/8
48	60	3/4	1 1/4	8	8E	6	16E	19 1/8	14 5/8	2 1/4

* - OPTICALLY SPACE NUMERALS ABOUT VERTICAL CENTERLINE

R2-1 CODE	
24"x30"	010235
36"x48"	010251
48"x60"	010269




COLORS
 LEGEND - BLACK (NON-REF)
 TOP & BOTTOM BACKGROUND - ORANGE (REF)
 MIDDLE BACKGROUND - WHITE (REF)

DIMENSIONS (INCHES)

A	B	C	D	E	F	G	H	J	K	L	M	N	P	Q	R	S
36	78	5/8	7/8	4 1/2	5C	3 1/8	6E	3 1/2	15E	3	14 7/8	14 5/16	10 15/16	7 3/16	12 15/16	1 5/8

* - REDUCE SPACING 50%
 ** - OPTICALLY SPACE NUMERALS ABOUT VERTICAL CENTERLINE



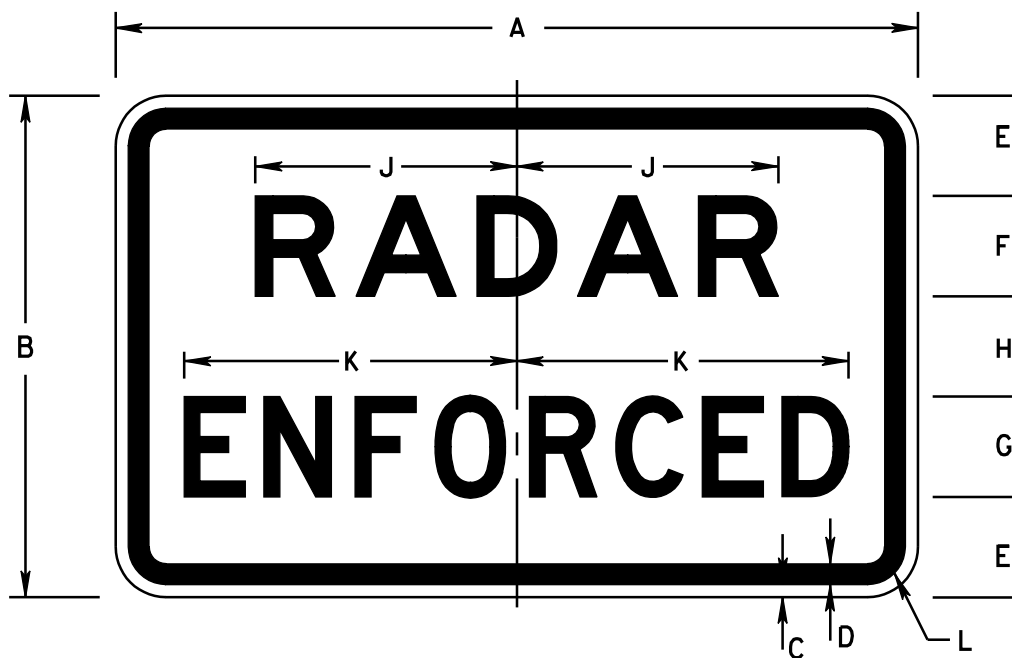
COLORS

LEGEND - BLACK (NON-REF)
 BACKGROUND - WHITE (REF)

DIMENSIONS (INCHES)

A	B	C	D	E	F	G	H	J	K	L	M
24	30	3/8	5/8	3	4C	2	6E	9 3/4	6 3/4	7	1 1/8
36	48	5/8	7/8	4 3/4	6C	3 1/2	10E	14 5/8	10 3/16	10 1/2	1 5/8
48	60	3/4	1 1/4	6	8C	4	12E	19 1/2	13 9/16	14	2 1/4

* - OPTICALLY SPACE NUMERALS ABOUT VERTICAL CENTERLINE

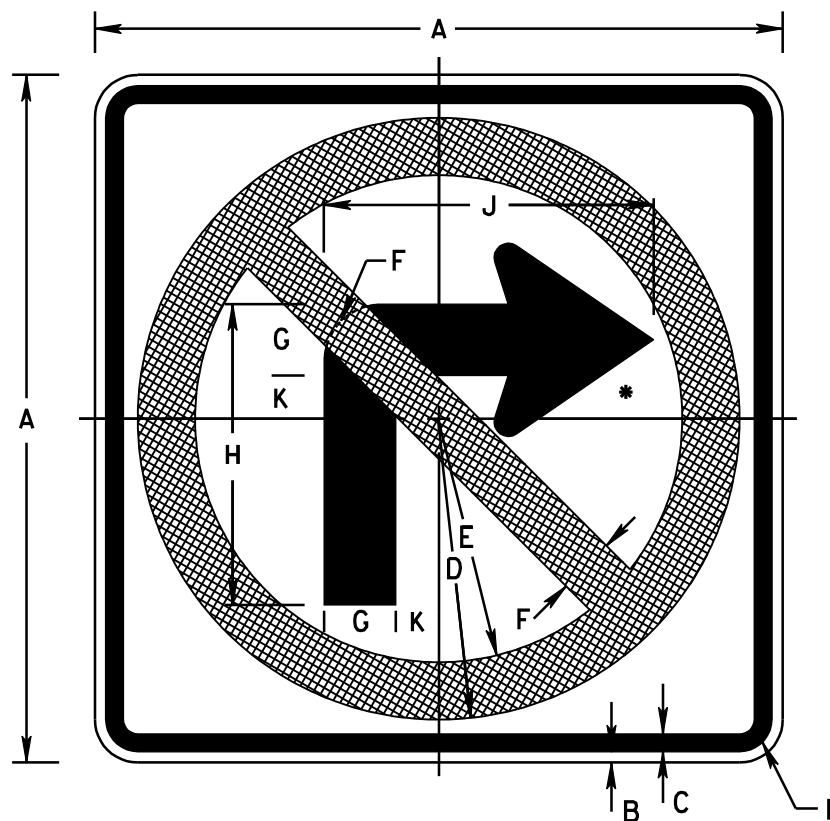


COLORS

LEGEND - BLACK (NON-REF)
 BACKGROUND - WHITE (REF)

DIMENSIONS (INCHES)

A	B	C	D	E	F	G	H	J	K	L
24	15	3/8	5/8	3	3E	3D	3	7 13/16	9 7/8	1 1/8
36	24	3/8	5/8	5 1/2	4E	4D	5	10 7/16	13 1/4	1 1/8
48	30	1/2	3/4	6	6E	6D	6	15 5/8	19 7/8	1 3/8



COLORS

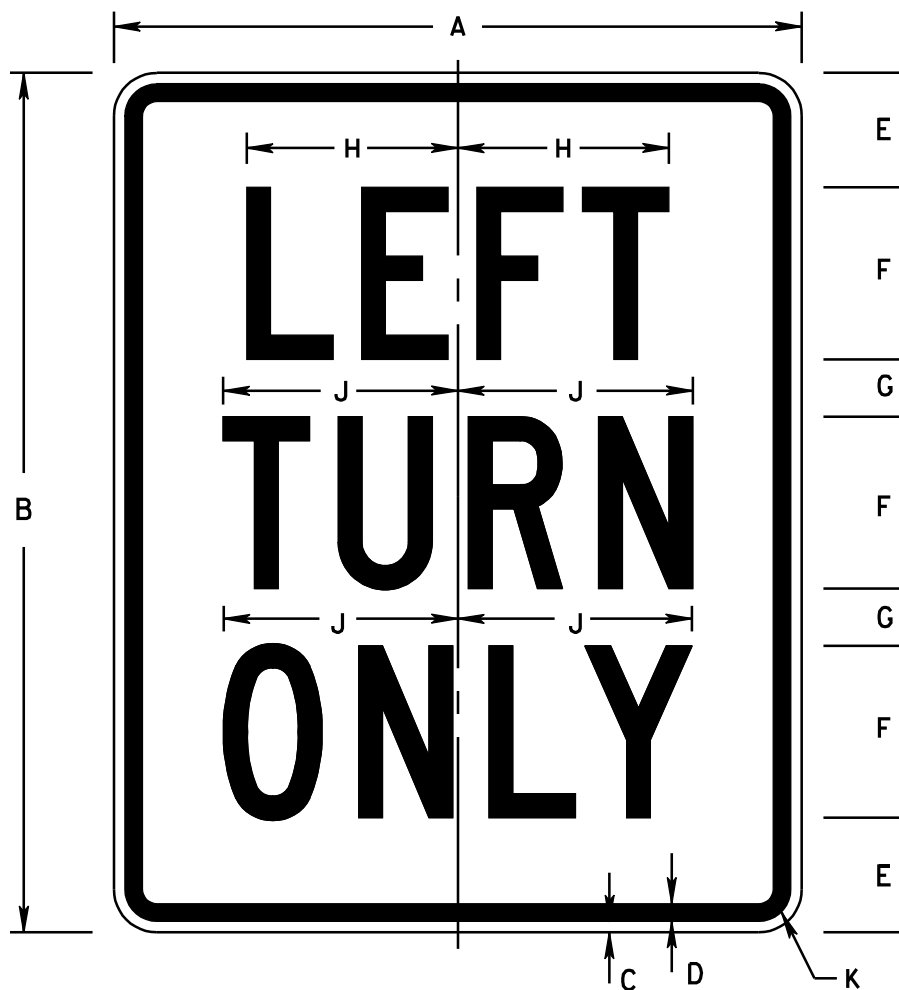
CIRCLE AND DIAGONAL - RED (REF)
 ARROW, LEGEND AND BORDER - BLACK (NON-REF)
 BACKGROUND - WHITE (REF)

DIMENSIONS (INCHES)

A	B	C	D	E	F	G	H	J	K	L
24	3/8	5/8	10 1/2	8 1/2	2	2 1/2	10 1/2	11 1/2	1 1/2	1 1/8
30	1/2	3/4	13 1/8	10 5/8	2 1/2	3 1/8	13 1/8	14 1/2	1 7/8	1 3/8
36	5/8	7/8	15 3/4	12 3/4	3	3 3/4	15 3/4	17 1/4	2 1/4	1 5/8
48	3/4	1 1/4	21	17	4	5	21	23	3	2 1/4

* - SEE APPENDIX FOR ARROW DESIGN

R3-1 CODE	
24"	010300
30"	
36"	010301
48"	010302



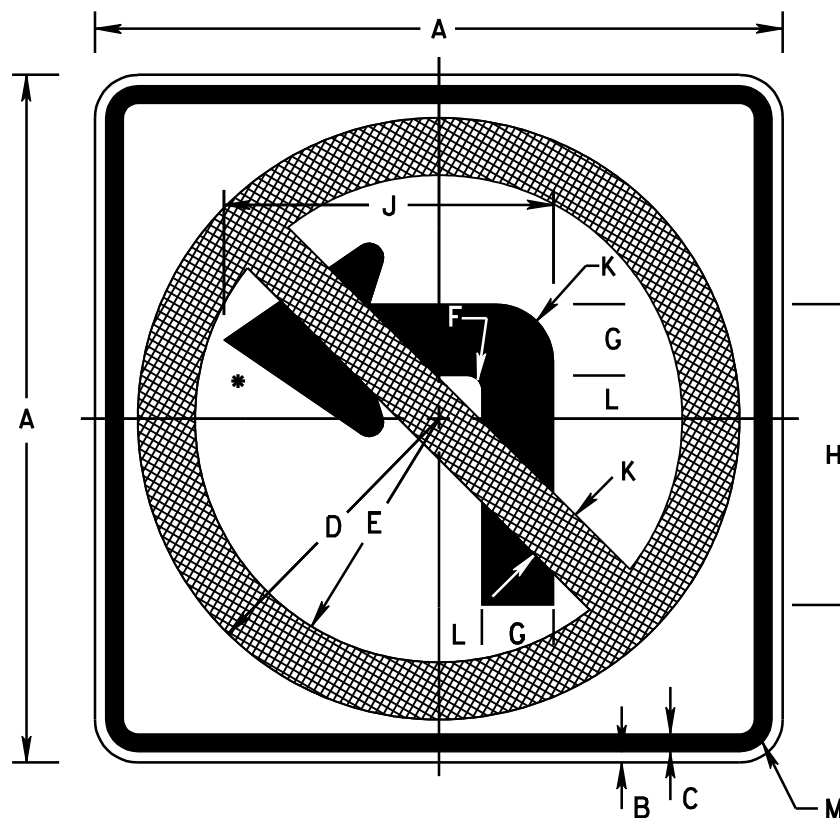
COLORS

LEGEND - BLACK (NON-REF)

BACKGROUND - WHITE (REF)

DIMENSIONS (INCHES)

A	B	C	D	E	F	G	H	J	K
24	30	3/8	5/8	4	6C	2	7 ⁵ / ₁₆	8 ³ / ₁₆	1 ¹ / ₈
36	48	5/8	7/8	7	8C	5	9 ³ / ₄	10 ¹⁵ / ₁₆	1 ⁵ / ₈



COLORS

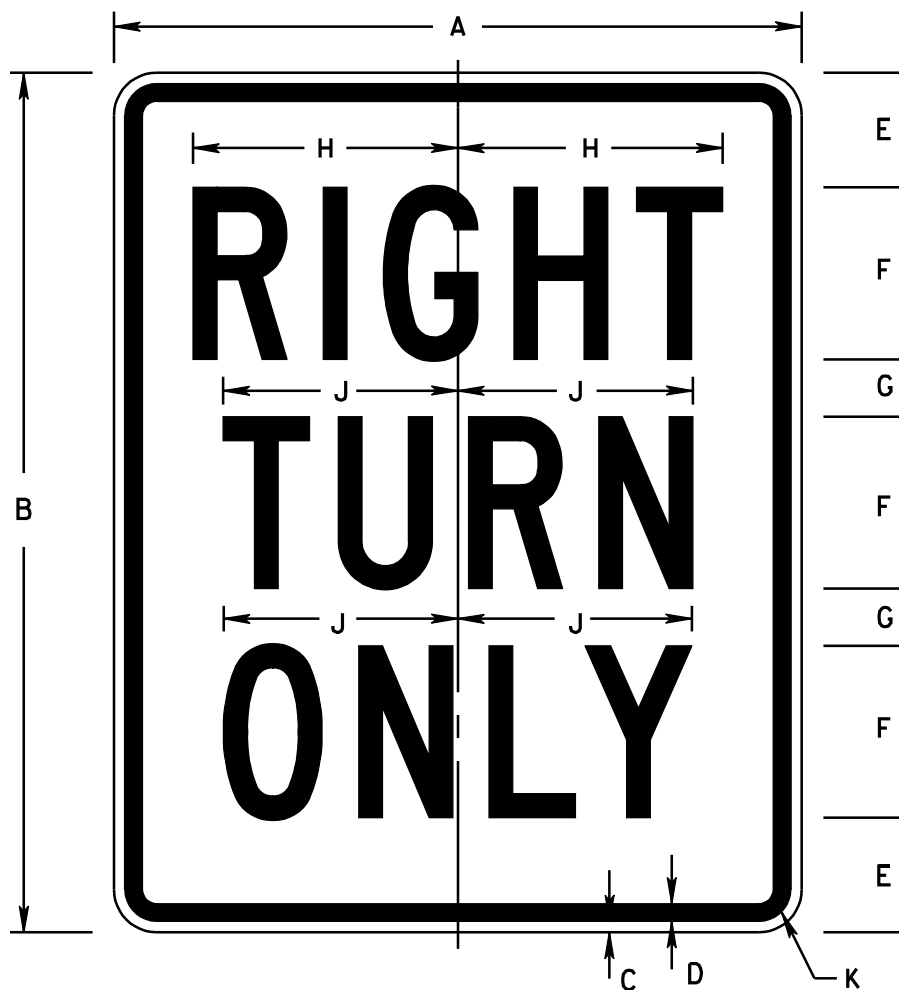
CIRCLE AND DIAGONAL - RED (REF)
 ARROW, LEGEND AND BORDER - BLACK (NON-REF)
 BACKGROUND - WHITE (REF)

DIMENSIONS (INCHES)

A	B	C	D	E	F	G	H	J	K	M	M
24	3/8	5/8	10 1/2	8 1/2	1/2	2 1/2	10 1/2	11 1/2	2	1 1/2	1 1/8
30	1/2	3/4	13 1/8	10 5/8	5/8	3 1/8	13 1/8	14 1/2	2 1/2	1 7/8	1 3/8
36	5/8	7/8	15 3/4	12 3/4	3/4	3 3/4	15 3/4	17 1/4	3	2 1/4	1 5/8
48	3/4	1 1/4	21	17	1	5	21	23	4	3	2 1/4

* - SEE APPENDIX FOR ARROW DESIGN

R3-2 CODE	
24"	010304
30"	
36"	010305
48"	010306

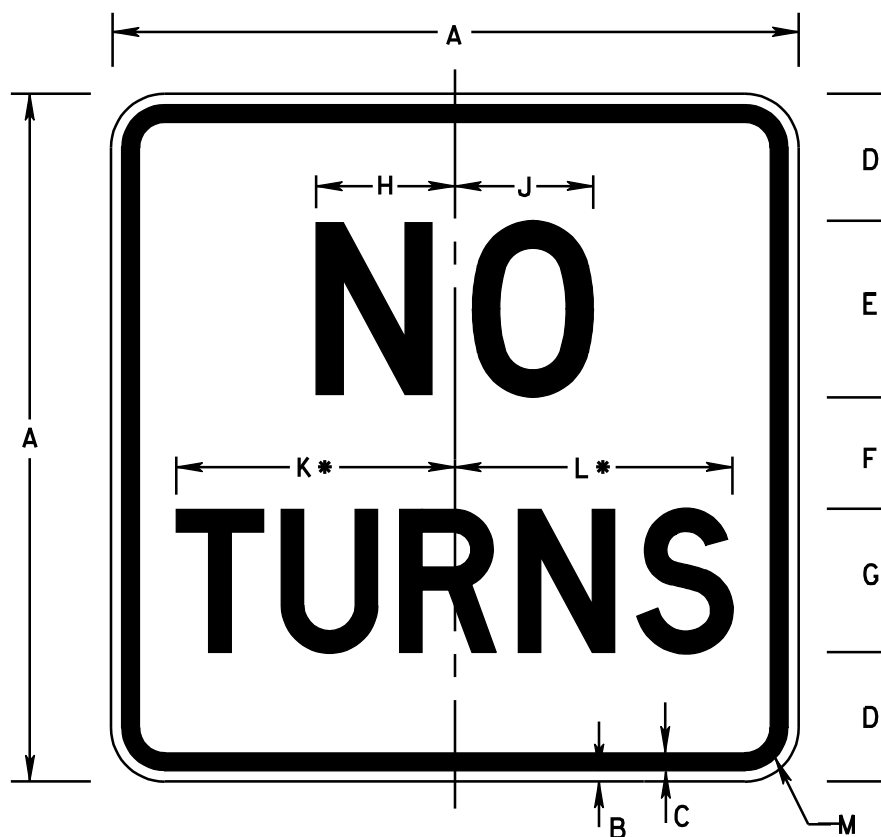


COLORS

LEGEND - BLACK (NON-REF)
 BACKGROUND - WHITE (REF)

DIMENSIONS (INCHES)

A	B	C	D	E	F	G	H	J	K
24	30	3/8	5/8	4	6C	2	9 1/4	8 3/16	1 1/8
36	48	5/8	7/8	7	8C	5	12 5/16	10 15/16	1 5/8



COLORS

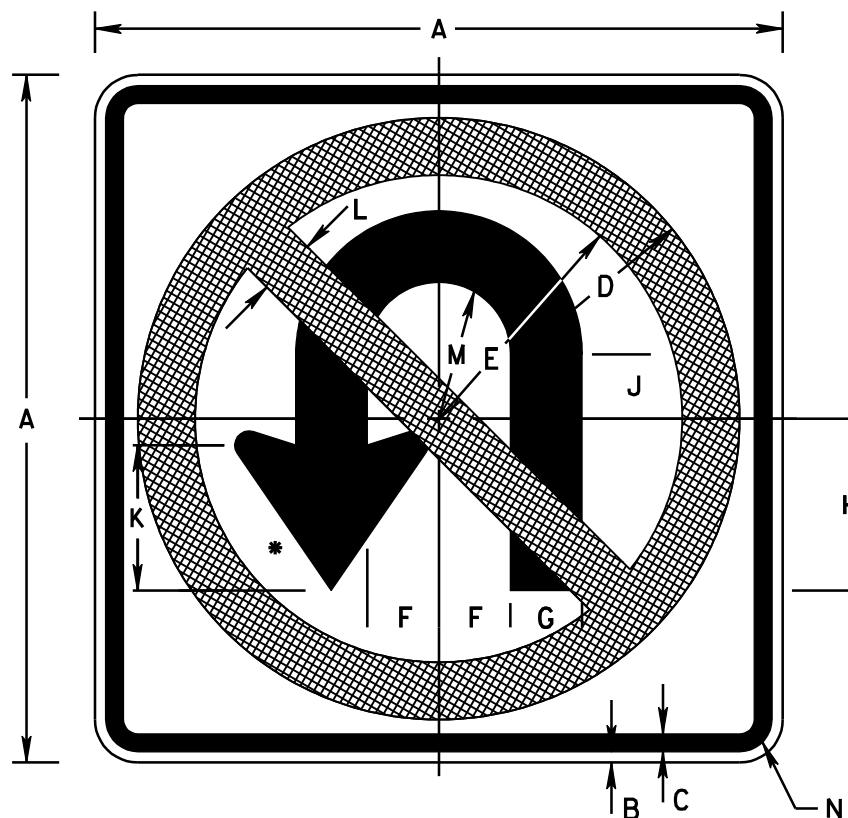
LEGEND - BLACK (NON-REF)
 BACKGROUND - WHITE (REF)

DIMENSIONS (INCHES)

A	B	C	D	E	F	G	H	J	K	L	M
24	3/8	5/8	4 1/2	6D	4	5D	4 11/16	5	9 13/16	9 9/16	1 1/8
36	5/8	7/8	6	10D	6	8D	7 3/4	8 5/16	15 11/16	15 5/16	1 5/8
48	3/4	1 1/4	9	12D	8	10D	9 5/16	10	19 5/8	19 1/8	2 1/4

* - REDUCE SPACING 35%

R3-3 CODE	
24"	010308
36"	010309
48"	



COLORS

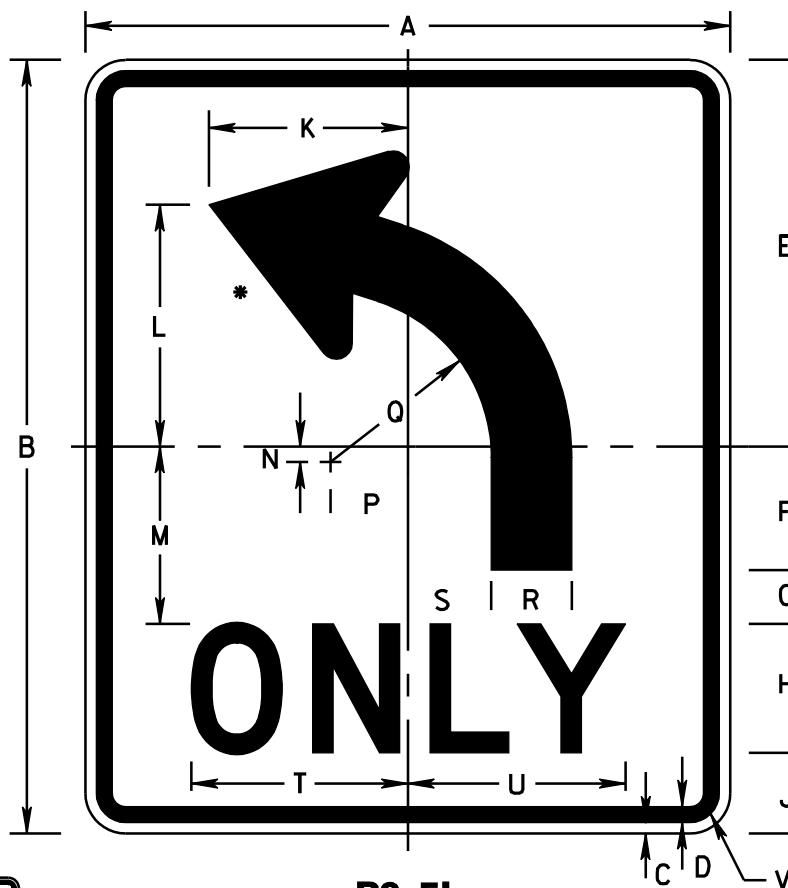
CIRCLE AND DIAGONAL - RED (REF)
 ARROW, LEGEND AND BORDER - BLACK (NON-REF)
 BACKGROUND - WHITE (REF)

DIMENSIONS (INCHES)

A	B	C	D	E	F	G	H	J	K	L	M	N
24	$\frac{3}{8}$	$\frac{5}{8}$	$10\frac{1}{2}$	$8\frac{1}{2}$	$2\frac{1}{2}$	$2\frac{1}{2}$	6	$2\frac{1}{4}$	$5\frac{1}{16}$	2	$2\frac{1}{2}$	$1\frac{1}{8}$
30	$\frac{1}{2}$	$\frac{3}{4}$	$13\frac{1}{8}$	$10\frac{5}{8}$	$3\frac{1}{8}$	$3\frac{1}{8}$	$7\frac{1}{2}$	$2\frac{1}{6}$	$6\frac{3}{8}$	$2\frac{1}{2}$	$3\frac{1}{8}$	$1\frac{3}{8}$
36	$\frac{5}{8}$	$\frac{7}{8}$	$15\frac{3}{4}$	$12\frac{3}{4}$	$3\frac{3}{4}$	$3\frac{3}{4}$	9	$3\frac{3}{8}$	$7\frac{5}{8}$	3	$3\frac{3}{4}$	$1\frac{5}{8}$
48	$\frac{3}{4}$	$1\frac{1}{4}$	21	17	5	5	12	$4\frac{1}{2}$	$10\frac{1}{8}$	4	5	$2\frac{1}{4}$

* - SEE APPENDIX FOR ARROW DESIGN

R3-4 CODE	
24"	010311
30"	
36"	010312
48"	010313



R3-5L

COLORS

LEGEND - BLACK (NON-REF)
BACKGROUND - WHITE (REF)



R3-5R

DIMENSIONS (INCHES)

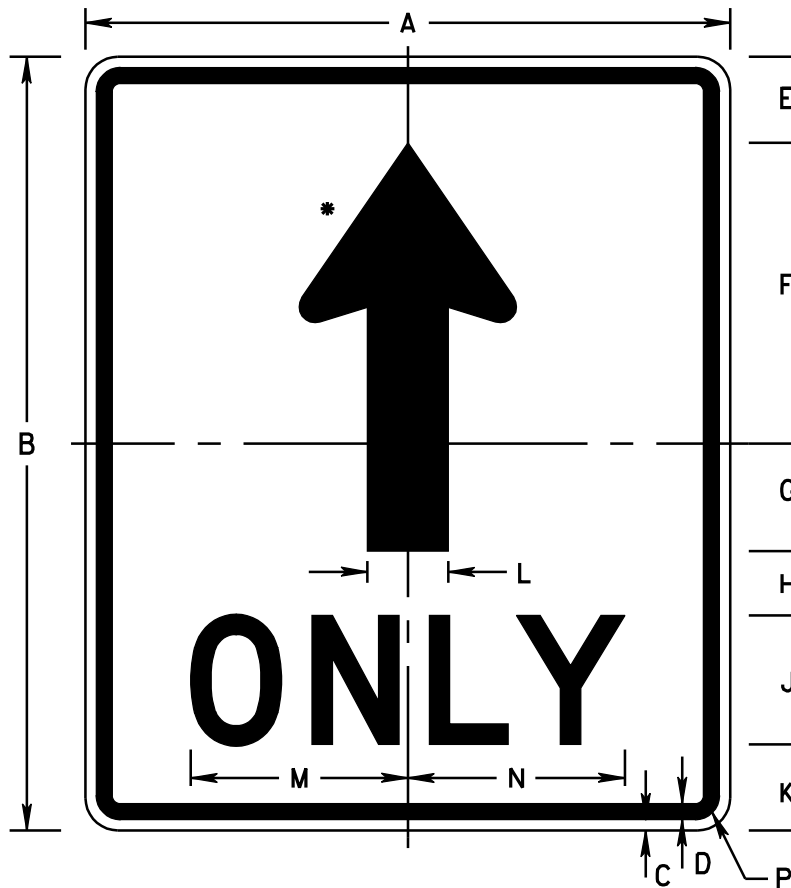
A	B	C	D	E	F	G	H	J	K	L	M	N
30	36	1/2	3/4	18	5 3/4	2 1/2	6D	3 3/4	9 1/4	11 1/4	8 1/4	1/2
42	48	5/8	7/8	26	7 5/8	3 3/8	8D	5	12 5/16	15	11	11/16
60	72	1	1 1/2	36	11 1/2	5	12D	7 1/2	18 1/2	22 1/2	16 1/2	1

P	Q	R	S	T	U	V
3 3/4	7 5/8	3 3/4	3 7/8	10 1/16	10 9/16	1 3/8
5	10 1/8	5	5 1/8	13 3/8	13 5/8	1 5/8
7 1/2	15 1/4	7 1/2	7 3/4	20	20 3/8	2 3/4

60x72 SIZE SHALL BE EXTRUDED PANEL

* - SEE APPENDIX FOR ARROW DESIGN

R3-5R CODE		R3-5L CODE	
30"x36"	010315	30"x36"	010319
42"x48"	010316	42"x48"	010320
60"x72"		60"x72"	



COLORS

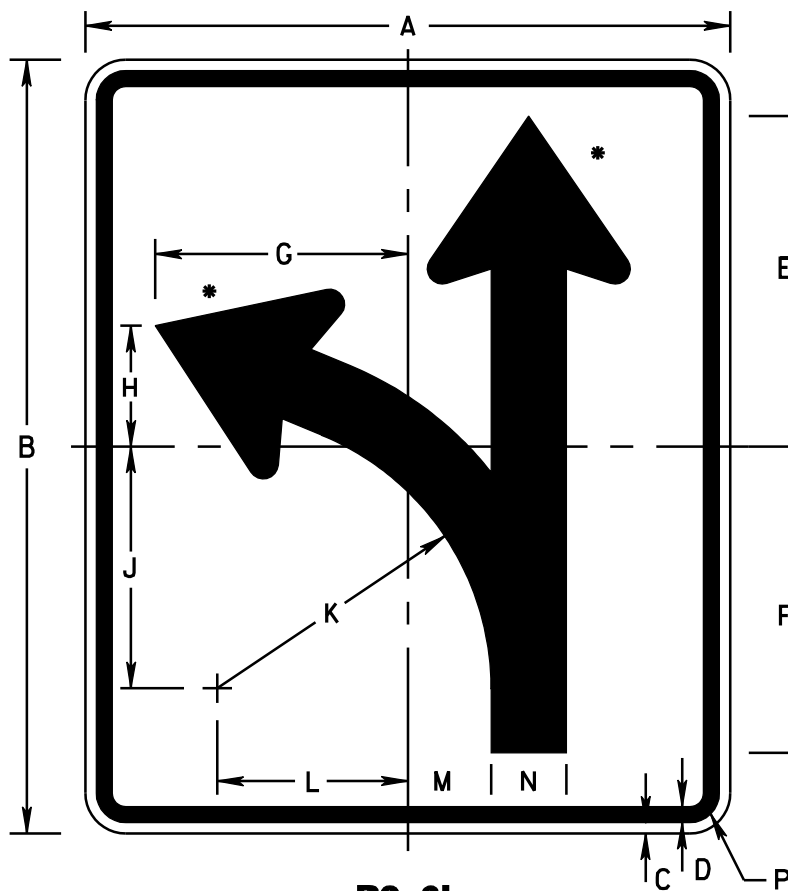
LEGEND - BLACK (NON-REF)
 BACKGROUND - WHITE (REF)

DIMENSIONS (INCHES)

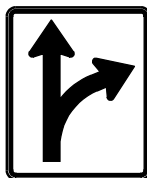
A	B	C	D	E	F	G	H	J	K	L	M	N	P
30	36	1/2	3/4	4	15	4	3	6D	4	3 3/4	10 1/16	10 9/16	1 3/8
42	48	5/8	7/8	5 1/16	18 9/16	6 1/16	4	8D	5 5/16	5	13 3/8	13 5/8	1 5/8
60	72	1	1 1/2	8	28	10	6	12D	8	7 1/2	20	20 3/8	2 3/4

60x72 SIZE SHALL BE EXTRUDED PANEL

* - SEE APPENDIX FOR ARROW DESIGN



R3-6L



R3-6R

COLORS

LEGEND - BLACK (NON-REF)

BACKGROUND - WHITE (REF)

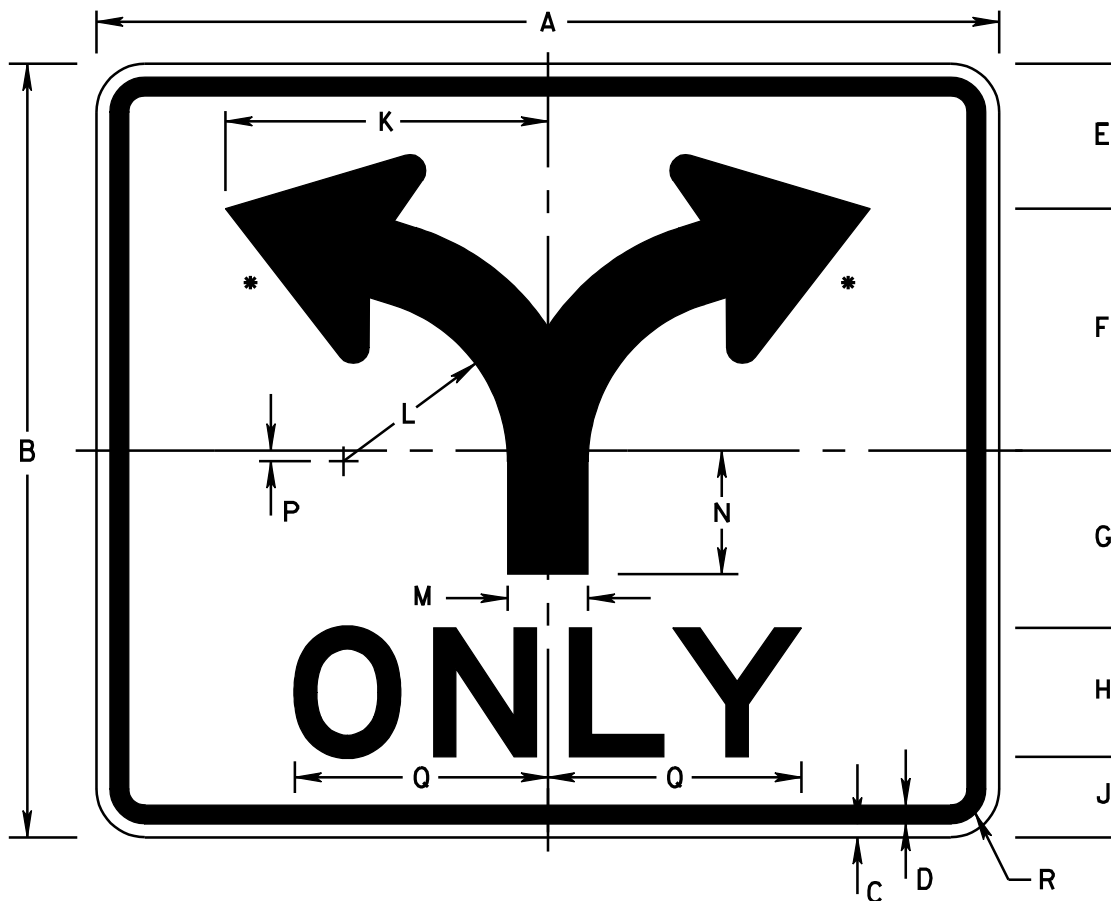
DIMENSIONS (INCHES)

A	B	C	D	E	F	G	H	J	K	L	M	N	P
30	36	1/2	3/4	15 3/8	14 1/4	11 3/4	5 5/8	11 1/4	12 3/4	8 7/8	3 7/8	3 1/2	1 3/8
42	48	5/8	7/8	20 1/2	19	16 7/16	7 1/2	15 1/4	17	11 9/16	5 7/16	5 7/16	1 5/8
60	72	1	1 1/2	30 3/4	28 1/2	28 1/2	11 1/4	22 1/2	25 1/2	17 3/4	7 3/4	7	2 3/4

60x72 SIZE SHALL BE EXTRUDED PANEL

* - SEE APPENDIX FOR ARROW DESIGN

R3-6R CODE		R3-6L CODE	
30"x36"	010327	30"x36"	010331
42"x48"	010328	42"x48"	010332
60"x72"		60"x72"	



COLORS

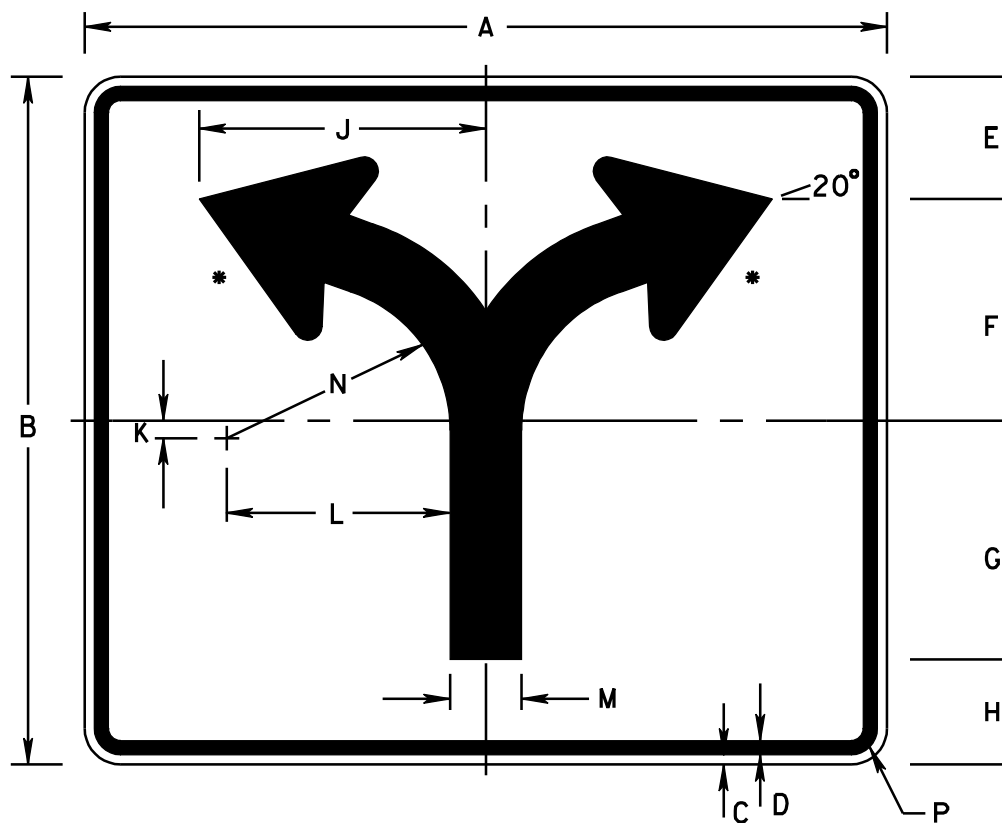
LEGEND - BLACK (NON-REF)

BACKGROUND - WHITE (REF)

DIMENSIONS (INCHES)

A	B	C	D	E	F	G	H	J	K	L	M	N	P	Q	R
42	36	5/8	7/8	6 3/4	11 1/4	8 1/4	6E	3 3/4	15	7 5/8	3 3/4	5 3/4	1/2	11 3/4	1 5/8

* - SEE APPENDIX FOR ARROW DETAIL



COLORS

LEGEND - BLACK (NON-REF)
 BACKGROUND - WHITE (REF)

DIMENSIONS (INCHES)

A	B	C	D	E	F	G	H	J	K	L	M	N	P
42	36	5/8	7/8	6 3/8	11 5/8	12 1/2	5 1/2	15	1/2	7 5/8	3 3/4	7 5/8	1 5/8
84	72	1	1 1/2	12 3/4	23 1/4	25	11	30	1	15 1/4	7 1/2	15 1/4	2 3/4

84X72 SHALL BE EXTRUDED PANEL

* - SEE APPENDIX FOR ARROW DESIGN



COLORS

LEGEND - BLACK (NON-REF)
 BACKGROUND - WHITE (REF)

DIMENSIONS (INCHES)

A	B	C	D	E	F	G	H	J	K	L
30	1/2	3/4	4 1/2	4C	4	5C	11 13/16	7 1/16	12 1/4	1 3/8
48	3/4	1 1/4	7 1/2	6C	7	7C	17 3/16	9 15/16	17 1/2	2 1/4



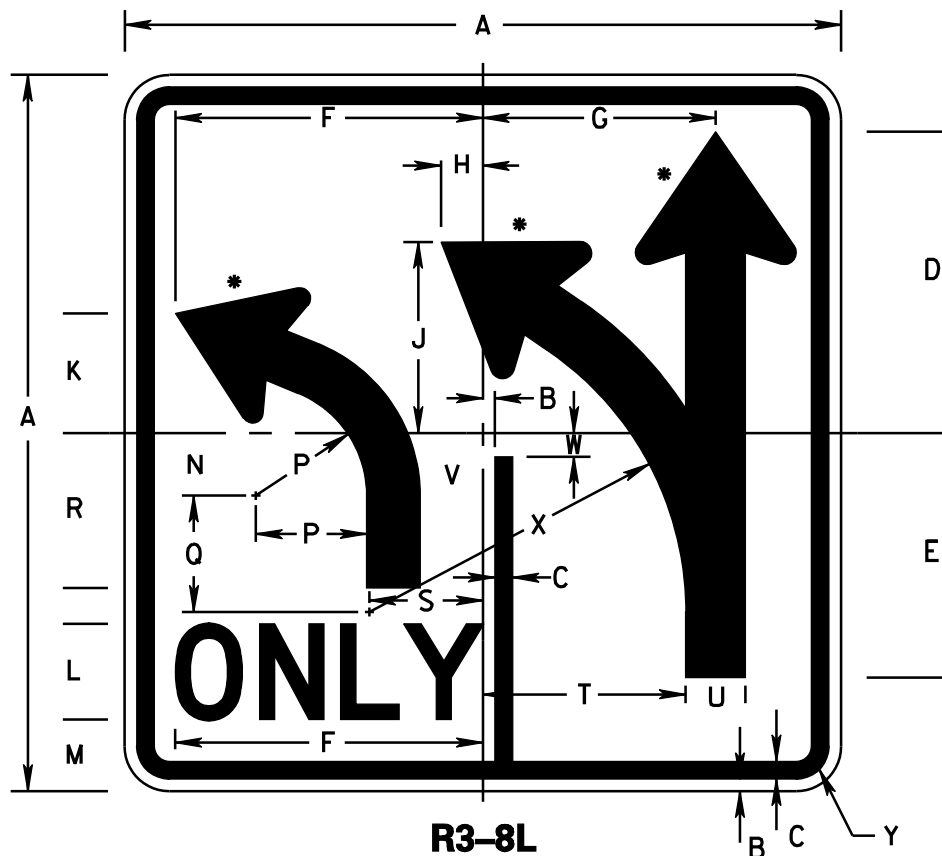
COLORS

LEGEND - BLACK (NON-REF)

BACKGROUND - WHITE (REF)

DIMENSIONS (INCHES)

A	B	C	D	E	F	G	H	J	K	L
30	1/2	3/4	4 1/2	4C	4	5C	12 5/8	7 1/16	12 7/8	1 3/8
48	3/4	1 1/4	7 1/2	6C	7	7C	19 1/16	9 15/16	19 7/16	2 1/4



R3-8R

COLORS

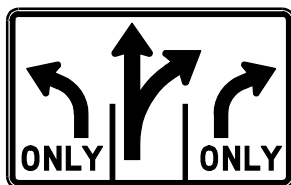
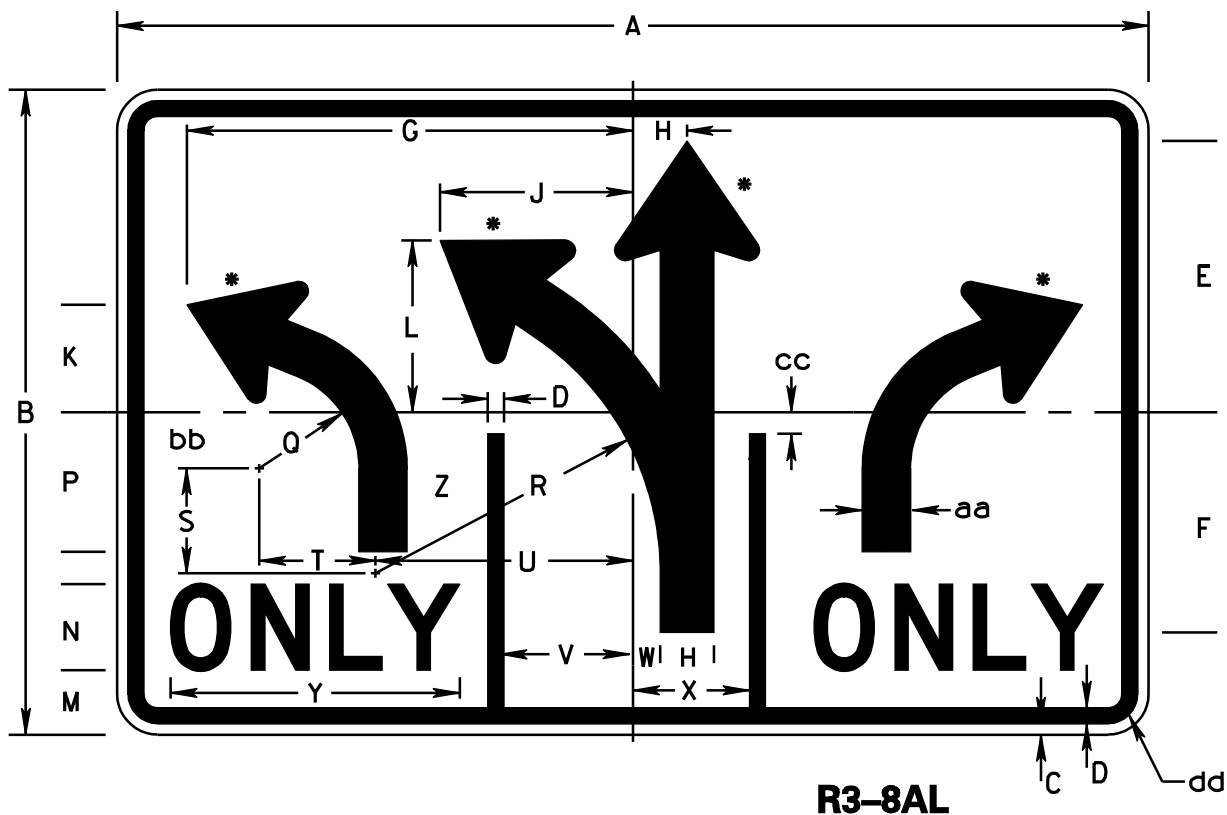
LEGEND - BLACK (NON-REF)
BACKGROUND - WHITE (REF)

DIMENSIONS (INCHES)

A	B	C	D	E	F	G	H	J	K	L	M	N	P
30	1/2	3/4	12 5/8	10 1/4	12 7/8	9 3/4	1 3/4	8	5	4D	3	2 5/8	4 1/2

Q	R	S	T	U	V	W	X	Y
4 7/8	6 1/2	4 3/4	8 1/2	2 1/2	2 3/4	1	13 1/4	1 3/8

* - SEE APPENDIX FOR ARROW DESIGN



R3-8AR

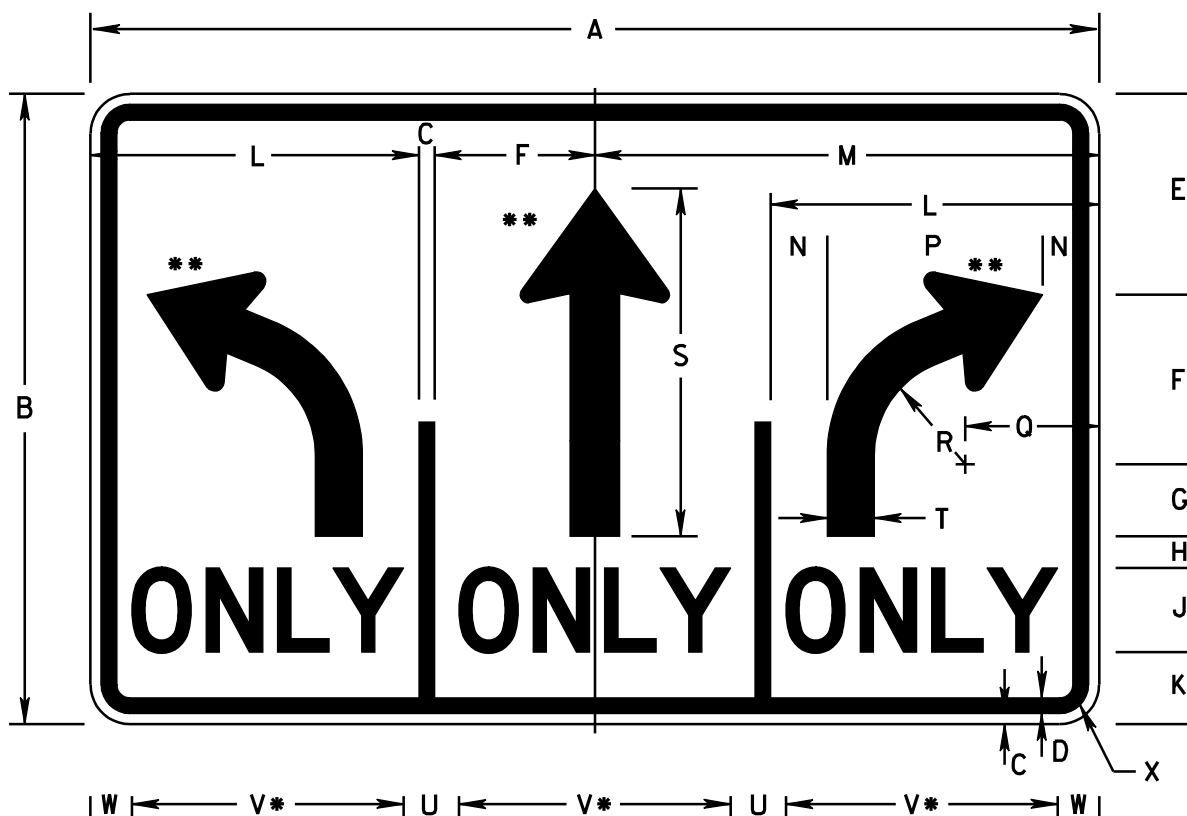
COLORS
 LEGEND - BLACK (NON-REF)
 BACKGROUND - WHITE (REF)

DIMENSIONS (INCHES)

A	B	C	D	E	F	G	H	J	K	L	M	N	P	Q	R	S
48	30	1/2	3/4	12 5/8	10 1/4	20 3/4	2 1/2	9	5	8	3	4D	6 1/2	4 5/8	13 1/4	4 7/8

T	U	V	W	X	Y	Z	aa	bb	cc	dd
5 5/8	12	6	1 1/4	5 7/16	12 7/8	3 3/4	2 1/4	2 5/8	1	1 3/8

* - SEE APPENDIX FOR ARROW DESIGN



COLORS

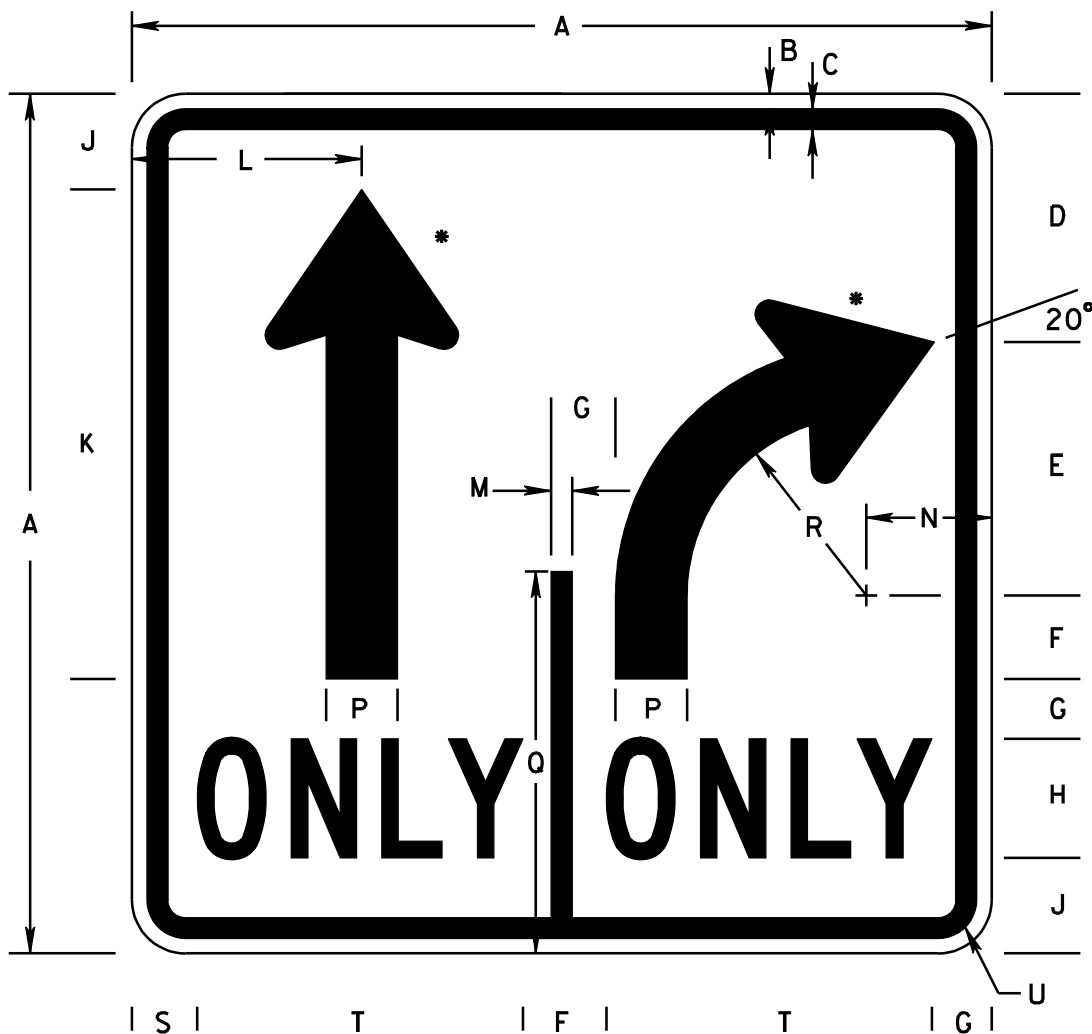
LEGEND - BLACK (NON-REF)
 BACKGROUND - WHITE (REF)

DIMENSIONS (INCHES)

A	B	C	D	E	F	G	H	J	K	L	M	N	P	Q	R
48	30	1/2	3/4	9 9/16	7 5/8	3 7/8	1 1/2	4D	3 7/16	15 5/8	24	2 1/16	10 1/4	6 5/8	4 5/8

S	T	U	V	W	X
16 9/16	2 1/4	2 5/8	13	1 7/8	1 3/8

* - REDUCE SPACING 25%
 ** - SEE APPENDIX FOR ARROW DESIGN



R3-8CR



R3-8CL

COLORS
 LEGEND - BLACK (NON-REF)
 BACKGROUND - WHITE (REF)

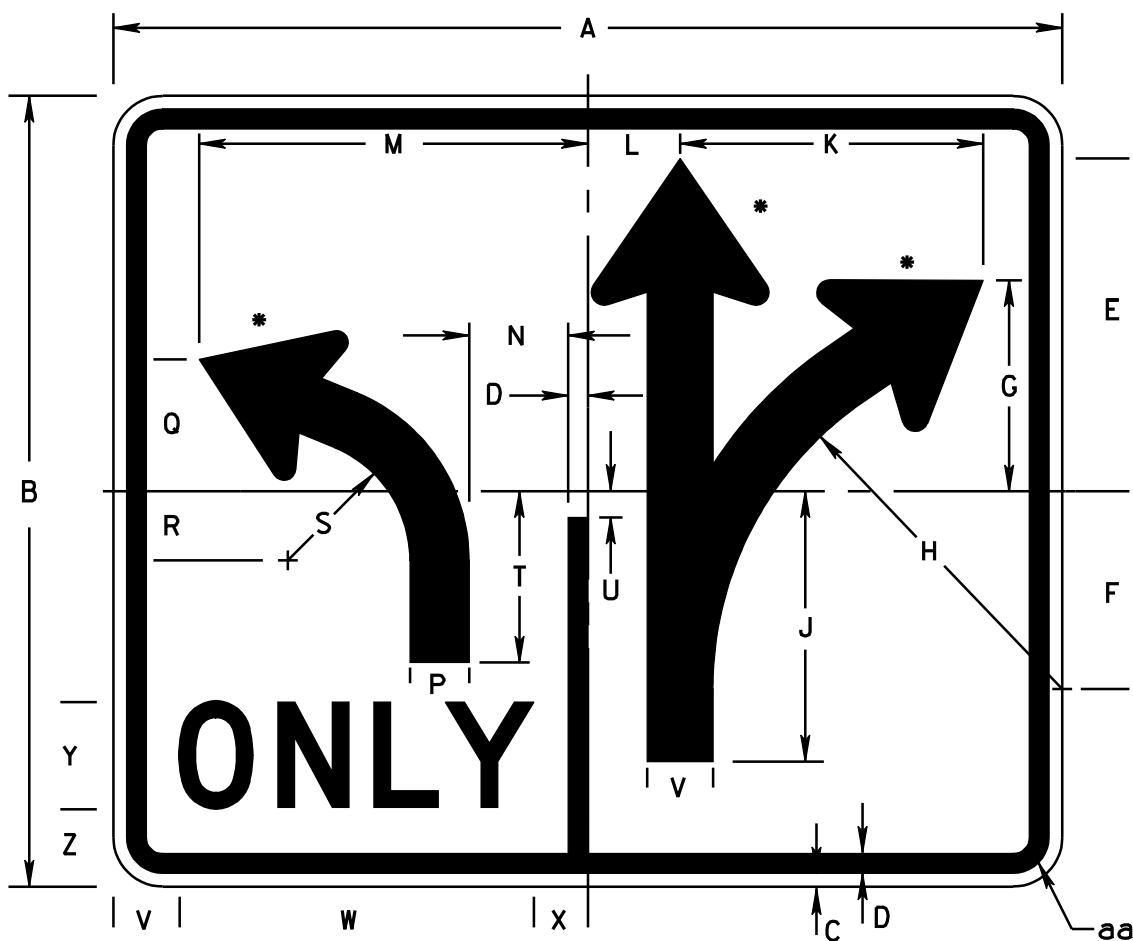
DIMENSIONS (INCHES)

A	B	C	D	E	F	G	H	J	K	L	M	N	P
36	5/8	7/8	9	12	3 1/2	2 11/16	5C	4	20 1/2	9 5/8	7/8	5 1/4	3

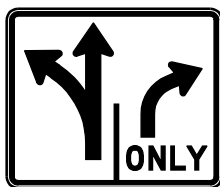
Q	R	S	T	U
16	7 1/2	2 3/4	13 5/8	1 5/8

* - SEE APPENDIX FOR ARROW DESIGN

R3-8CR CODE	
36"	
R3-8CL CODE	
36"	



R3-8DL



R3-8DR

COLORS

LEGEND - BLACK (NON-REF)

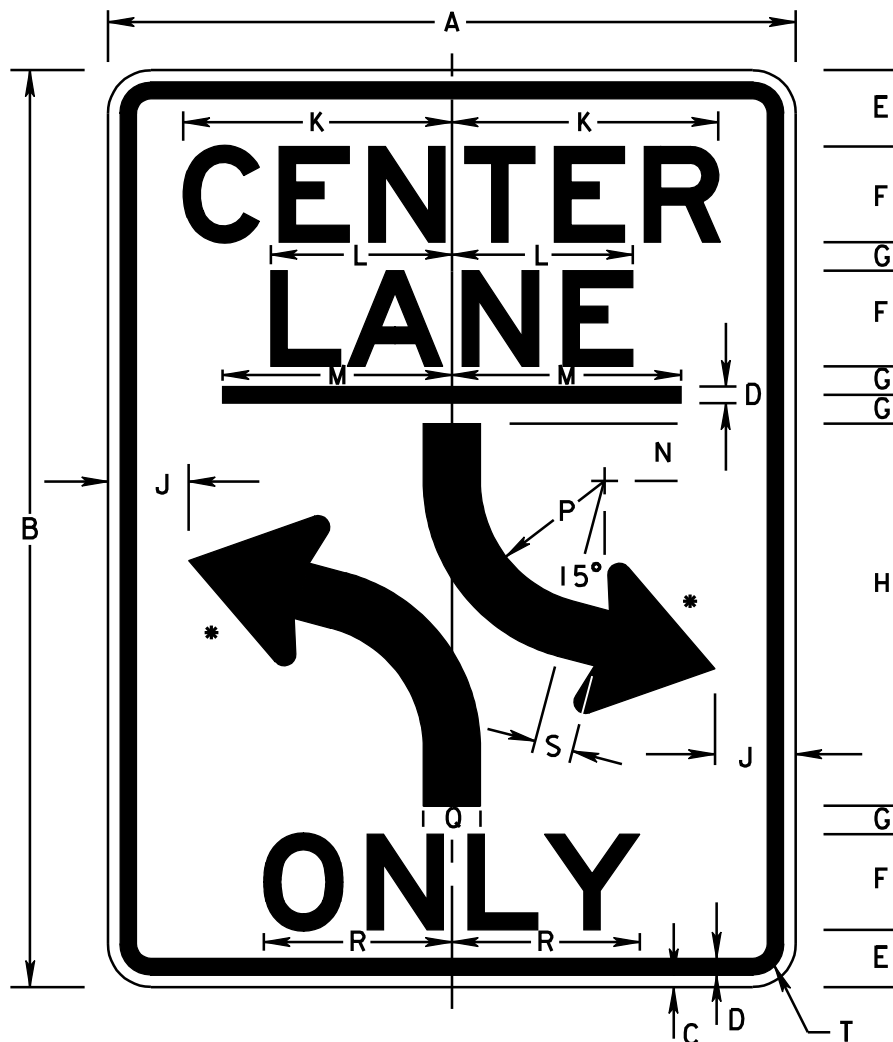
BACKGROUND - WHITE (REF)

DIMENSIONS (INCHES)

A	B	C	D	E	F	G	H	J	K	L	M	N	P
36	30	1/2	3/4	12 5/8	7 1/2	8	13 1/4	10 1/4	11 9/16	3 1/2	14 3/4	3 3/4	2 1/4

Q	R	S	T	U	V	W	X	Y	Z	aa
5	2 5/8	4 5/8	6 1/2	1	2 1/2	13 7/16	2 3/8	4D	3	1 3/8

* - SEE APPENDIX FOR ARROW DESIGN



COLORS

LEGEND - BLACK (NON-REF)

BACKGROUND - WHITE (REF)

DIMENSIONS (INCHES)

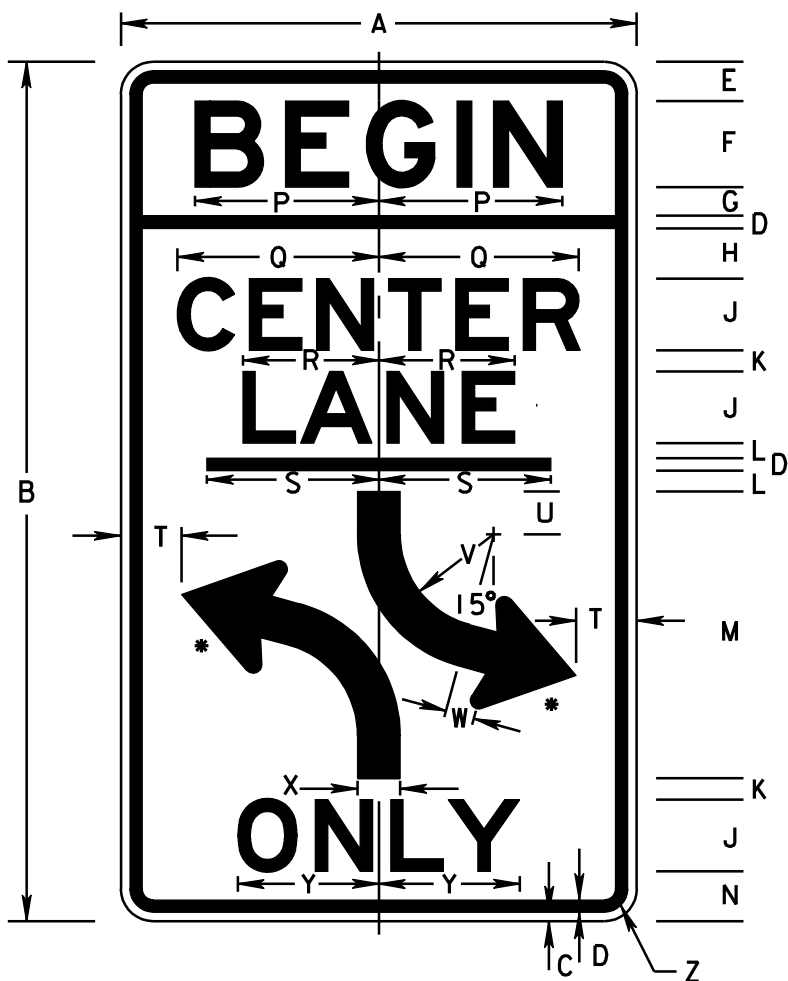
A	B	C	D	E	F	G	H	J	K	L	M	N	P	Q
24	36	3/8	5/8	2 1/2	3E	1 1/2	16	2 11/16	8 7/16	5 3/4	8	2 1/2	6	2
36	48	5/8	7/8	3 1/2	5E	1 1/2	20	4 1/4	14 1/16	9 1/2	12	3	8	3
54	72	3/4	1 1/4	5 1/2	7E	2 1/2	30	6 3/8	19 11/16	13 1/4	18	4 1/2	9 3/4	4 1/2

R	S	T
5 5/16	1 1/2	1 1/8
9 7/8	2	1 5/8
13 3/4	3	2 1/4

54x72 SHALL BE EXTRUDED PANEL

* - SEE APPENDIX FOR ARROW DESIGN

R3-9B CODE	
24"x36"	010353
36"x48"	010354
54"x72"	



COLORS

LEGEND - BLACK (NON-REF)
 BACKGROUND - WHITE (REF)

DIMENSIONS (INCHES)

A	B	C	D	E	F	G	H	J	K	L	M	N	P	Q
24	42	3/8	5/8	1 7/8	4E	1 1/4	1 1/4	3E	1 1/2	1 3/16	16	2	8 9/16	8 7/16
36	60	5/8	7/8	3 5/8	6E	2	3	5E	1 1/2	1 1/16	20	3 1/2	12 13/16	14 1/16
54	84	3/4	1 1/4	4 9/16	8E	2 1/2	1 15/16	7E	2 1/2	1 3/4	30	4 1/2	17 1/16	19 11/16

R	S	T	U	V	W	X	Y	Z
5 3/4	8	2 3/16	2 1/2	6	1 1/2	2	5 5/16	1 1/8
9 1/2	12	4 1/4	3	8	2	3	9 7/8	1 5/8
13 1/4	18	6 3/8	4 1/2	9 3/4	3	4 1/2	13 3/4	2 1/4

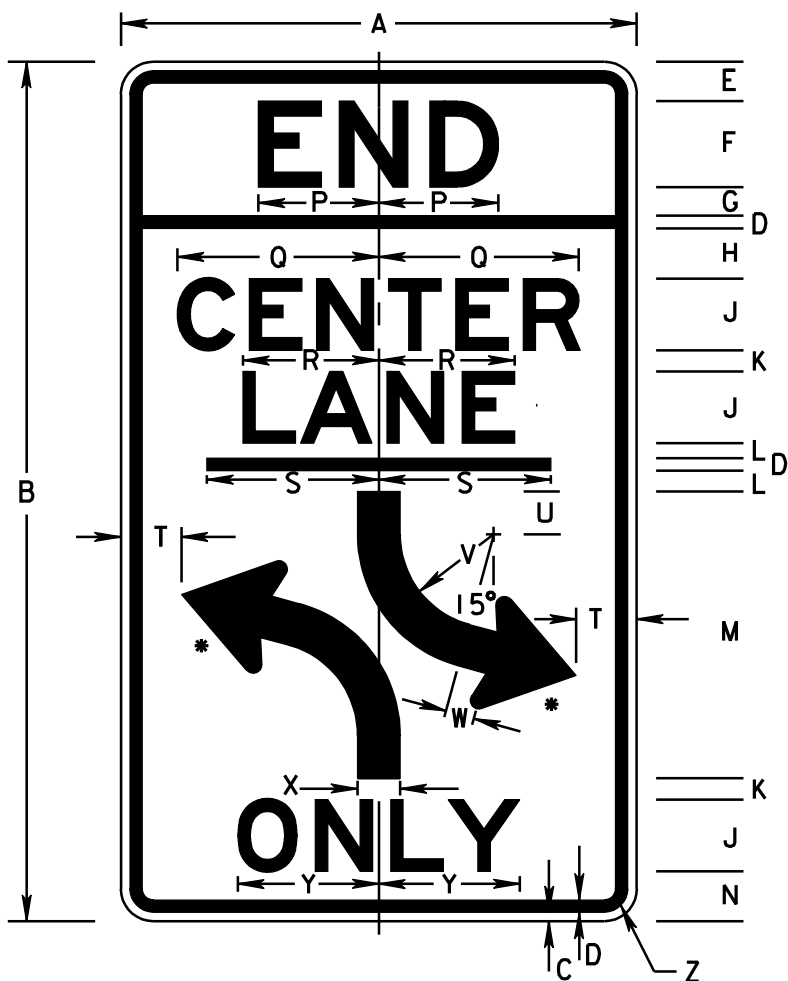
54x84 SHALL BE EXTRUDED PANEL

* - SEE APPENDIX FOR ARROW DESIGN

WV DEPARTMENT OF TRANSPORTATION
 DIVISION OF HIGHWAYS
 TRAFFIC ENGINEERING DIVISION

R3-9C CODE	
24"x42"	010356
36"x60"	010357
54"x84"	

R3-9C



COLORS
 LEGEND - BLACK (NON-REF)
 BACKGROUND - WHITE (REF)

DIMENSIONS (INCHES)

A	B	C	D	E	F	G	H	J	K	L	M	N	P	Q
24	42	3/8	5/8	1 7/8	4E	1 1/4	1 1/4	3E	1 1/2	1 3/16	16	2	5 9/16	8 7/16
36	60	5/8	7/8	3 5/8	6E	2	3	5E	1 1/2	1 1/16	20	3 1/2	8 3/8	14 1/16
54	84	3/4	1 1/4	4 9/16	8E	2 1/2	1 15/16	7E	2 1/2	1 3/4	30	4 1/2	11 3/16	19 11/16

R	S	T	U	V	W	X	Y	Z
5 3/4	8	2 3/16	2 1/2	6	1 1/2	2	5 5/16	1 1/8
9 1/2	12	4 1/4	3	8	2	3	9 7/8	1 5/8
13 1/4	18	6 3/8	4 1/2	9 3/4	3	4 1/2	13 3/4	2 1/4

54x84 SHALL BE EXTRUDED PANEL

* - SEE APPENDIX FOR ARROW DESIGN

WV DEPARTMENT OF TRANSPORTATION
 DIVISION OF HIGHWAYS
 TRAFFIC ENGINEERING DIVISION

R3-9E CODE	
24"x42"	010359
36"x60"	010360
54"x84"	

R3-9E



COLORS
 LEGEND - BLACK (NON-REF)
 BACKGROUND - WHITE (REF)

DIMENSIONS (INCHES)

A	B	C	D	E	F	G	H	J	K	L	M	N	P
18	24	3/8	5/8	3 1/2	4D	2 1/2	3 1/8	3 5/16	4 3/4	4 7/8	6 1/4	6 1/2	1 1/8
24	30	3/8	5/8	3 1/2	6D	2 1/2	4 11/16	5	7 1/8	7 3/8	9 3/8	9 3/4	1 1/8
36	48	5/8	7/8	7	8D	5	6 1/4	6 5/8	9 1/2	9 3/4	12 1/2	13	1 5/8
48	60	3/4	1 1/4	8	10D	7	7 3/4	8 5/16	11 7/8	12 1/4	15 5/8	16 1/4	2 1/4

* - REDUCE SPACING 40%

R4-1 CODE	
18"x24"	010400
24"x30"	010401
36"x48"	010402
48"x60"	010403



COLORS

LEGEND - BLACK (NON-REF)

BACKGROUND - WHITE (REF)

DIMENSIONS (INCHES)

A	B	C	D	E	F	G	H	J	K	L	M	N	P
18	24	3/8	5/8	3 1/2	4C	2 1/2	5 7/16	5 5/8	5	4 3/4	5 3/8	5 1/2	1 1/8
24	30	3/8	5/8	3 1/2	6C	2 1/2	8 3/16	8 7/16	7 1/2	7 3/16	8	8 1/4	1 1/8
36	48	5/8	7/8	7	8C	5	10 7/8	11 1/4	10	9 1/2	10 11/16	11	1 5/8
48	60	3/4	1 1/4	8	10C	7	13 5/8	14 1/16	12 1/2	11 15/16	13 3/8	13 3/4	2 1/4

R4-2 CODE	
18"x24"	
24"x30"	010405
36"x48"	010406
48"x60"	010407



COLORS

LEGEND - BLACK (NON-REF)
 BACKGROUND - WHITE (REF)

DIMENSIONS (INCHES)

A	B	C	D	E	F	G	H	J	K	L	M	N	P
24	30	3/8	5/8	3 5/8	4D	2 1/4	9 3/4	10	6	6 9/16	7 1/8	7 5/8	1 1/8
36	48	5/8	7/8	6	6D	4	14 5/8	15	9	9 13/16	10 11/16	11 3/8	1 5/8
48	60	3/4	1 1/4	7 1/4	8D	4 1/2	19 1/2	20	12	13 1/8	14 1/4	15 1/4	2 1/4

* - REDUCE SPACING 25%



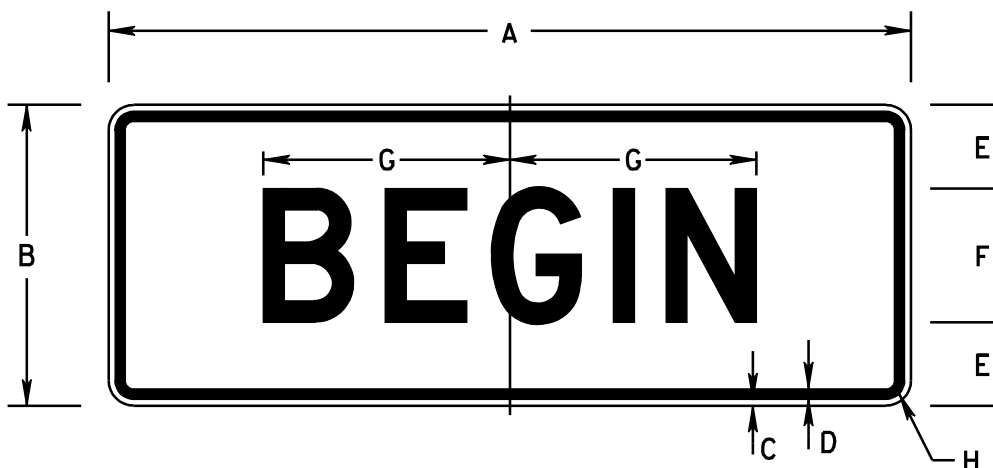
COLORS

LEGEND - BLACK (NON-REF)
 BACKGROUND - WHITE (REF)

DIMENSIONS (INCHES)

A	B	C	D	E	F	G	H	J	K	L	M	N	P
36	48	5/8	7/8	4 1/2	6D	3 3/4	3 5/16	8 13/16	9 5/8	13 1/2	4 13/16	14 5/16	1 5/8
48	60	3/4	1 1/4	6	8D	4	3 3/8	11 3/4	12 7/8	18	6 1/2	20 1/8	2 1/4

* - 36X48 REDUCE SPACING 25%



COLORS

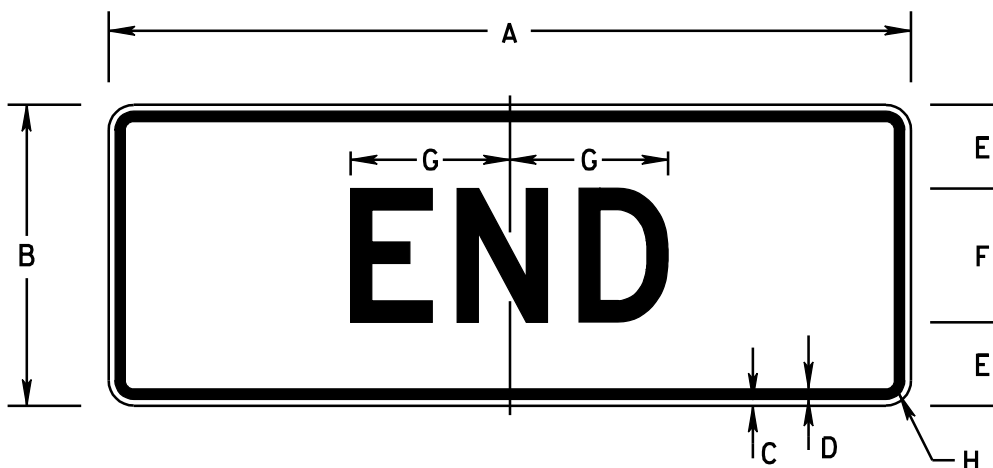
LEGEND - BLACK (NON-REF)

BACKGROUND - WHITE (REF)

DIMENSIONS (INCHES)

A	B	C	D	E	F	G	H
36	12	$\frac{3}{8}$	$\frac{3}{8}$	3	6D	$1\frac{1}{16}$	$1\frac{1}{8}$
48	18	$\frac{3}{8}$	$\frac{5}{8}$	5	8D	$1\frac{3}{4}$	$1\frac{1}{8}$

FOR USE WITH R4-5A

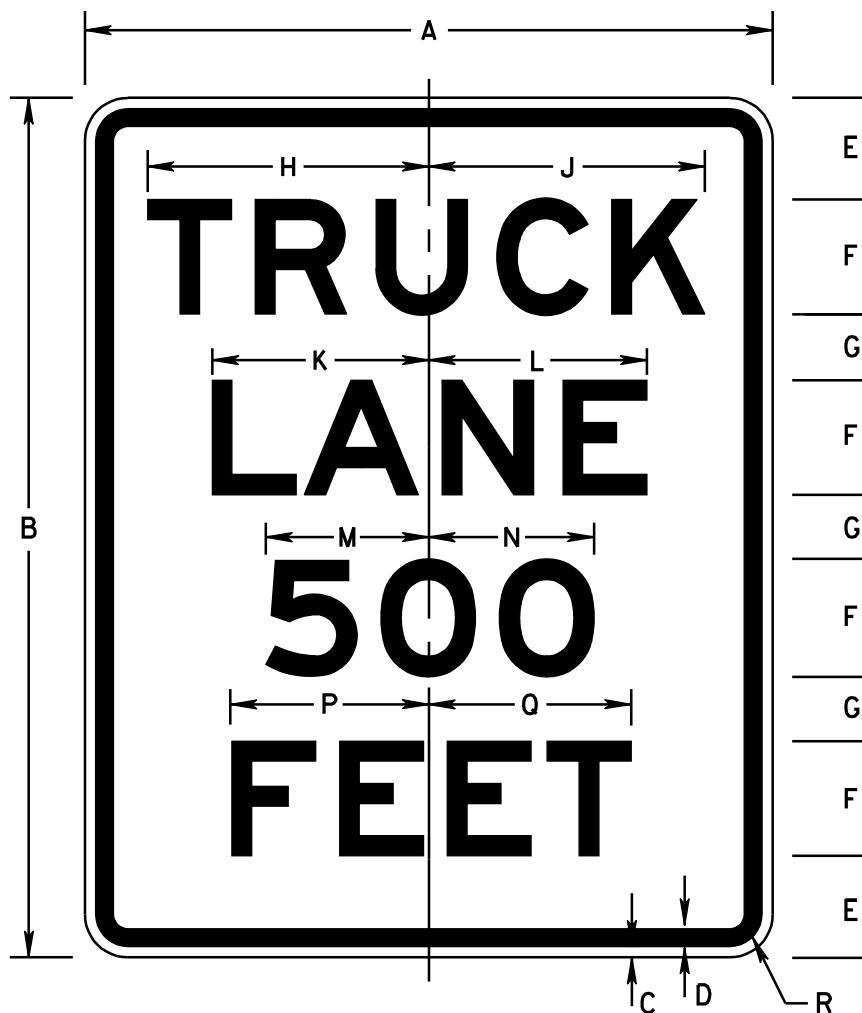


COLORS
 LEGEND - BLACK (NON-REF)
 BACKGROUND - WHITE (REF)

DIMENSIONS (INCHES)

A	B	C	D	E	F	G	H
36	12	$\frac{3}{8}$	$\frac{3}{8}$	3	6D	$7\frac{1}{8}$	$1\frac{1}{8}$
48	18	$\frac{3}{8}$	$\frac{5}{8}$	5	8D	$9\frac{9}{16}$	$1\frac{1}{8}$

FOR USE WITH R4-5A

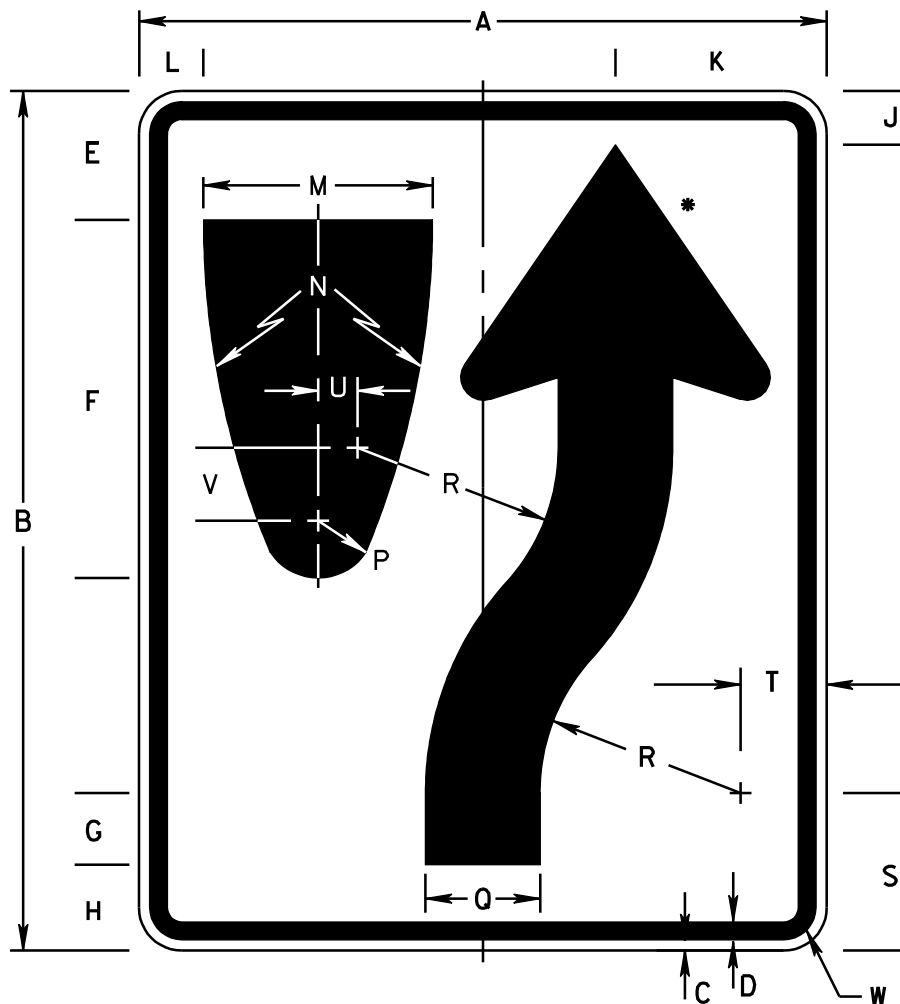


COLORS

LEGEND - BLACK (NON-REF)
 BACKGROUND - WHITE (REF)

DIMENSIONS (INCHES)

A	B	C	D	E	F	G	H	J	K	L	M	N	P	Q	R
24	30	3/8	5/8	3 5/8	4E	2 1/4	9 13/16	9 11/16	7 9/16	7 11/16	5 11/16	5 13/16	6 7/8	7 1/16	1 1/8
36	48	5/8	7/8	6	6E	4	14 3/4	14 1/2	11 5/16	11 1/2	8 1/2	8 3/4	10 5/16	10 5/8	1 5/8
48	60	3/4	1 1/4	7 1/4	8E	4 1/2	19 5/8	19 3/8	15 1/8	15 3/8	11 3/8	11 5/8	13 3/4	14 1/8	2 1/4



COLOR
 LEGEND - BLACK (NON-REF)
 BACKGROUND - WHITE (REF)

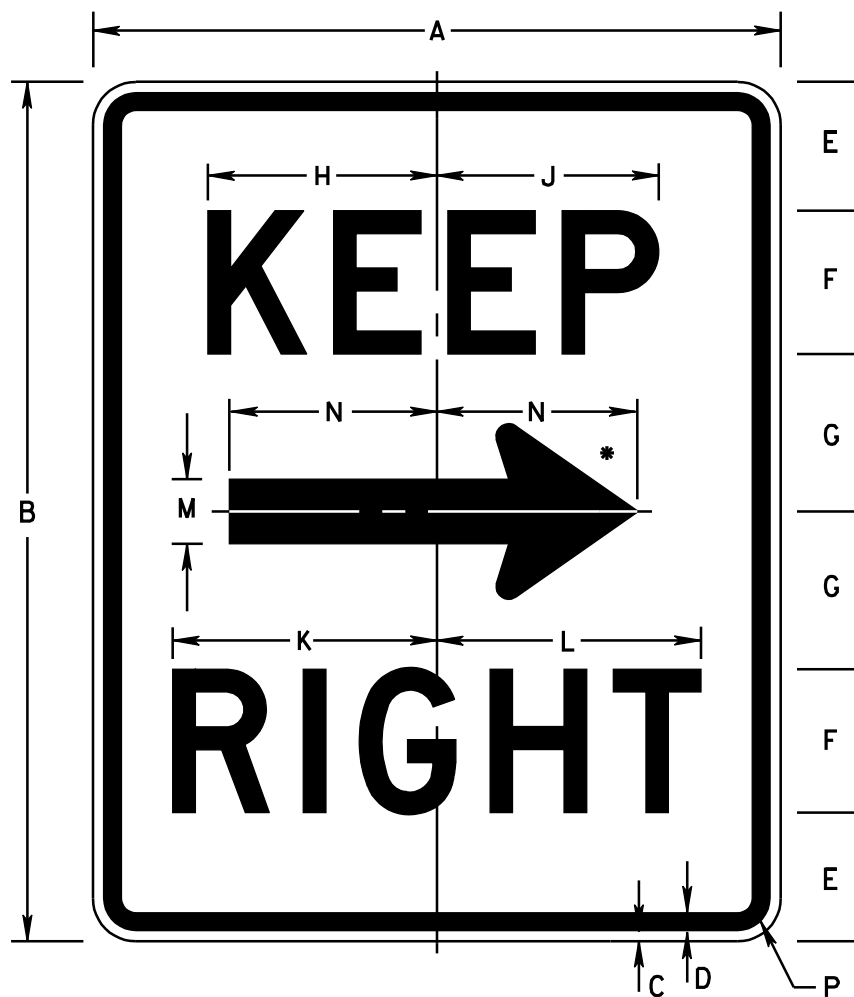
DIMENSIONS (INCHES)

A	B	C	D	E	F	G	H	J	K	L	M	N	P	Q	R
18	24	3/8	5/8	3 3/8	9 3/8	1 7/8	2 1/4	1 3/8	5 1/2	1 11/16	6	22 1/2	1 1/2	3	5 1/4
24	30	3/8	5/8	4 1/2	12 1/2	2 1/2	3	1 7/8	7 3/8	2 1/4	8	30	2	4	7
36	48	5/8	7/8	6 3/4	18 3/4	3 3/4	4 1/2	2 13/16	11 1/8	3 3/8	12	45	3	6	10 1/2
48	60	3/4	1 1/4	9	25	5	6	3 3/4	14 13/16	4 1/2	16	60	4	8	14

S	T	U	V	W
4 1/8	2 1/4	1 1/16	7/16	1 1/8
5 1/2	3	1 3/8	2 13/16	1 1/8
8 1/4	4 1/2	2	2 3/4	1 5/8
11	6	2 11/16	5	2 1/4

* - SEE APPENDIX FOR ARROW DESIGN

R4-7 CODE	
18"x24"	010428
24"x30"	010428
36"x48"	010429
48"x60"	010430




COLOR
 LEGEND - BLACK (NON-REF)
 BACKGROUND - WHITE (REF)

DIMENSIONS (INCHES)

A	B	C	D	E	F	G	H	J	K	L	M	N	P
18	24	3/8	5/8	3 3/4	4D	4 1/4	6	6 9/16	7 1/8	7 5/8	2 1/4	6	1 1/8
24	30	3/8	5/8	4 1/2	5D	5 1/2	7 1/2	8 1/4	8 1/6	9 9/16	2 5/8	7 1/8	1 1/8
36	48	5/8	7/8	7 1/2	8D	8 1/2	12	13 1/8	14 1/4	15 1/4	4 1/2	11 7/16	1 5/8
48	60	3/4	1 1/4	9	10D	11	15	16 1/2	17 5/8	19 1/8	5 1/4	14 1/4	2 1/4

* - SEE APPENDIX FOR ARROW DESIGN

R4-7A CODE	
18"x24"	
24"x30"	010428
36"x48"	010429
48"x60"	010430



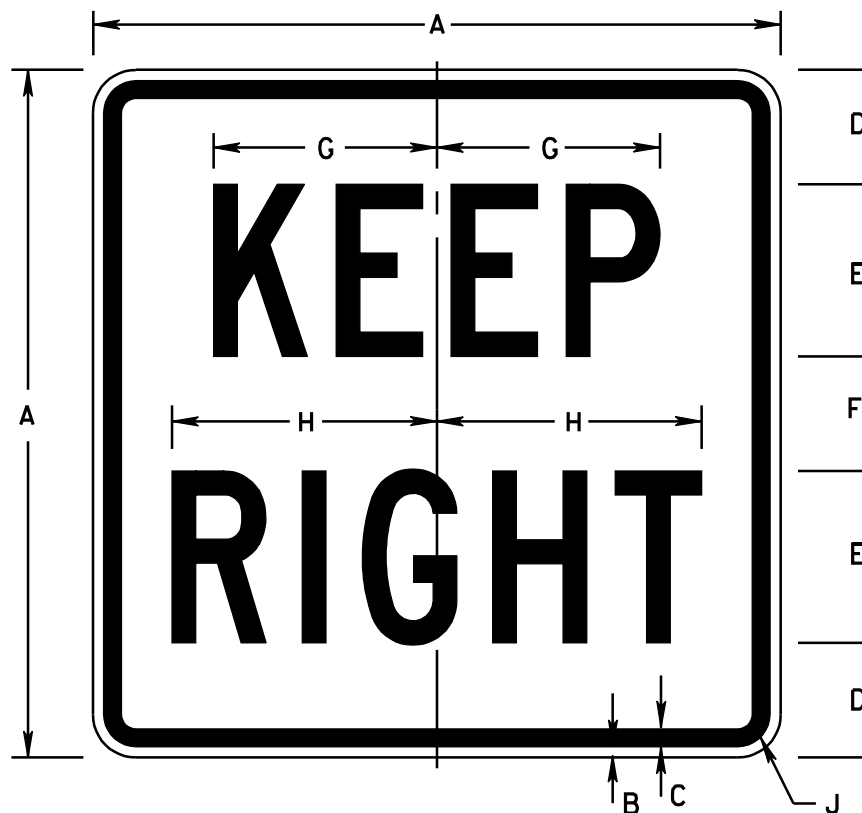
COLOR
 LEGEND - BLACK (NON-REF)
 BACKGROUND - WHITE (REF)

DIMENSIONS (INCHES)

A	B	C	D	E	F	G	H	J	K	L	M	N	P
18	24	3/8	5/8	2 1/2	4D	5 1/2	6	6 9/16	7 1/8	7 5/8	2 1/4	6	1 1/8
24	30	3/8	5/8	3	5D	7	7 1/2	8 1/4	8 13/16	9 9/16	2 5/8	7 1/8	1 1/8
36	48	5/8	7/8	5	8D	11	12	13 1/8	14 1/4	15 1/4	4 1/2	11 7/16	1 5/8
48	60	3/4	1 1/4	6	10D	14	15	16 1/2	17 5/8	19 1/8	5 1/4	14 1/4	2 1/4

* - SEE APPENDIX FOR ARROW DESIGN

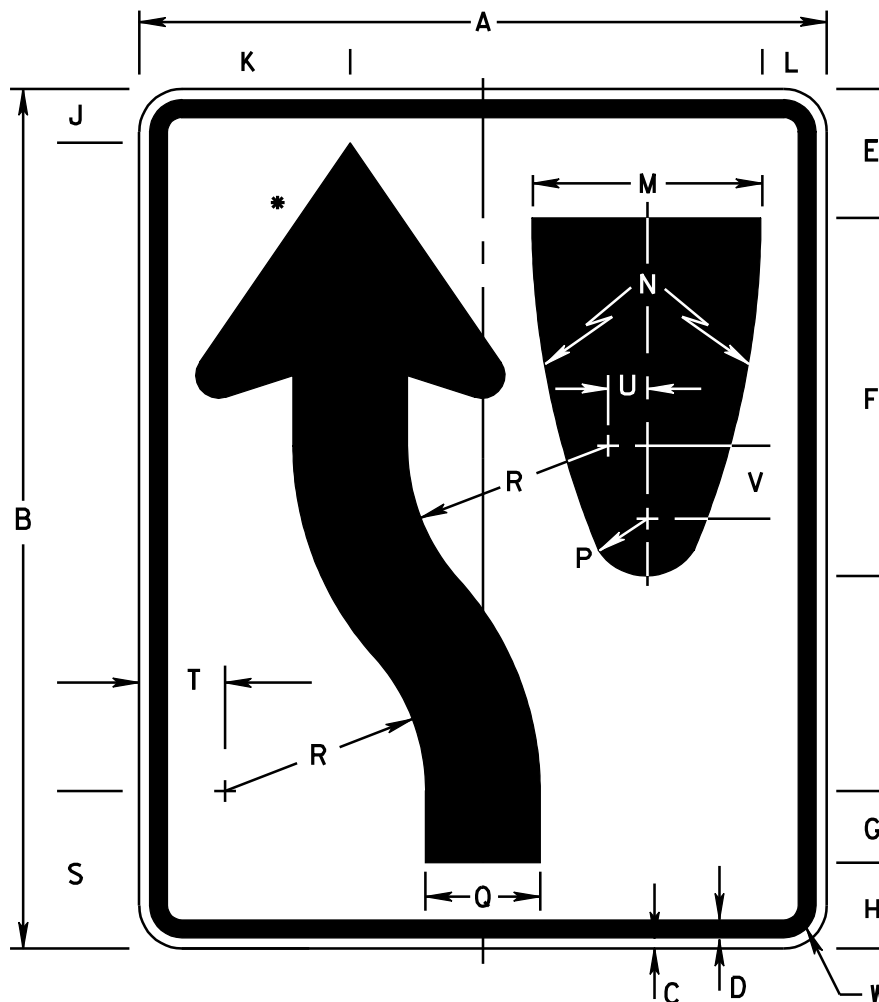
R4-7B CODE	
18"x24"	
24"x30"	
36"x48"	
48"x60"	



COLOR
 LEGEND - BLACK (NON-REF)
 BACKGROUND - WHITE (REF)

DIMENSIONS (INCHES)

A	B	C	D	E	F	G	H	J
24	$\frac{3}{8}$	$\frac{5}{8}$	4	6C	4	$7\frac{3}{4}$	$9\frac{1}{4}$	$1\frac{1}{8}$
36	$\frac{5}{8}$	$\frac{7}{8}$	7	8C	6	$10\frac{3}{8}$	$12\frac{5}{16}$	$1\frac{5}{8}$



COLOR
 LEGEND - BLACK (NON-REF)
 BACKGROUND - WHITE (REF)

DIMENSIONS (INCHES)

A	B	C	D	E	F	G	H	J	K	L	M	N	P	Q	R
18	24	3/8	5/8	3 3/8	9 3/8	1 7/8	2 1/4	1 3/8	5 1/2	1 11/16	6	22 1/2	1 1/2	3	5 1/4
24	30	3/8	5/8	4 1/2	12 1/2	2 1/2	3	1 7/8	7 3/8	2 1/4	8	30	2	4	7
36	48	5/8	7/8	6 3/4	18 3/4	3 3/4	4 1/2	2 13/16	11 1/8	3 3/8	12	45	3	6	10 1/2
48	60	3/4	1 1/4	9	25	5	6	3 3/4	14 13/16	4 1/2	16	60	4	8	14

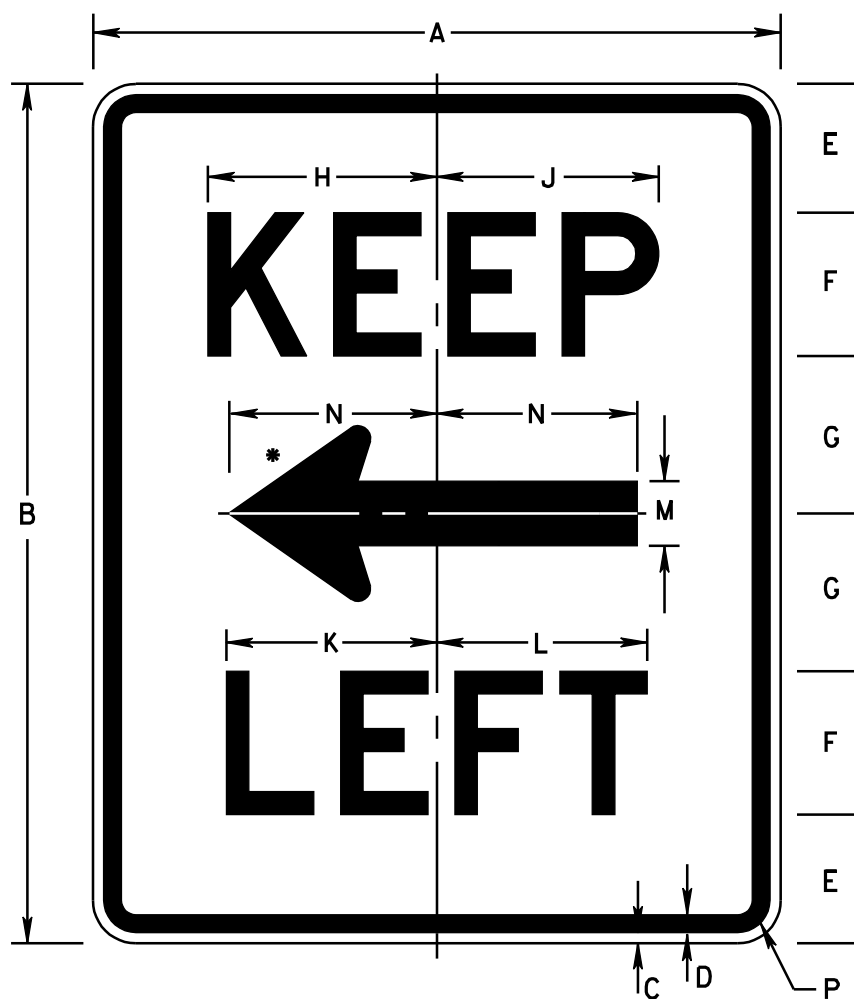
S	T	U	V	W
4 1/8	2 1/4	1 1/16	7/16	1 1/8
5 1/2	3	1 3/8	2 13/16	1 1/8
8 1/4	4 1/2	2	2 3/4	1 5/8
11	6	2 11/16	5	2 1/4

* - SEE APPENDIX FOR ARROW DESIGN

WV DEPARTMENT OF TRANSPORTATION
 DIVISION OF HIGHWAYS
 TRAFFIC ENGINEERING DIVISION

R4-8 CODE	
18"x24"	
24"x30"	010436
36"x48"	010437
48"x60"	010438

R4-8



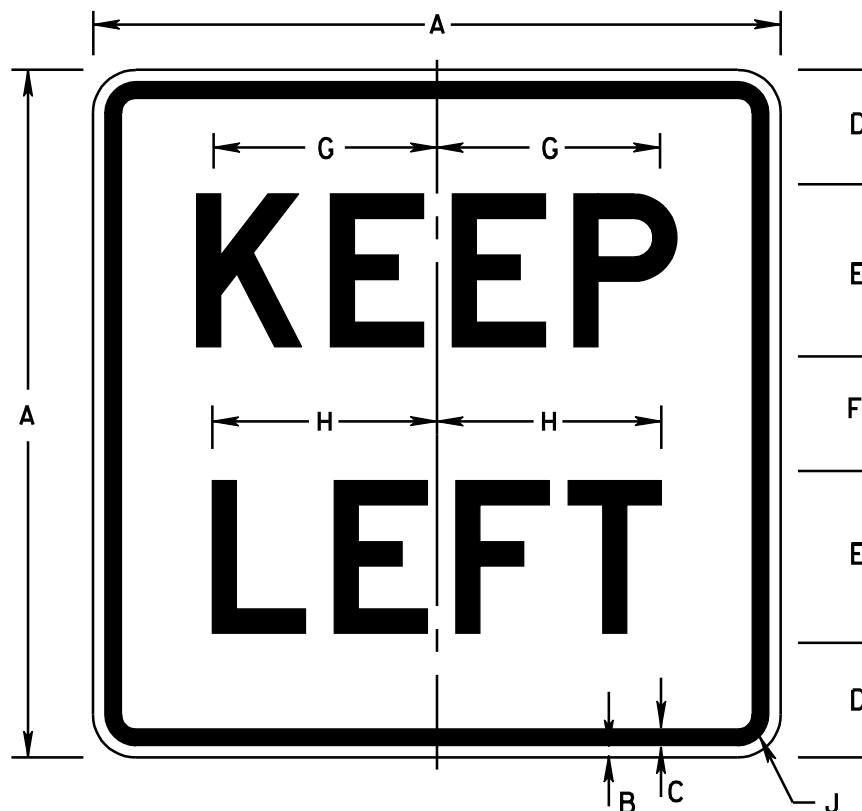
COLOR
 LEGEND - BLACK (NON-REF)
 BACKGROUND - WHITE (REF)

DIMENSIONS (INCHES)

A	B	C	D	E	F	G	H	J	K	L	M	N	P
18	24	3/8	5/8	3 3/4	4D	4 1/4	6	6 9/16	5 7/8	5 7/8	2 1/4	6	1 1/8
24	30	3/8	5/8	4 1/2	5D	5 1/2	7 1/2	8 1/4	7 3/8	7 5/16	2 5/8	7 1/8	1 1/8
36	48	5/8	7/8	7 1/2	8D	8 1/2	12	13 1/8	11 3/4	11 3/4	4 1/2	11 7/16	1 5/8
48	60	3/4	1 1/4	9	10D	11	15	16 1/2	14 11/16	14 11/16	5 1/4	14 1/4	2 1/4

* - SEE APPENDIX FOR ARROW DESIGN

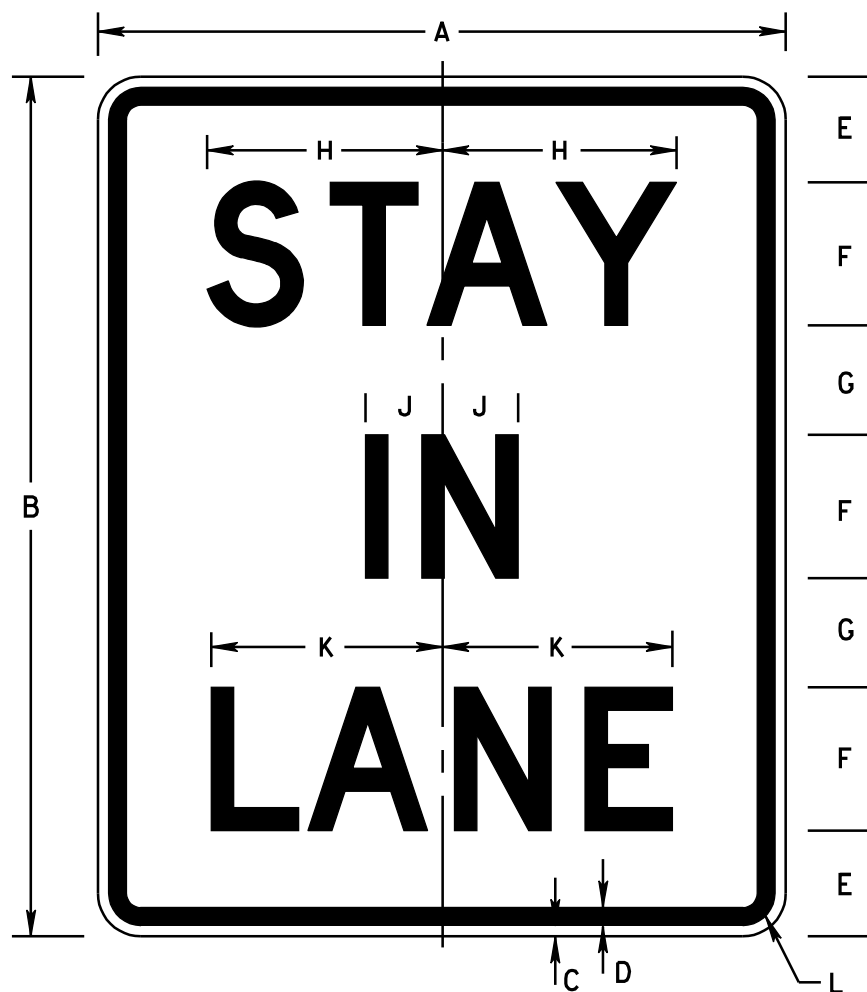
R4-8A CODE	
18"x24"	
24"x30"	010428
36"x48"	010429
48"x60"	010430



COLOR
 LEGEND - BLACK (NON-REF)
 BACKGROUND - WHITE (REF)

DIMENSIONS (INCHES)

A	B	C	D	E	F	G	H	J
24	3/8	5/8	4	6C	4	9 3/8	8 13/16	1 1/8
36	5/8	7/8	7	8C	6	12 1/2	11 3/4	1 5/8



COLORS

LEGEND - BLACK (NON-REF)
 BACKGROUND - WHITE (REF)

DIMENSIONS (INCHES)

A	B	C	D	E	F	G	H	J	K	L
18	24	3/8	5/8	3	4D	3	6 1/4	2 3/16	6 7/16	1 1/8
24	30	3/8	5/8	3 1/16	5D	3 13/16	7 7/8	2 3/4	8	1 1/8
36	48	5/8	7/8	8 1/4	7D	5 1/4	11	3 3/4	11 1/4	1 5/8
48	60	3/4	1 1/4	7 1/2	10D	7 1/2	15 5/8	5 7/16	16 3/16	2 1/4

R4-9 CODE	
18"x24"	
24"x30"	
36"x48"	
48"x60"	



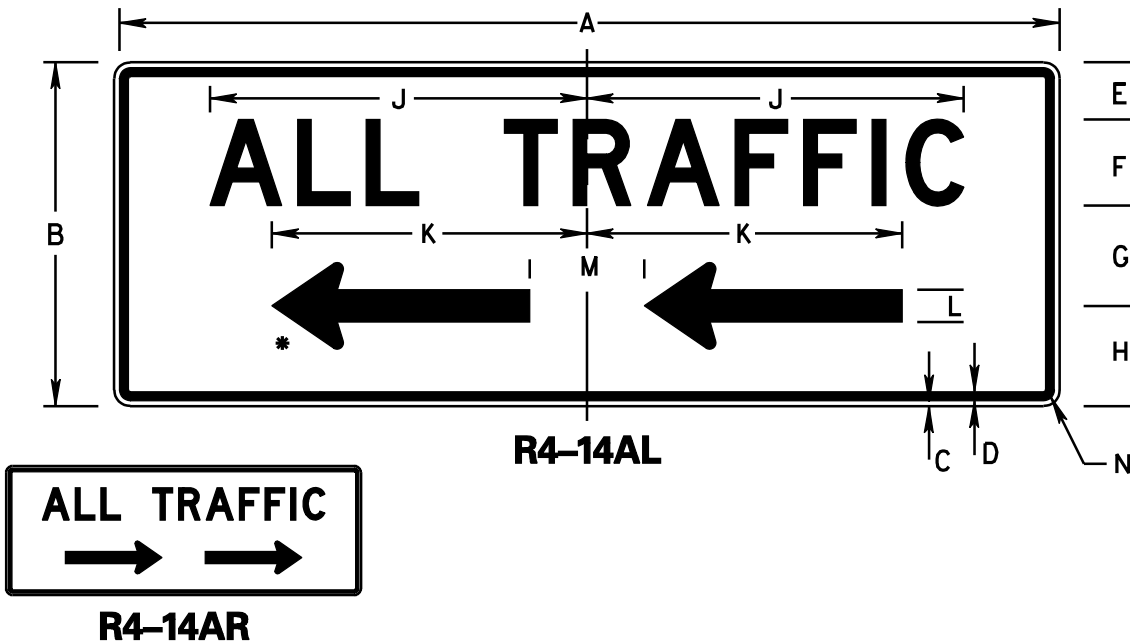
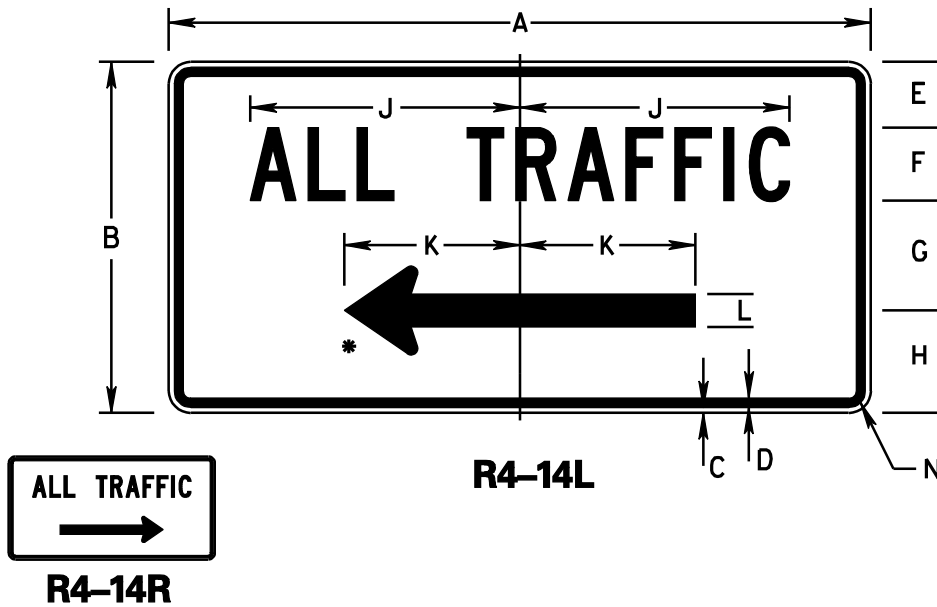
COLORS

LEGEND - BLACK (NON-REF)

BACKGROUND - WHITE (REF)

DIMENSIONS (INCHES)

A	B	C	D	E	F	G	H	J	K
30	24	3/8	5/8	5	5C	4	6 1/2	10 1/16	1 1/8




COLOR
 LEGEND - BLACK (NON-REF)
 BACKGROUND - WHITE (REF)

DIMENSIONS (INCHES)

A	B	C	D	E	F	G	H	J	K	L	M	N
48	24	3/8	5/8	4 1/2	5C	7 1/2	7	18 7/16	12	2 1/4		1 1/8
132	48	3/4	1 1/4	8	12D	13	15	52 11/16	44	4 1/2	16	2 1/4

* - SEE APPENDIX FOR ARROW DESIGN

R4-14R CODE	R14-4L CODE
48"x24" 010456	48"x24" 010457
R4-14AR CODE	R14-4AL CODE
132"x48"	132"x48"

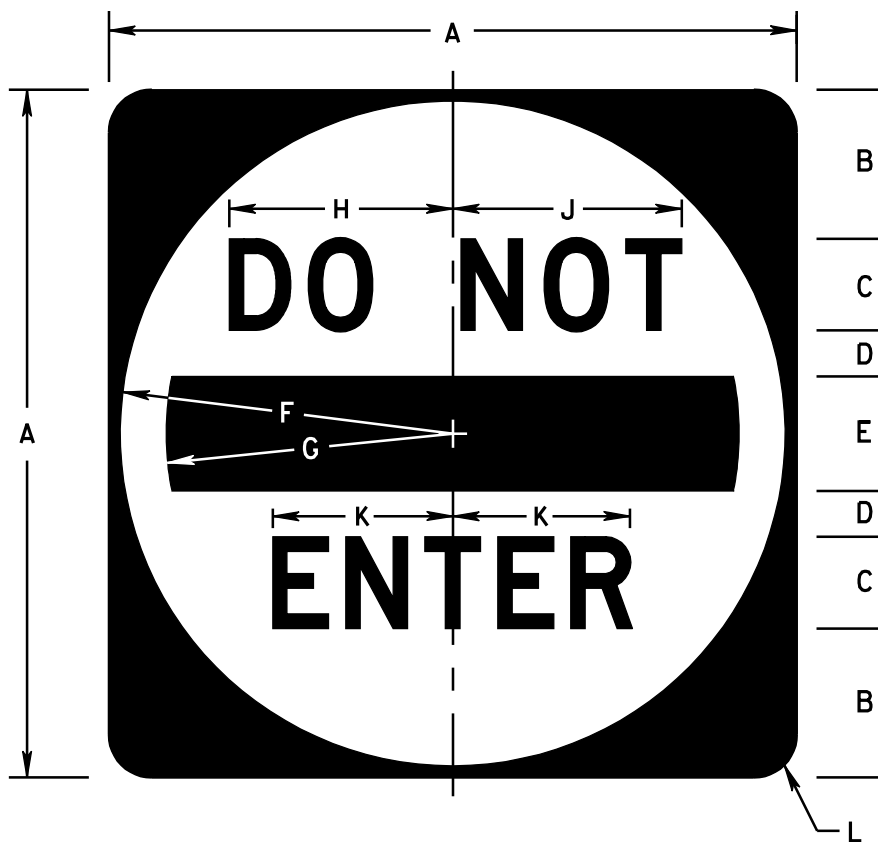


COLORS
 LEGEND - BLACK (NON-REF)
 BACKGROUND - WHITE (REF)

DIMENSIONS (INCHES)

A	B	C	D	E	F	G	H	J	K	L	M	N	P
24	30	3/8	5/8	3	4C	2	5D	10	8 13/16	7 13/16	9 3/16	7 5/16	1 1/8
30	36	1/2	3/4	4	5C	2	6D	12 1/2	11	9 3/8	11	8 13/16	1 3/8
36	42	5/8	7/8	3 1/2	6C	3	7D	15	13 1/4	10 15/16	12 7/8	10 1/4	1 5/8

R4-15R CODE		R4-15L CODE	
24"x30"	010460	24"x30"	010464
30"x36"	010461	30"x36"	010465
36"x42"	010462	36"x42"	010466



COLORS

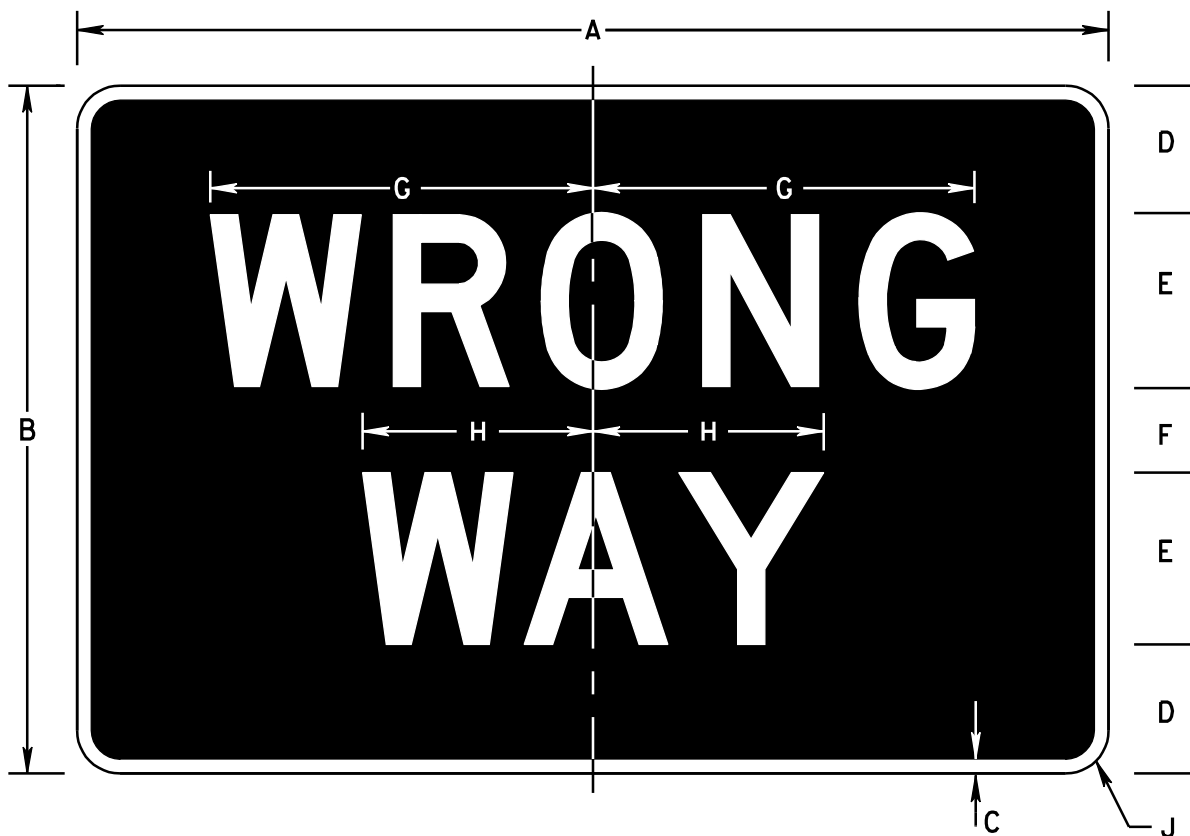
SYMBOL - RED (REF)

LEGEND & BACKGROUND - WHITE (REF)

DIMENSIONS (INCHES)

A	B	C	D	E	F	G	H	J	K	L
30	6 1/2	4D	2	5	14 1/2	12 1/2	9 3/4	10	7 7/8	1 1/2
36	7 1/2	5D	2 1/2	6	17 1/2	15	12	12 3/8	9 1/6	1 1/2
48	11	6D	3	8	23 1/2	20	14 1/2	15	11 3/4	1 1/2

R5-1 CODE	
30"	010501
36"	010502
48"	010503



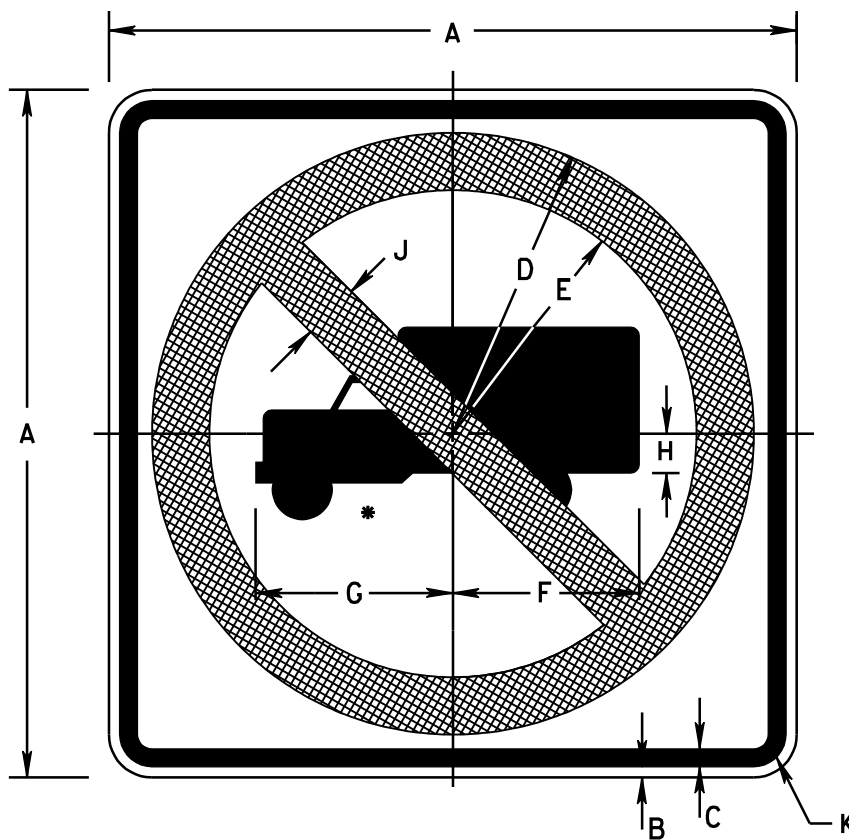
COLORS

LEGEND - WHITE (REF)
 BACKGROUND - RED (REF)

DIMENSIONS (INCHES)

A	B	C	D	E	F	G	H	J
30	18	1/2	3	5D	2	1 1/16	6 11/16	1 1/2
36	24	1/2	4 1/2	6D	3	1 3 5/16	8 1/16	1 1/2
42	30	5/8	5	8D	4	1 7 3/4	10 3/4	1 7/8

R5-1A CODE	
30"x18"	
36"x24"	010510
42"x30"	010511



COLORS

CIRCLE & DIAGONAL - RED (REF)
 SYMBOL, BORDER, LEGEND - BLACK (NON-REF)
 BACKGROUND - WHITE (REF)

DIMENSIONS (INCHES)

A	B	C	D	E	F	G	H	J	K
24	3/8	5/8	10 1/2	8 1/2	6 1/2	6 7/8	1 3/8	2	1 1/8
30	1/2	3/4	13 1/8	10 5/8	8 1/8	8 1/2	1 5/8	2 1/2	1 3/8
36	5/8	7/8	15 3/4	12 3/4	9 3/4	10 1/4	2	3	1 5/8
48	3/4	1 1/4	21	17	13	13 5/8	2 5/8	4	2 1/4

* - SEE APPENDIX FOR SYMBOL DESIGN

R5-2 CODE	
24"	010518
30"	
36"	010519
48"	010520



COLORS

LEGEND - BLACK (NON-REF)

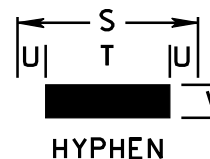
BACKGROUND - WHITE (REF)

DIMENSIONS (INCHES)

A	B	C	D	E	F	G	H	J	K	L	M	N	P
24	$\frac{3}{8}$	$\frac{5}{8}$	$3\frac{1}{2}$	4C	4B	$2\frac{1}{2}$	$2\frac{5}{8}$	$2\frac{7}{8}$	$7\frac{1}{4}$	$7\frac{5}{8}$	$8\frac{1}{2}$	$8\frac{1}{4}$	$1\frac{1}{8}$



COLORS
 LEGEND - BLACK (NON-REF)
 BACKGROUND - WHITE (REF)



DIMENSIONS (INCHES)

A	B	C	D	E	F	G	H	J	K	L	M	N	P	Q	R	S
42	5/8	7/8	3 5/8	4D	2	2C	1 11/16	15 1/16	3 1/4	11 13/16	7 3/8	11 3/8	15	9 7/8	13 7/8	4

T	U	V	W
1 1/4	1 3/8	7/16	1 5/8



COLORS

LEGEND - BLACK (NON-REF)
 BACKGROUND - WHITE (REF)

DIMENSIONS (INCHES)

A	B	C	D	E	F	G	H	J	K	L	M	N	P	Q
42	36	5/8	7/8	4	4D	2	2C	15 1/16	2 1/8	17	4 3/4	12 7/8	16 11/16	1 5/8




COLORS

LEGEND - BLACK (NON-REF)
 BACKGROUND - WHITE (REF)

DIMENSIONS (INCHES)

A	B	C	D	E	F	G	H	J	K	L	M	N	P	Q
42	36	5/8	7/8	4	4D	2	2C	15 1/16	2 1/8	15 3/8	4 3/4	10 3/8	16 11/16	1 5/8



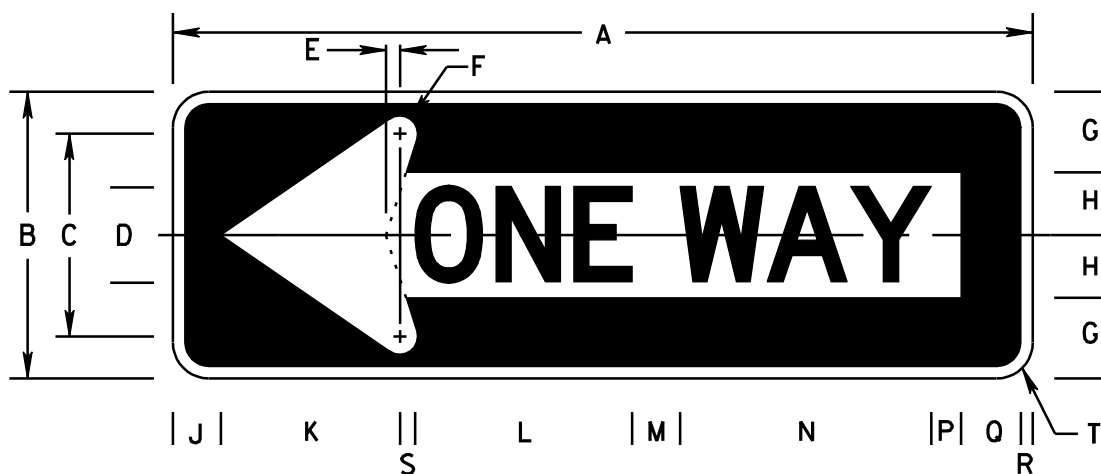
COLORS

CIRCLE & DIAGONAL - RED (REF)
 SYMBOL, BORDER, LEGEND - BLACK (NON-REF)
 BACKGROUND - WHITE (REF)

DIMENSIONS (INCHES)

A	B	C	D	E	F	G	H	J	K
24	3/8	5/8	10 1/2	8 1/2	4 3/4	3/4	2	3	1 1/8
30	1/2	3/4	13 1/8	10 5/8	5 7/8	7/8	2 1/2	3 3/4	1 3/8

* - SEE APPENDIX FOR SYMBOL DESIGN

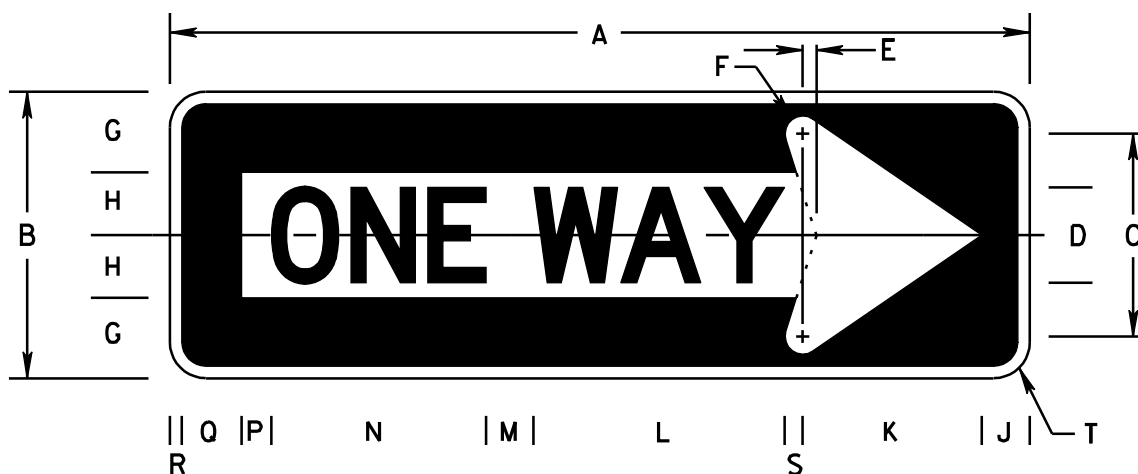


COLORS
 LEGEND - BLACK (NON-REF)
 ARROW AND BORDER - WHITE (REF)
 BACKGROUND - BLACK (NON-REF)

DIMENSIONS (INCHES)

A	B	C	D	E	F	G	H	J	K	L	M	N	P	Q
36	12	8 1/2	4D	1/2	11/16	3 3/8	2 5/8	2	7 1/2	9 1/8	2	9 5/8	1 1/4	2 1/2
48	18	5 11/16	5D	11/16	1	5 1/2	3 1/2	2 1/4	10	12 5/16	4	13 7/16	13/16	3 1/2

R	S	T
1/2	1 1/2	1 1/2
1/2	13/16	1 1/2



COLORS
 LEGEND - BLACK (NON-REF)
 ARROW AND BORDER - WHITE (REF)
 BACKGROUND - BLACK (NON-REF)

DIMENSIONS (INCHES)

A	B	C	D	E	F	G	H	J	K	L	M	N	P	Q
36	12	8 1/2	4D	1/2	11/16	3 3/8	2 5/8	2	7 1/2	9 5/8	2	9 1/8	1 1/4	2 1/2
48	18	5 11/16	5D	11/16	1	5 1/2	3 1/2	2 1/4	10	13 7/16	4	12 5/16	1 3/16	3 1/2

R	S	T
1/2	1 1/2	1 1/2
1/2	1 3/16	1 1/2



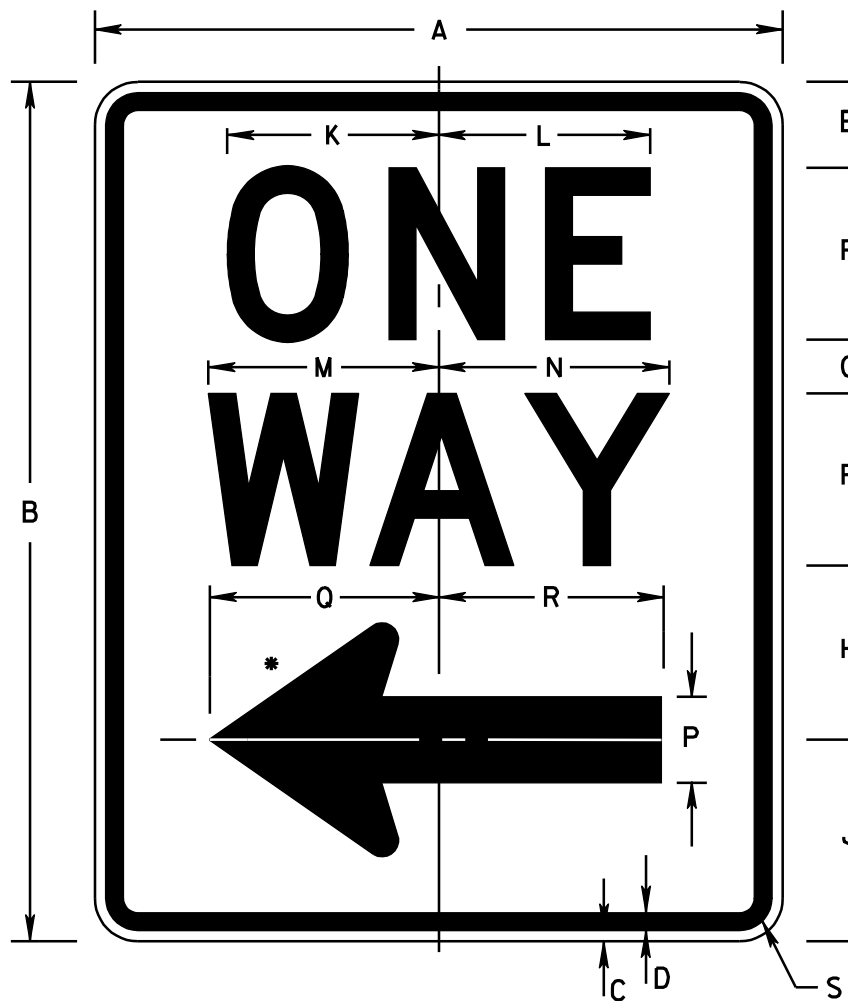
COLORS

LEGEND - BLACK (NON-REF)

BACKGROUND - WHITE (REF)

DIMENSIONS (INCHES)

A	B	C	D	E	F	G	H	J	K	L
24	30	3/8	5/8	3 1/2	6D	2 1/2	7 1/8	7 3/8	8	1 1/8

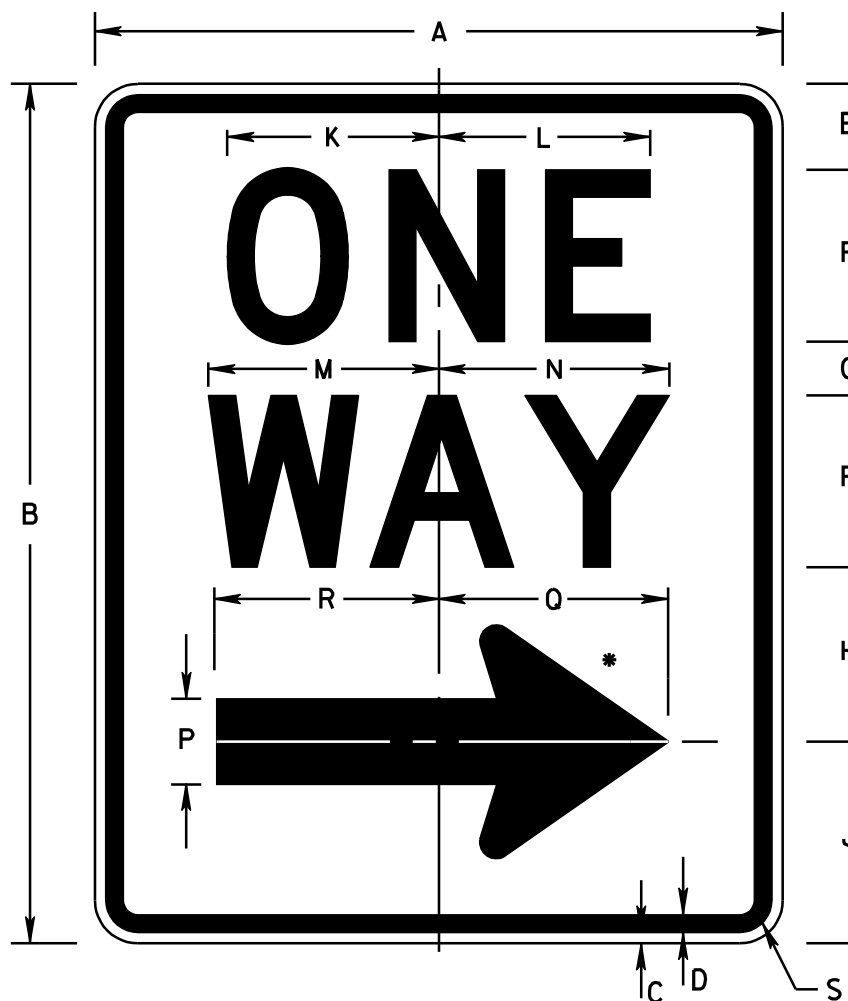


COLORS
 LEGEND - BLACK (NON-REF)
 BACKGROUND - WHITE (REF)

DIMENSIONS (INCHES)

A	B	C	D	E	F	G	H	J	K	L	M	N	P	Q	R	S
18	24	3/8	5/8	2 1/2	5D	1 1/2	4 1/2	5 1/2	6 1/4	6 5/16	6 9/16	6 7/8	2 1/4	6	5 7/8	1 1/8
24	30	3/8	5/8	3	6D	1 7/8	6 1/16	7 1/16	7 1/4	7 1/2	7 7/8	8 1/4	3	8	7 3/4	1 1/8

* - SEE APPENDIX FOR ARROW DESIGN



COLORS

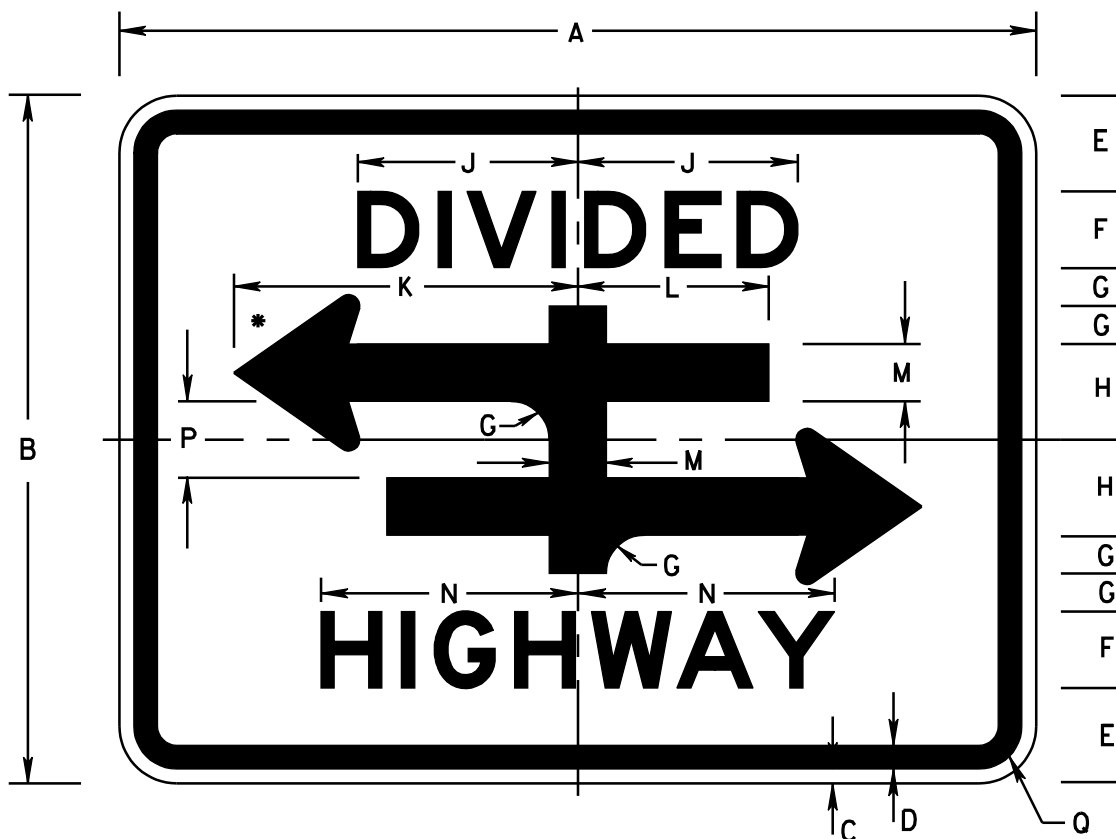
LEGEND - BLACK (NON-REF)

BACKGROUND - WHITE (REF)

DIMENSIONS (INCHES)

A	B	C	D	E	F	G	H	J	K	L	M	N	P	Q	R	S
18	24	3/8	5/8	2 1/2	5D	1 1/2	4 1/2	5 1/2	6 1/4	6 5/16	6 9/16	6 7/8	2 1/4	6	5 7/8	1 1/8
24	30	3/8	5/8	3	6D	1 7/8	6 1/16	7 1/16	7 1/4	7 1/2	7 7/8	8 1/4	3	8	7 3/4	1 1/8

* - SEE APPENDIX FOR ARROW DESIGN



COLORS

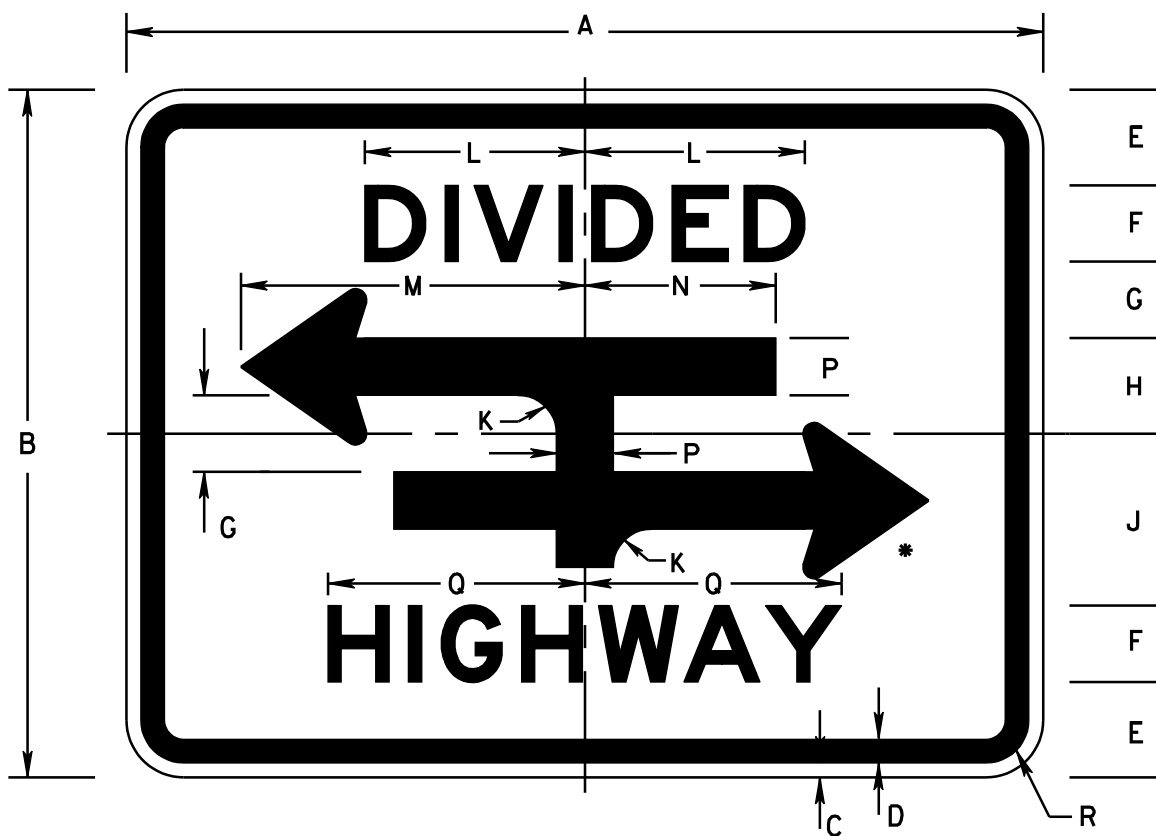
LEGEND - BLACK (NON-REF)

BACKGROUND - WHITE (REF)

DIMENSIONS (INCHES)

A	B	C	D	E	F	G	H	J	K	L	M	N	P	Q
24	18	3/8	5/8	2 1/2	2E	1	2 1/2	5 7/8	9 1/2	5	1 1/2	6 3/4	2	1 1/8

* - SEE APPENDIX FOR ARROW DESIGN



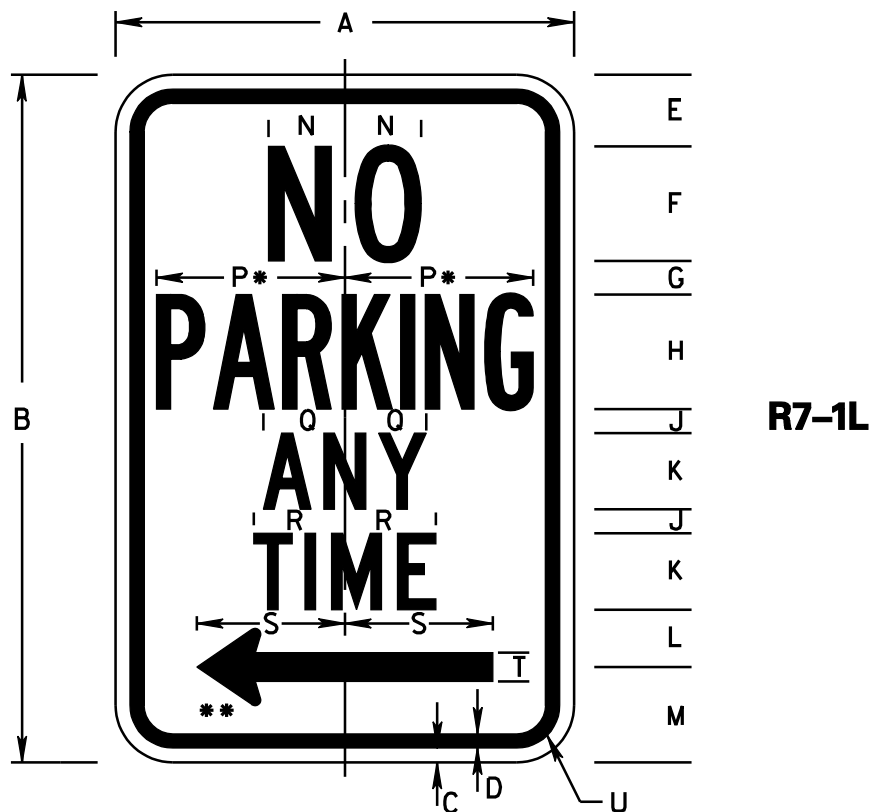
COLORS

LEGEND - BLACK (NON-REF)
 BACKGROUND - WHITE (REF)

DIMENSIONS (INCHES)

A	B	C	D	E	F	G	H	J	K	L	M	N	P	Q	R
24	18	3/8	5/8	2 1/2	2E	2	2 1/2	3 1/2	1	5 7/8	9 1/2	5	1 1/2	6 3/4	1 1/8

* - SEE APPENDIX FOR ARROW DESIGN



R7-1R



R7-1B



R7-1D

COLORS

LEGEND - RED (REF)

BACKGROUND - WHITE (REF)

DIMENSIONS (INCHES)

A	B	C	D	E	F	G	H	J	K	L	M	N	P
12	18	3/8	3/8	1 1/8	3C	7/8	3B	5/8	2C	1 1/2	2 1/2	2	4 7/8

Q	R	S	T	U
2 3/16	2 5/8	3 7/8	3/4	1 1/8

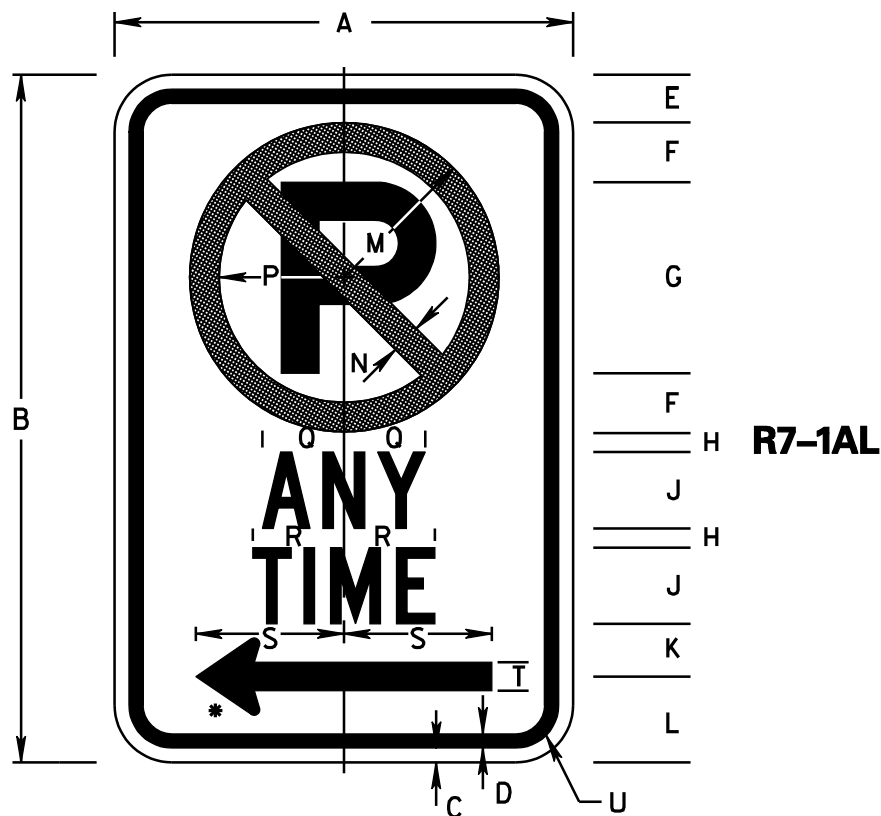
* - REDUCE SPACING 50%

** - SEE APPENDIX FOR ARROW DESIGN

WV DEPARTMENT OF TRANSPORTATION
DIVISION OF HIGHWAYS
TRAFFIC ENGINEERING DIVISION

R7-1L CODE
12"x18"
R7-1R CODE
12"x18"
R7-1B CODE
12"x18"
R7-1D CODE
12"x18"

R7-1



R7-1AR



R7-1AB



R7-1AD

COLORS

LEGEND, CIRCLE, DIAGONAL, BORDER - RED (REF)

BACKGROUND - WHITE (REF)

"P" - BLACK (NON-REF)

DIMENSIONS (INCHES)

A	B	C	D	E	F	G	H	J	K	L	M	N	P
12	18	3/8	3/8	1 1/4	1 9/16	5EM	1/2	2C	1 3/8	2 1/4	4 1/16	1 3/8	3 1/4

Q	R	S	T	U
2 3/16	2 5/8	3 7/8	3/4	1 1/8

* - SEE APPENDIX FOR ARROW DESIGN

WV DEPARTMENT OF TRANSPORTATION
DIVISION OF HIGHWAYS
TRAFFIC ENGINEERING DIVISION

R7-1AL CODE
12"x18"
R7-1AR CODE
12"x18"
R7-1AB CODE
12"x18" 010701
R7-1AD CODE
12"x18"

R7-1A



R7-2R



R7-2B



R7-2D

COLORS

LEGEND - RED (REF)

BACKGROUND - WHITE (REF)

DIMENSIONS (INCHES)

A	B	C	D	E	F	G	H	J	K	L	M	N	P	Q
12	18	3/8	3/8	1 1/2	3C	3B	2	2B	2 3/4	4 7/8	4 3/4	3 7/8	3/4	1 1/8

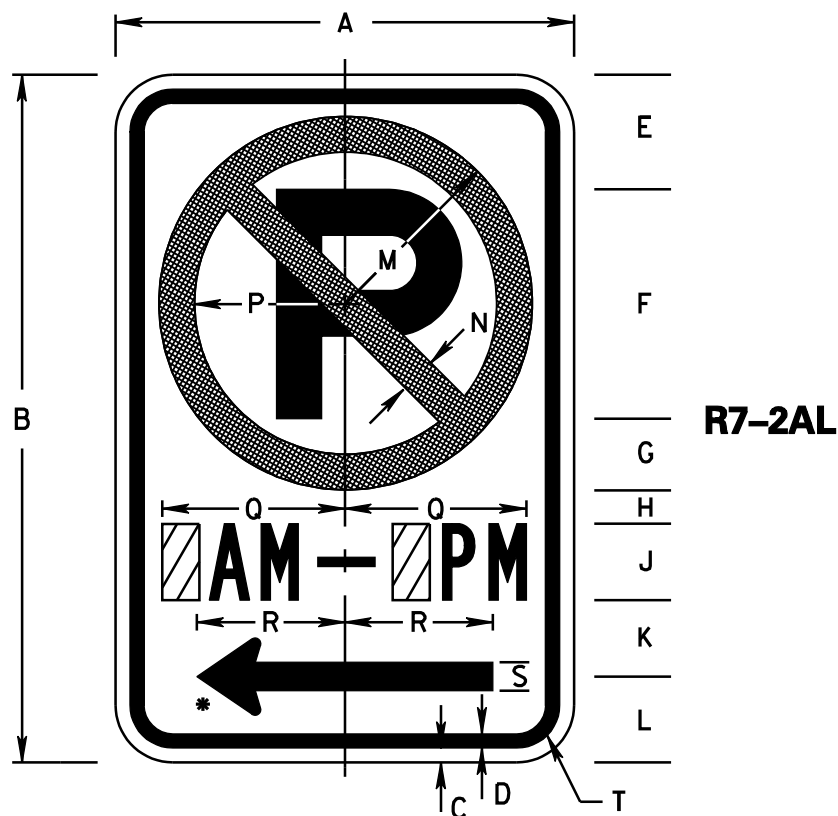
* - REDUCE SPACING 50%

** - SEE APPENDIX FOR ARROW DESIGN

WV DEPARTMENT OF TRANSPORTATION
DIVISION OF HIGHWAYS
TRAFFIC ENGINEERING DIVISION

R7-2L CODE
12"x18"
R7-2R CODE
12"x18"
R7-2B CODE
12"x18" 1010705
R7-2D CODE
12"x18"

R7-2



R7-2AR



R7-2AB



R7-2AD

COLORS

LEGEND, CIRCLE, DIAGONAL, BORDER - RED (REF)
 BACKGROUND - WHITE (REF)
 "P" - BLACK (NON-REF)

DIMENSIONS (INCHES)

A	B	C	D	E	F	G	H	J	K	L	M	N	P	Q	R	S	T
12	18	3/8	3/8	3	6EM	1 7/8	7/8	2B	2	2 1/4	4 7/8	1	3 7/8	4 3/4	3 7/8	3/4	1 1/8

* - SEE APPENDIX FOR ARROW DESIGN

WV DEPARTMENT OF TRANSPORTATION
 DIVISION OF HIGHWAYS
 TRAFFIC ENGINEERING DIVISION

R7-2AL CODE
12"x18"
R7-2AR CODE
12"x18"
R7-2AB CODE
12"x18"
R7-2AD CODE
12"x18"

R7-2A



R7-3R



R7-3B



R7-3D

COLORS

LEGEND - RED (REF)

BACKGROUND - WHITE (REF)

DIMENSIONS (INCHES)

A	B	C	D	E	F	G	H	J	K	L	M	N	P	Q	R	S	T
12	18	3/8	3/8	2	3C	3/4	3B	1C	1 1/2	2 1/2	4 7/8	2 1/8	4 1/8	2 5/8	3/4	3 7/8	1 1/8

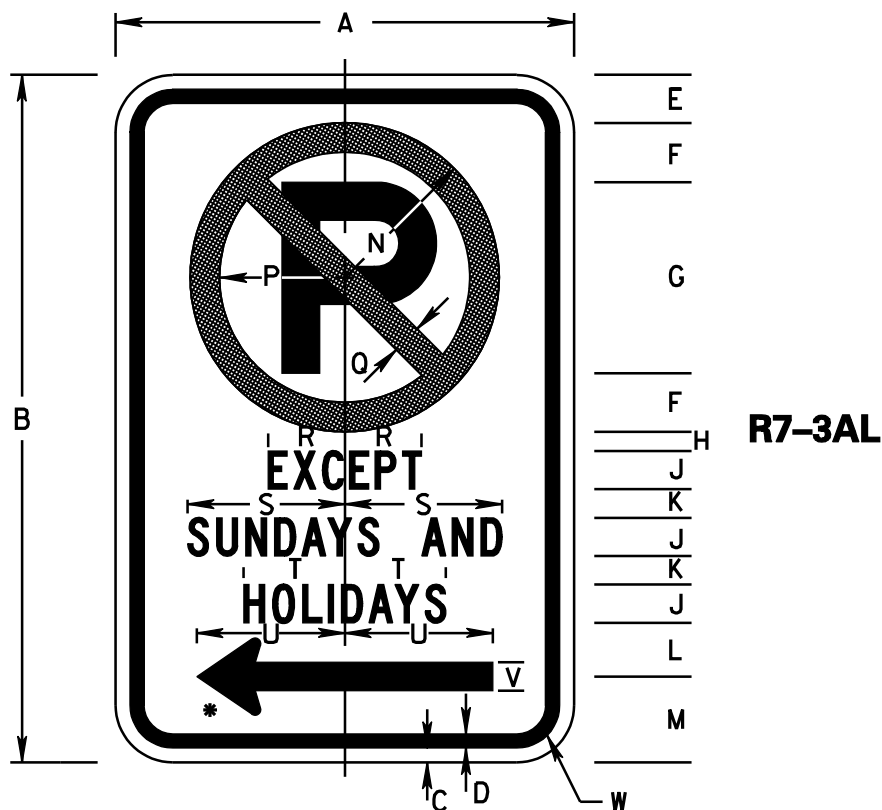
* - REDUCE SPACING 50%

** - SEE APPENDIX FOR ARROW DESIGN

WV DEPARTMENT OF TRANSPORTATION
DIVISION OF HIGHWAYS
TRAFFIC ENGINEERING DIVISION

R7-3L CODE
12"x18"
R7-3R CODE
12"x18"
R7-3B CODE
12"x18" 1010709
R7-3D CODE
12"x18"

R7-3



R7-3AR



R7-3AB



R7-3AD

COLORS

LEGEND - RED (REF)

BACKGROUND - WHITE (REF)

DIMENSIONS (INCHES)

A	B	C	D	E	F	G	H	J	K	L	M	N	P	Q	R	S	T
12	18	3/8	3/8	1 1/4	1 9/16	5EM	1/2	1C	3/4	1 3/8	2 1/4	4 1/16	3 1/4	13/16	2 1/8	4 1/8	2 5/8

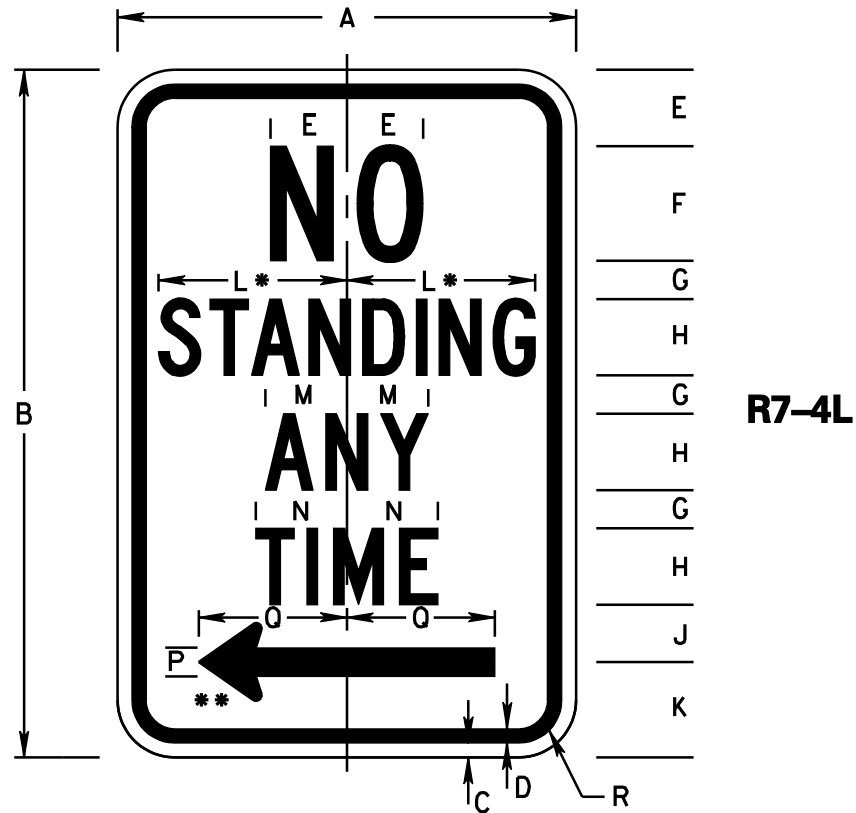
U	V	W
3 7/8	3/4	1 1/8

* - SEE APPENDIX FOR ARROW DESIGN

WV DEPARTMENT OF TRANSPORTATION
DIVISION OF HIGHWAYS
TRAFFIC ENGINEERING DIVISION

R7-3AL CODE	12"x18"
R7-3AR CODE	12"x18"
R7-3AB CODE	12"x18"
R7-3AD CODE	12"x18"

R7-3A



R7-4R



R7-4B



R7-4D

COLORS

LEGEND - RED (REF)
BACKGROUND - WHITE (REF)

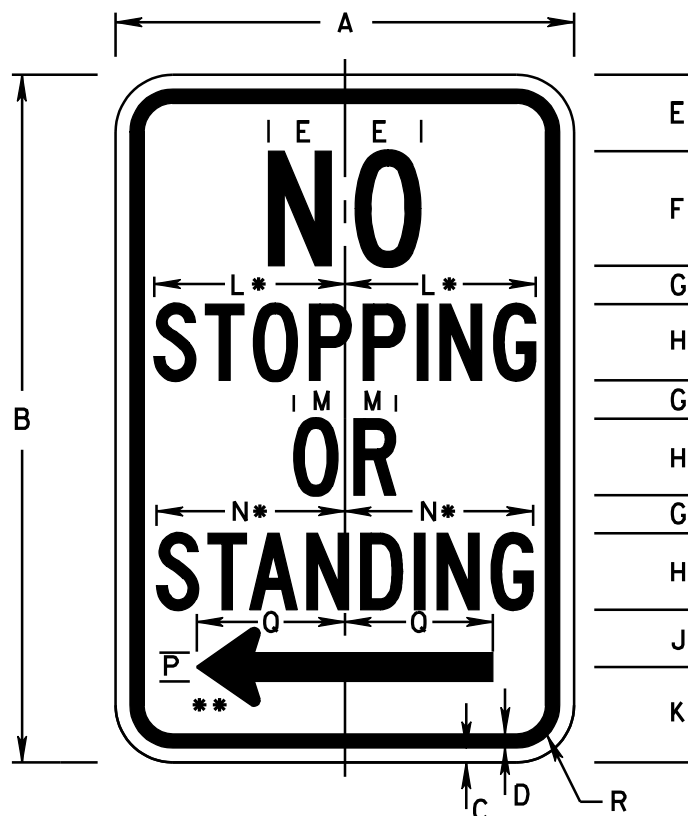
DIMENSIONS (INCHES)

A	B	C	D	E	F	G	H	J	K	L	M	N	P	Q	R
12	18	3/8	3/8	2	3C	1	2C	1 1/2	2 1/2	4 7/8	2 1/4	2 3/8	3/4	3 7/8	1 1/8

* - REDUCE SPACING 25%

** - SEE APPENDIX FOR ARROW DESIGN

R7-4L CODE
12"x18"
R7-4R CODE
12"x18"
R7-4B CODE
12"x18"
R7-4D CODE
12"x18"



R7-4BL



R7-4BR



R7-4BB



R7-4BD

COLORS

LEGEND - RED (REF)

BACKGROUND - WHITE (REF)

DIMENSIONS (INCHES)

A	B	C	D	E	F	G	H	J	K	L	M	N	P	Q	R
12	18	3/8	3/8	2	3C	1	2C	1 1/2	2 1/2	5	1 5/16	4 7/8	3/4	3 7/8	1 1/8

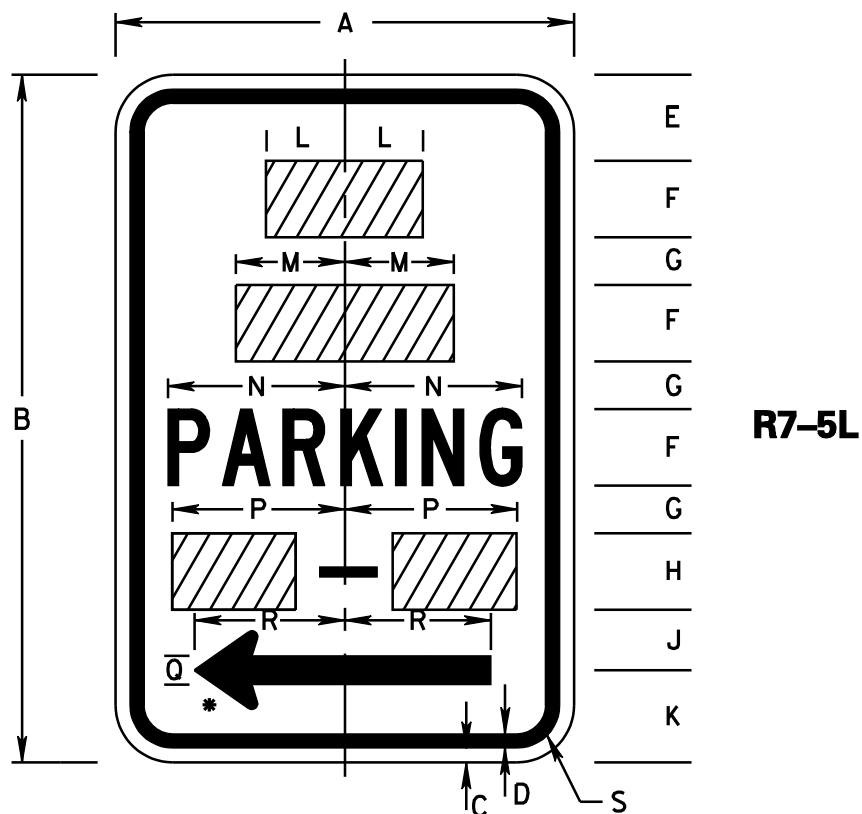
* - REDUCE SPACING 25%

** - SEE APPENDIX FOR ARROW DESIGN

WV DEPARTMENT OF TRANSPORTATION
DIVISION OF HIGHWAYS
TRAFFIC ENGINEERING DIVISION

R7-4BL CODE
12"x18"
R7-4BR CODE
12"x18"
R7-4BB CODE
12"x18" 010713
R7-4BD CODE
12"x18"

R7-4B



R7-5R



R7-5B



R7-5D

COLORS
 LEGEND - GREEN (REF)
 BACKGROUND - WHITE (REF)

DIMENSIONS (INCHES)

A	B	C	D	E	F	G	H	J	K	L	M	N	P	Q	R	S
12	18	3/8	3/8	2 1/4	2C	1 1/4	2B	1 1/2	2 1/2	2	2 3/4	4 3/16	4 1/8	3/4	3 7/8	1 1/8

* - SEE APPENDIX FOR ARROW DESIGN

R7-5L CODE
12"x18"
R7-5R CODE
12"x18"
R7-5B CODE
12"x18" 1010717
R7-5D CODE
12"x18"



R7-6R



R7-6B



R7-6D

COLORS

LEGEND - RED (REF)

BACKGROUND - WHITE (REF)

DIMENSIONS (INCHES)

A	B	C	D	E	F	G	H	J	K	L	M	N	P	Q
12	18	3/8	3/8	1 7/8	3C	7/8	3B	5/8	2C	1 1/2	2 1/2	2	4 7/8	4 5/16

R	S	T	U
2 5/8	3 7/8	3/4	1 1/8

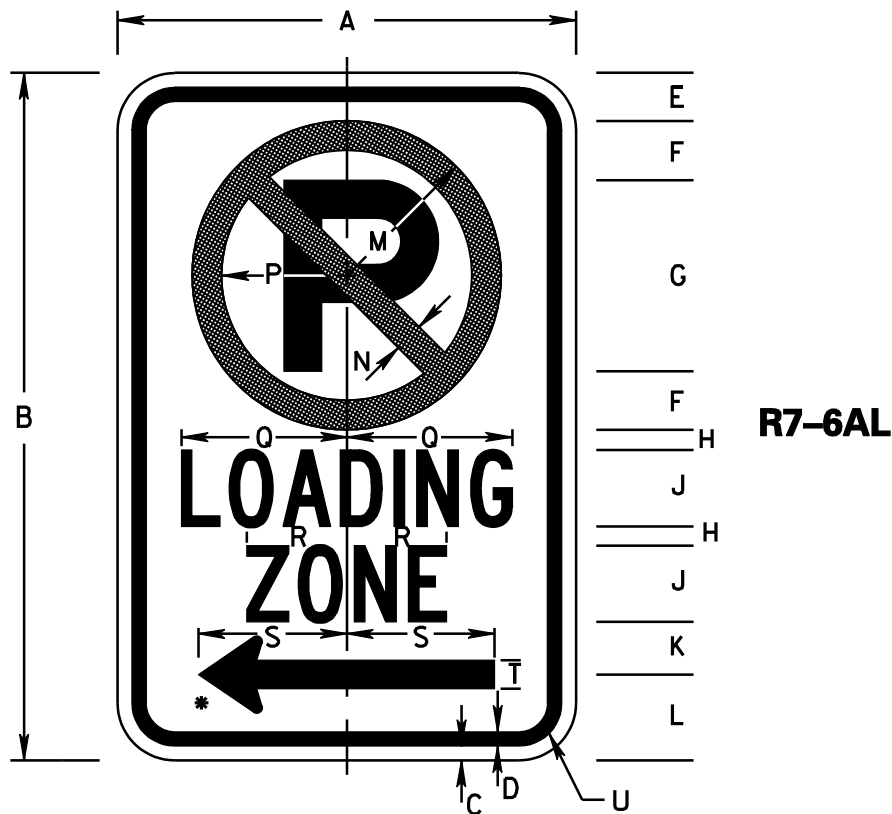
* - REDUCE SPACING 25%

** - SEE APPENDIX FOR ARROW DESIGN

WV DEPARTMENT OF TRANSPORTATION
DIVISION OF HIGHWAYS
TRAFFIC ENGINEERING DIVISION

R7-6L CODE
12"x18"
R7-6R CODE
12"x18"
R7-6B CODE
12"x18" 1010721
R7-6D CODE
12"x18"

R7-6



R7-6AR



R7-6AB



R7-6AD

COLORS

LEGEND - RED (REF)

BACKGROUND - WHITE (REF)

DIMENSIONS (INCHES)

A	B	C	D	E	F	G	H	J	K	L	M	N	P	Q	R
12	18	3/8	3/8	1 1/4	1 9/16	5EM	1/2	2C	1 3/8	2 1/4	4 1/16	1 3/16	3 1/4	4 5/16	2 5/8

S	T	U
3 7/8	3/4	1 1/8

* - SEE APPENDIX FOR ARROW DESIGN

WV DEPARTMENT OF TRANSPORTATION
 DIVISION OF HIGHWAYS
 TRAFFIC ENGINEERING DIVISION

R7-6AL CODE	12"x18"
R7-6AR CODE	12"x18"
R7-6AB CODE	12"x18"
R7-6AD CODE	12"x18"

R7-6A



R7-7R



R7-7B



R7-7D

COLORS

LEGEND - RED (REF)

BACKGROUND - WHITE (REF)

DIMENSIONS (INCHES)

A	B	C	D	E	F	G	H	J	K	L	M	N	P	Q	R	S	T
12	18	3/8	3/8	1 1/8	3C	7/8	3B	5/8	2C	1 1/2	2 1/2	2	4 7/8	2 5/8	3 7/8	3/4	1 1/8


* - REDUCE SPACING 25%

** - SEE APPENDIX FOR ARROW DESIGN

WV DEPARTMENT OF TRANSPORTATION
 DIVISION OF HIGHWAYS
 TRAFFIC ENGINEERING DIVISION

R7-7L CODE
12"x18"
R7-7R CODE
12"x18"
R7-7B CODE
12"x18" 1010725
R7-7D CODE
12"x18"

R7-7



R7-7AR



R7-7AB



R7-7AD

COLORS

LEGEND - RED (REF)

BACKGROUND - WHITE (REF)

DIMENSIONS (INCHES)

A	B	C	D	E	F	G	H	J	K	L	M	N	P
12	18	3/8	3/8	1 1/4	1 9/16	5EM	1/2	2C	1 3/8	2 1/4	4 1/16	1 3/8	3 1/4

Q	R	S	T	U
2	2 5/8	3 7/8	3/4	1 1/8

* - SEE APPENDIX FOR ARROW DESIGN

WV DEPARTMENT OF TRANSPORTATION
DIVISION OF HIGHWAYS
TRAFFIC ENGINEERING DIVISION

R7-7AL CODE	12"x18"
R7-7AR CODE	12"x18"
R7-7AB CODE	12"x18"
R7-7AD CODE	12"x18"

R7-7A



COLORS

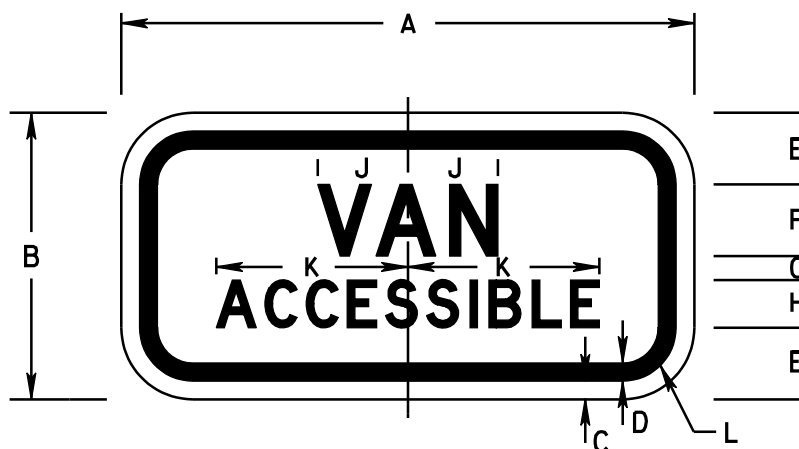
LEGEND & BORDER - GREEN (REF)
 WHITE SYMBOL (REF) ON BLUE BACKGROUND (REF)
 BACKGROUND - WHITE (REF)

DIMENSIONS (INCHES)

A	B	C	D	E	F	G	H	J	K	L	M	N	P	Q	R	S	T
12	18	3/8	3/8	2	2C	1	6	3/4	1 1/2 C	1 3/4	4 15/16	4 1/2	3	1 1/2	4	3 7/8	1 1/8

* - REDUCE SPACING 50%

** - SEE APPENDIX FOR SYMBOL DESIGN
 FOR ARROW SEE R7-8C

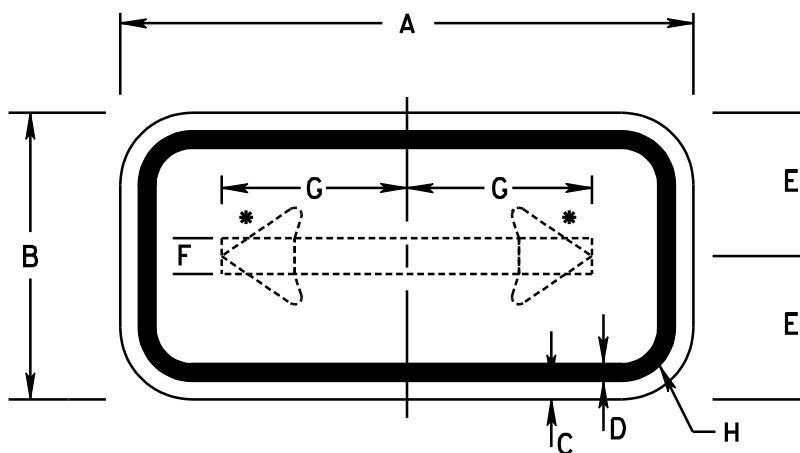


COLORS
 LEGEND & BORDER - GREEN (REF)
 BACKGROUND - WHITE (REF)

DIMENSIONS (INCHES)

A	B	C	D	E	F	G	H	J	K	L
12	6	$\frac{3}{8}$	$\frac{3}{8}$	$1\frac{1}{2}$	$1\frac{1}{2}D$	$\frac{1}{2}$	$1D$	$2\frac{1}{2}$	4	$1\frac{1}{8}$

FOR ARROW SEE R7-8C



COLORS

LEGEND & BORDER - GREEN (REF)

BACKGROUND - WHITE (REF)

DIMENSIONS (INCHES)

A	B	C	D	E	F	G	H
12	6	$\frac{3}{8}$	$\frac{3}{8}$	3	$\frac{3}{4}$	$3\frac{3}{8}$	$1\frac{1}{8}$

* - SEE APPENDIX FOR ARROW DESIGN



COLORS

LEGEND - RED (REF)
 BACKGROUND - WHITE (REF)

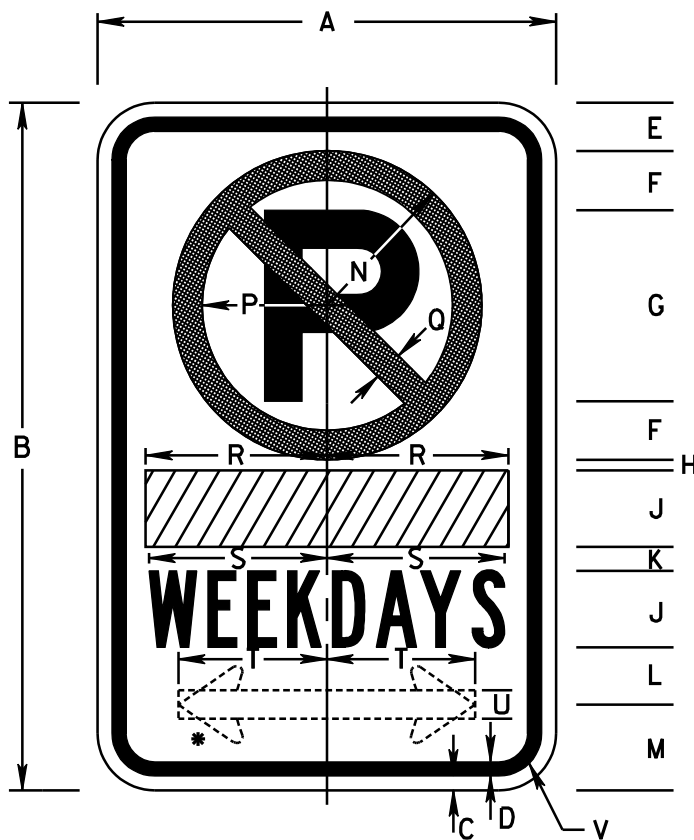
DIMENSIONS (INCHES)

A	B	C	D	E	F	G	H	J	K	L	M	N	P	Q	R
12	18	3/8	3/8	1 7/8	3C	7/8	3B	7/8	2B	5/8	1 1/4	2 1/2	2	4 7/8	5
18	24	3/8	5/8	1 3/4	4C	1 1/4	4B	1 1/4	3B	3/4	2	3	2 11/16	7 3/8	5 5/8

S	T	U	V
4 1/2	3 7/8	3/4	1 1/8
7	5 13/16	15/16	1 1/8

* - REDUCE SPACING 50%

** - SEE APPENDIX FOR ARROW DESIGN



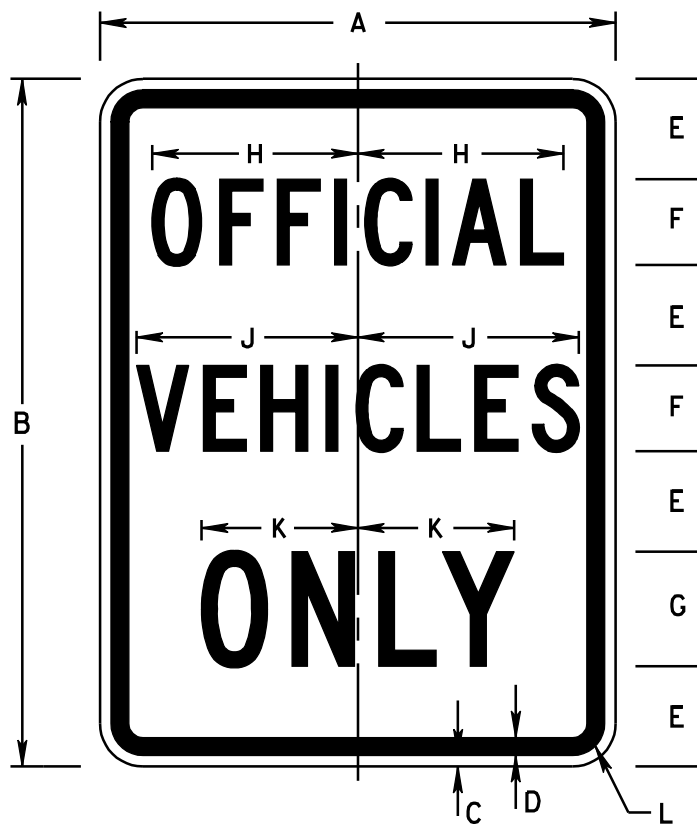
COLORS
 LEGEND - RED (REF)
 BACKGROUND - WHITE (REF)

DIMENSIONS (INCHES)

A	B	C	D	E	F	G	H	J	K	L	M	N	P	Q	R
12	18	$\frac{3}{8}$	$\frac{3}{8}$	$1\frac{1}{4}$	$1\frac{9}{16}$	5EM	$\frac{1}{4}$	2B	$\frac{5}{8}$	$1\frac{1}{2}$	$2\frac{1}{4}$	$4\frac{1}{16}$	$3\frac{1}{4}$	$1\frac{3}{16}$	$4\frac{3}{4}$
18	24	$\frac{3}{8}$	$\frac{5}{8}$	$1\frac{9}{16}$	$2\frac{1}{16}$	7EM	$\frac{1}{4}$	3B	$\frac{7}{8}$	$1\frac{5}{8}$	$2\frac{5}{8}$	$5\frac{9}{16}$	$4\frac{1}{2}$	$1\frac{1}{16}$	$7\frac{1}{8}$

S	T	U	V
$4\frac{9}{16}$	$3\frac{7}{8}$	$\frac{3}{4}$	$1\frac{1}{8}$
7	$5\frac{13}{16}$	$1\frac{5}{16}$	$1\frac{1}{8}$

* - SEE APPENDIX FOR ARROW DESIGN



COLORS

LEGEND - RED (REF)

BACKGROUND - WHITE (REF)

DIMENSIONS (INCHES)

A	B	C	D	E	F	G	H	J	K	L
18	24	$\frac{3}{8}$	$\frac{5}{8}$	$3\frac{1}{2}$	3C	4C	$7\frac{3}{16}$	$7\frac{11}{16}$	$5\frac{9}{16}$	$1\frac{1}{8}$

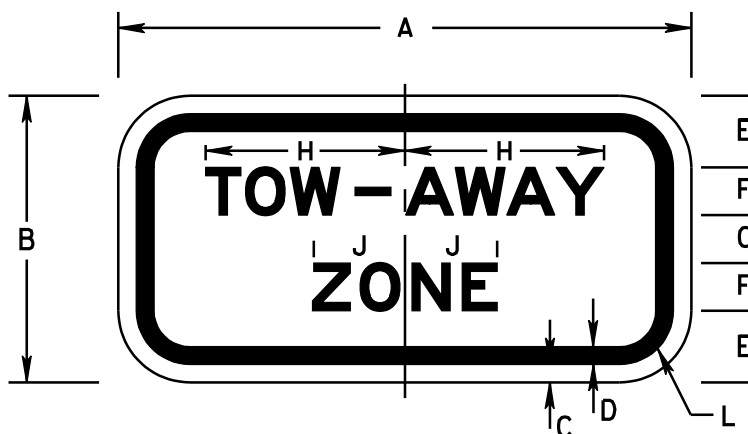


COLORS
 LEGEND - RED (REF)
 BACKGROUND - WHITE (REF)

DIMENSIONS (INCHES)

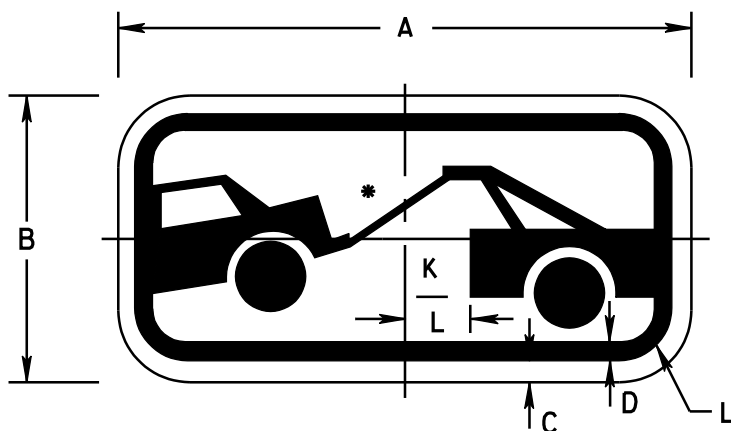
A	B	C	D	E	F	G	H	J	K	L	M	N	P	Q	R
12	18	3/8	3/8	1 7/8	3C	5/8	3B	2C	1/2	2	4 15/16	2 11/16	1 1/4	4 5/16	1 1/8
18	24	3/8	5/8	2	4C	3/4	4B	3C	3/4	2 11/16	7 1/16	4	1 7/8	6 3/8	1 1/8

* - REDUCE SPACING 25%



R7-201

COLORS
 LEGEND - RED (REF)
 BACKGROUND - WHITE (REF)




R7-201A

COLORS
 LEGEND - BLACK (NON-REF)
 BACKGROUND - WHITE (REF)

DIMENSIONS (INCHES)

A	B	C	D	E	F	G	H	J	K	L
12	6	3/8	3/8	1 1/2	1E	1	4 1/8	2	1 1/4	1 1/8

* - SEE APPENDIX FOR SYMBOL DESIGN



COLORS

SYMBOL & BORDER - BLACK (NON-REF)

CIRCLE & DIAGONAL - RED (REF)

BACKGROUND - WHITE (REF)

DIMENSIONS (INCHES)

A	B	C	D	E	F	G	H	J
24	3/8	5/8	6	12EM	10 1/2	8 1/2	2	1 1/8

ANY SUPPLEMENTAL PLAQUE USED WITH THIS SIGN
SHALL BE 24" IN WIDTH



COLORS

LEGEND - BLACK (NON-REF)
 BACKGROUND - WHITE (REF)

DIMENSIONS (INCHES)

A	B	C	D	E	F	G	H	J	K	L	M	N	P
30	24	3/8	5/8	3 1/2	4C	2 1/2	4D	12 1/2	13	12 3/4	6 7/16	7	1 1/8
48	36	5/8	7/8	5	6D	4	6D	20 7/16	21 1/8	19 1/8	10 1/16	10 9/16	1 5/8

* - 48X36 REDUCE SPACING 50%.



COLORS


LEGEND - BLACK (NON-REF)

BACKGROUND - WHITE (REF)

DIMENSIONS (INCHES)

A	B	C	D	E	F	G	H	J	K	L	M	N
24	30	3/8	5/8	3 5/8	4D	2 1/4	9 1/4	9 5/8	6 9/16	3 1/2	10	1 1/8
36	48	5/8	7/8	6	6D	4	14	14 7/16	9 3/4	5 1/4	15	1 5/8
48	60	3/4	1 1/4	7 1/4	8D	4 1/2	18 1/2	19 1/4	13 1/8	7	20	2 1/4

R8-8 CODE	
24"x30"	010824
36"x48"	
48"x60"	



COLORS

LEGEND - BLACK (NON-REF)

BACKGROUND - WHITE (REF)

DIMENSIONS (INCHES)

A	B	C	D	E	F	G	H	J	K
24	3/8	5/8	3 1/2	4C	2 1/2	8 3/8	8	9	1 1/8



COLORS

LEGEND - RED (REF)

BACKGROUND - WHITE (REF)

DIMENSIONS (INCHES)

A	B	C	D	E	F	G	H	J	K	L	M
36	18	3/8	5/8	3	3C	2C	2	1 15/16	1 5/8	1 35/16	1 1/8

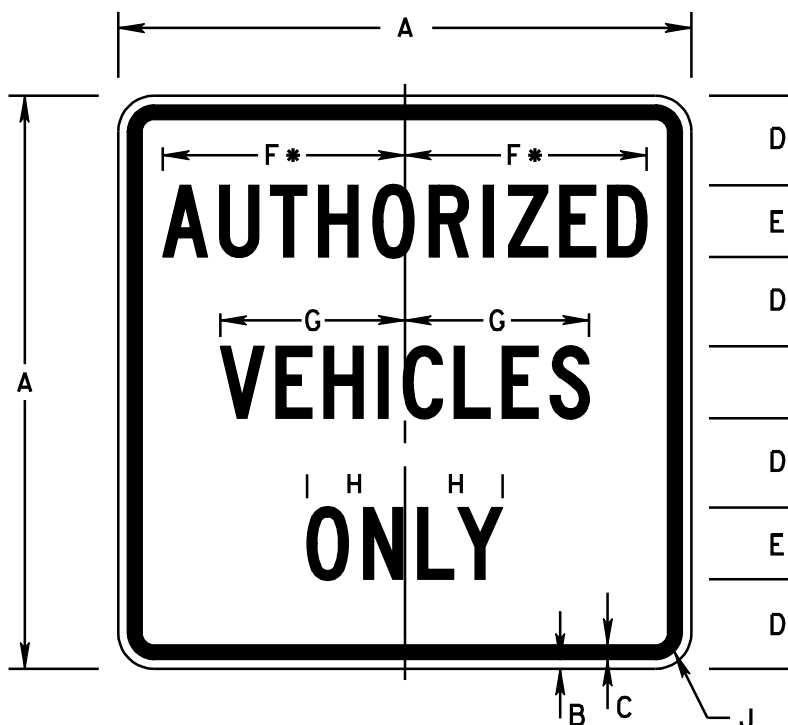


COLORS

LEGEND - BLACK (NON-REF)
 BACKGROUND - WHITE (REF)

DIMENSIONS (INCHES)

A	B	C	D	E	F	G	H	J	K	L
24	30	3/8	5/8	4 1/2	5D	4	4B	9 5/8	7 3/8	1 1/8



COLORS


LEGEND - BLACK (NON-REF)

BACKGROUND - WHITE (REF)

DIMENSIONS (INCHES)

A	B	C	D	E	F	G	H	J
24	$\frac{3}{8}$	$\frac{5}{8}$	$3\frac{3}{4}$	3C	$10\frac{1}{8}$	$7\frac{3}{4}$	$4\frac{1}{16}$	$1\frac{1}{8}$
36	$\frac{5}{8}$	$\frac{7}{8}$	$5\frac{1}{4}$	5C	$15\frac{7}{8}$	$12\frac{7}{8}$	$6\frac{13}{16}$	$1\frac{5}{8}$

* - 36" REDUCE SPACING 25%



COLORS


CIRCLE & DIAGONAL - RED (REF)
 SYMBOL & BORDER - BLACK (NON-REF)
 BACKGROUND - WHITE (REF)

DIMENSIONS (INCHES)

A	B	C	D	E	F	G	H	J
18	3/8	5/8	3 1/2	5 1/2	6 3/8	7 7/8	1 1/2	1 1/8
24	3/8	5/8	4 1/2	7 1/2	8 1/2	10 1/2	2	1 1/8
30	1/2	3/4	5 3/4	9 1/4	10 5/8	13 1/8	2 1/2	1 3/8

* - SEE APPENDIX FOR SYMBOL DESIGN

R9-3A CODE	
18"	
24"	
30"	



COLORS

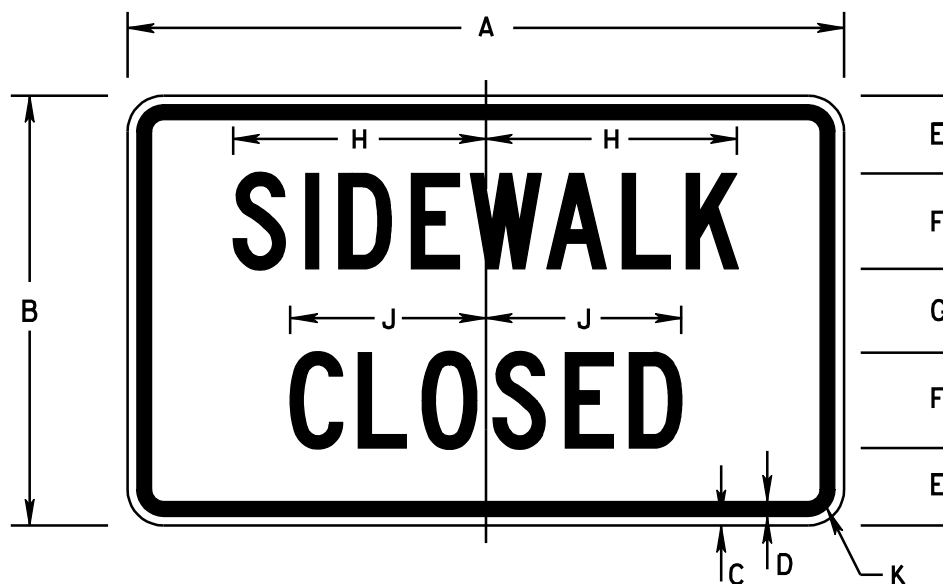
LEGEND - BLACK (NON-REF)
 BACKGROUND - WHITE (REF)

DIMENSIONS (INCHES)

A	B	C	D	E	F	G	H	J	K	L	M	N	P	Q	R	S	T
12	18	3/8	3/8	2	4B	1 1/2	2B	2	4 1/2	4	4 3/8	4 1/2	4 3/4	3/8	1 1/8	2 3/4	1 1/8

* - REDUCE SPACING 50%

** - SEE APPENDIX FOR SYMBOL DESIGN



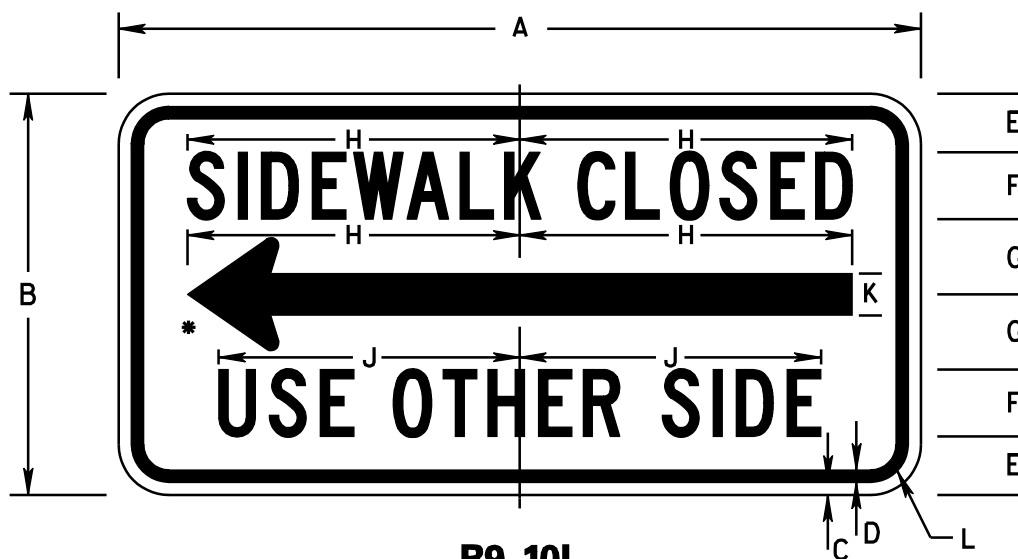
COLORS

LEGEND - BLACK (NON-REF)

BACKGROUND - WHITE (REF)

DIMENSIONS (INCHES)

A	B	C	D	E	F	G	H	J	K
30	18	$\frac{3}{8}$	$\frac{5}{8}$	$3\frac{1}{4}$	4C	$3\frac{1}{2}$	$12\frac{3}{4}$	$9\frac{7}{8}$	$1\frac{1}{8}$



R9-10L



R9-10R

COLORS

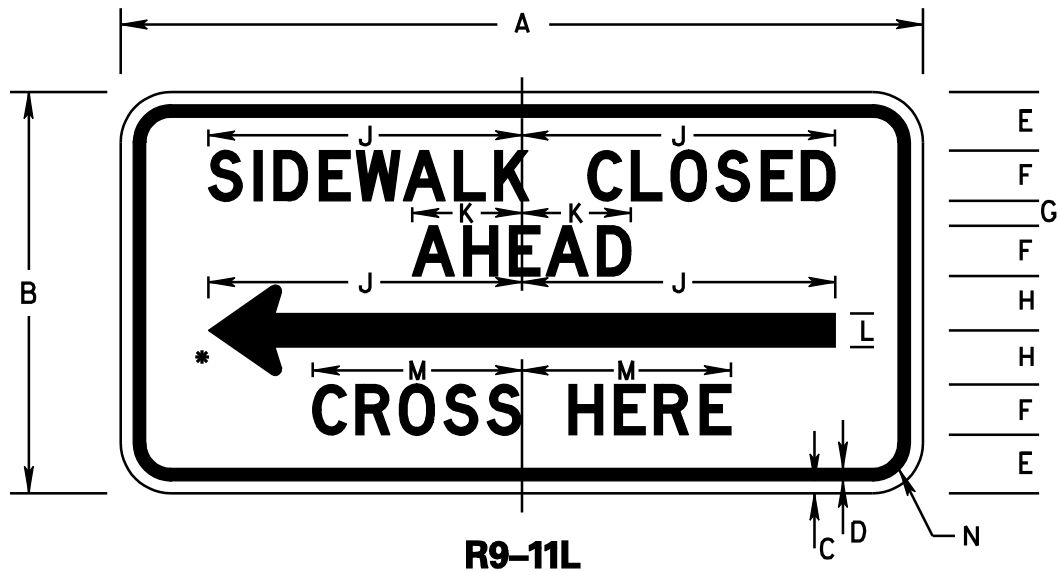
LEGEND - BLACK (NON-REF)
 BACKGROUND - WHITE (REF)

DIMENSIONS (INCHES)

A	B	C	D	E	F	G	H	J	K	L
24	12	3/8	3/8	1 3/4	2C	2 1/4	9 5/8	9	1 1/4	1 1/8

* - SEE APPENDIX FOR ARROW DESIGN

R9-10R CODE
24"x12"
R9-10L CODE
24"x12"

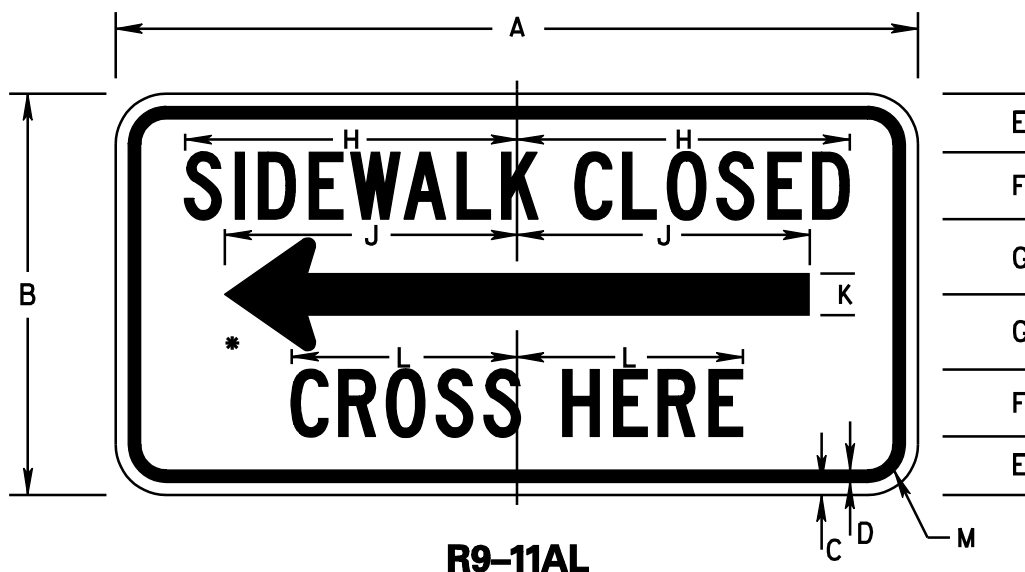


COLORS
 LEGEND - BLACK (NON-REF)
 BACKGROUND - WHITE (REF)

DIMENSIONS (INCHES)

A	B	C	D	E	F	G	H	J	K	L	M	N
24	12	$\frac{3}{8}$	$\frac{3}{8}$	$1\frac{3}{4}$	$1\frac{1}{2}$	$\frac{3}{4}$	$1\frac{5}{8}$	$9\frac{3}{8}$	$3\frac{1}{4}$	1	$6\frac{1}{4}$	$1\frac{1}{8}$

* - SEE APPENDIX FOR ARROW DESIGN



R9-11AL



R9-11AR

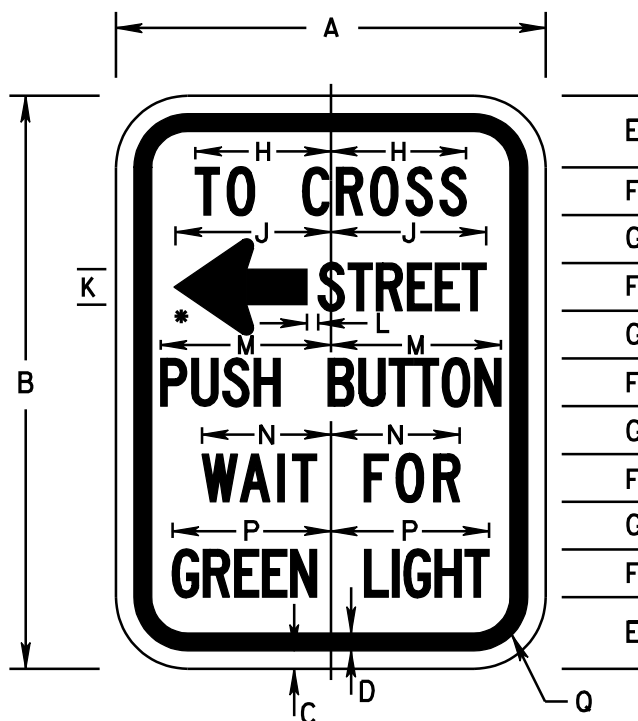
COLORS

LEGEND - BLACK (NON-REF)
 BACKGROUND - WHITE (REF)

DIMENSIONS (INCHES)

A	B	C	D	E	F	G	H	J	K	L	M
24	12	3/8	3/8	1 3/4	2C	2 1/4	9 15/16	8 3/4	1 1/4	6 3/4	1 1/8

* - SEE APPENDIX FOR ARROW DESIGN



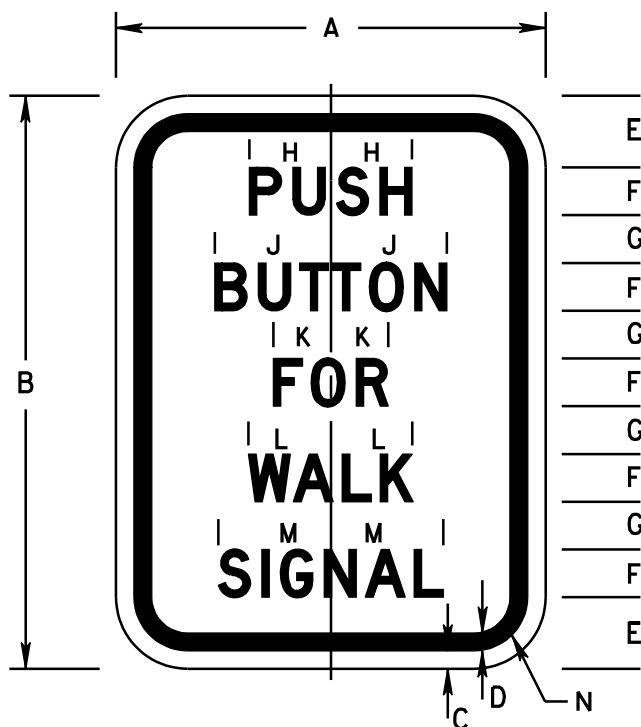
COLORS

LEGEND - BLACK (NON-REF)
 BACKGROUND - WHITE (REF)

DIMENSIONS (INCHES)

A	B	C	D	E	F	G	H	J	K	L	M	N	P	Q
9	12	3/8	3/8	1 1/2	1C	1	2 5/8	3 1/4	3/4	1/2	3 5/16	2 1/2	3 1/16	1 1/8

* - SEE APPENDIX FOR ARROW DESIGN

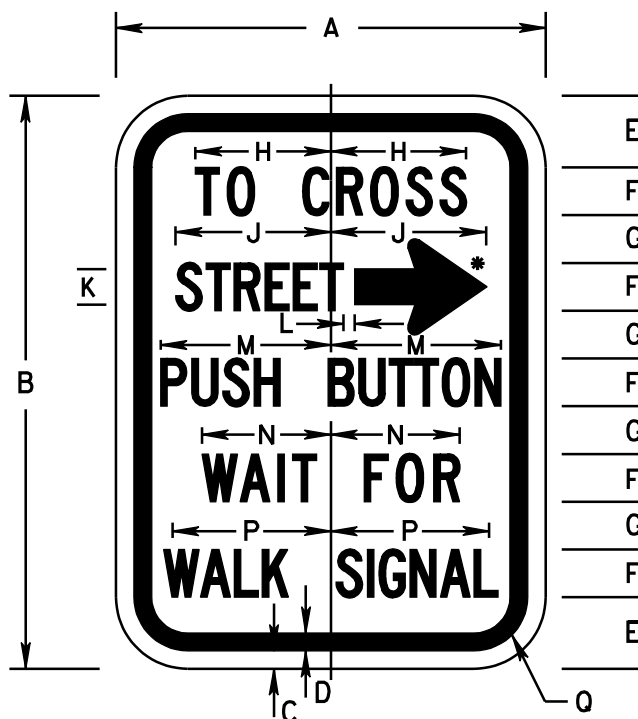


COLORS

LEGEND - BLACK (NON-REF)
 BACKGROUND - WHITE (REF)

DIMENSIONS (INCHES)

A	B	C	D	E	F	G	H	J	K	L	M	N
9	12	3/8	3/8	1 1/2	1D	1	1 7/8	2 13/16	1 5/16	2	2 9/16	1 1/8



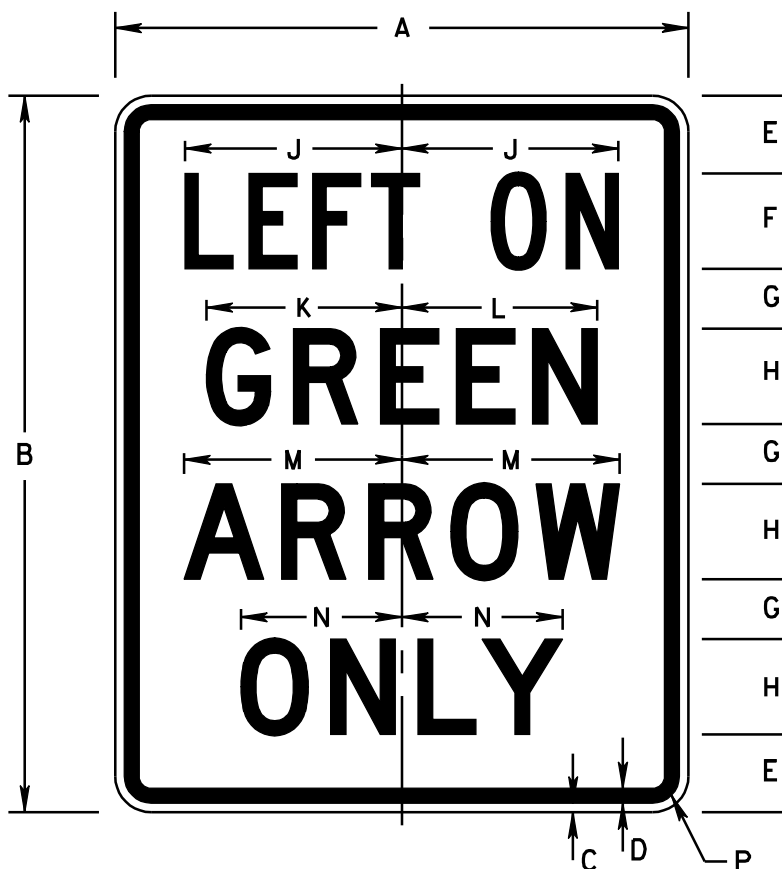
COLORS

LEGEND - BLACK (NON-REF)
 BACKGROUND - WHITE (REF)

DIMENSIONS (INCHES)

A	B	C	D	E	F	G	H	J	K	L	M	N	P	Q
9	12	3/8	3/8	1 1/2	1C	1	2 5/8	3 1/4	3/4	1/2	3 5/16	2 1/2	3 1/4	1 1/8

* - SEE APPENDIX FOR ARROW DESIGN



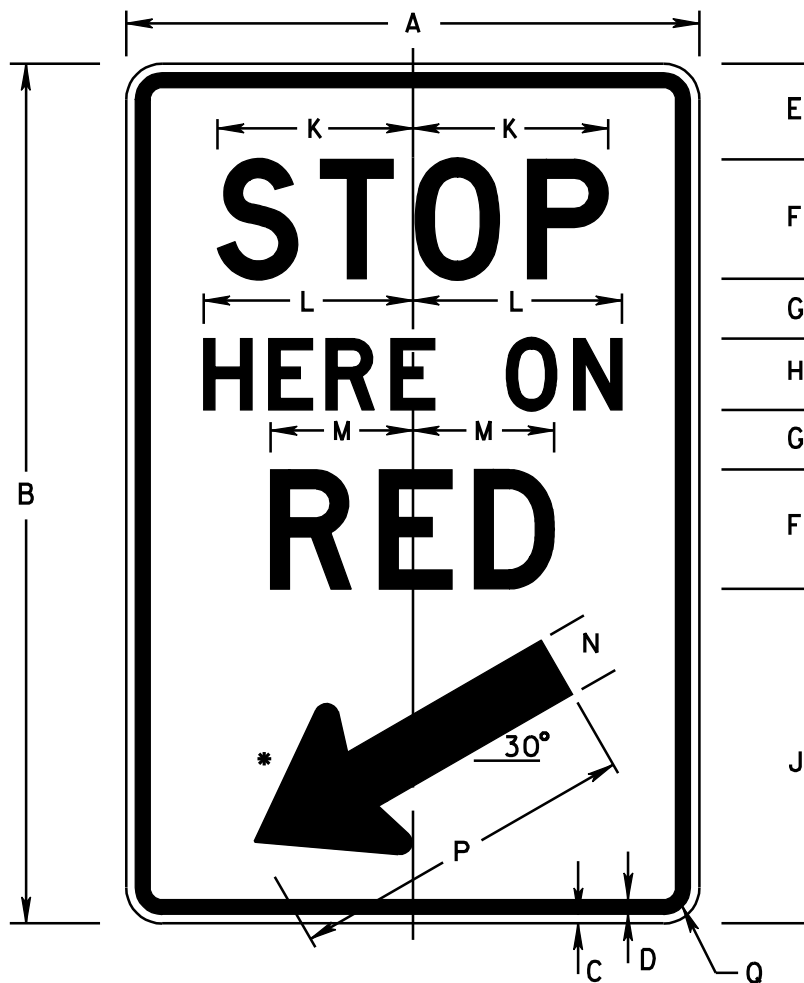
COLORS

LEGEND - BLACK (NON-REF)
 BACKGROUND - WHITE (REF)

DIMENSIONS (INCHES)

A	B	C	D	E	F	G	H	J	K	L	M	N	P
18	24	3/8	5/8	3	3C	2	3D	7 1/8	6 1/4	6	6 7/8	5	1 1/8
24	30	3/8	5/8	3 1/4	4C	2 1/2	4D	9	8 3/8	8	9 1/8	6 3/4	1 1/8
30	36	1/2	3/4	4 1/4	5C	2 1/2	5D	11 7/8	10 1/2	10	11 3/8	8 3/8	1 3/8

R10-5 CODE	
18 "x24"	
24 "x30"	
30 "x36"	



R10-6L



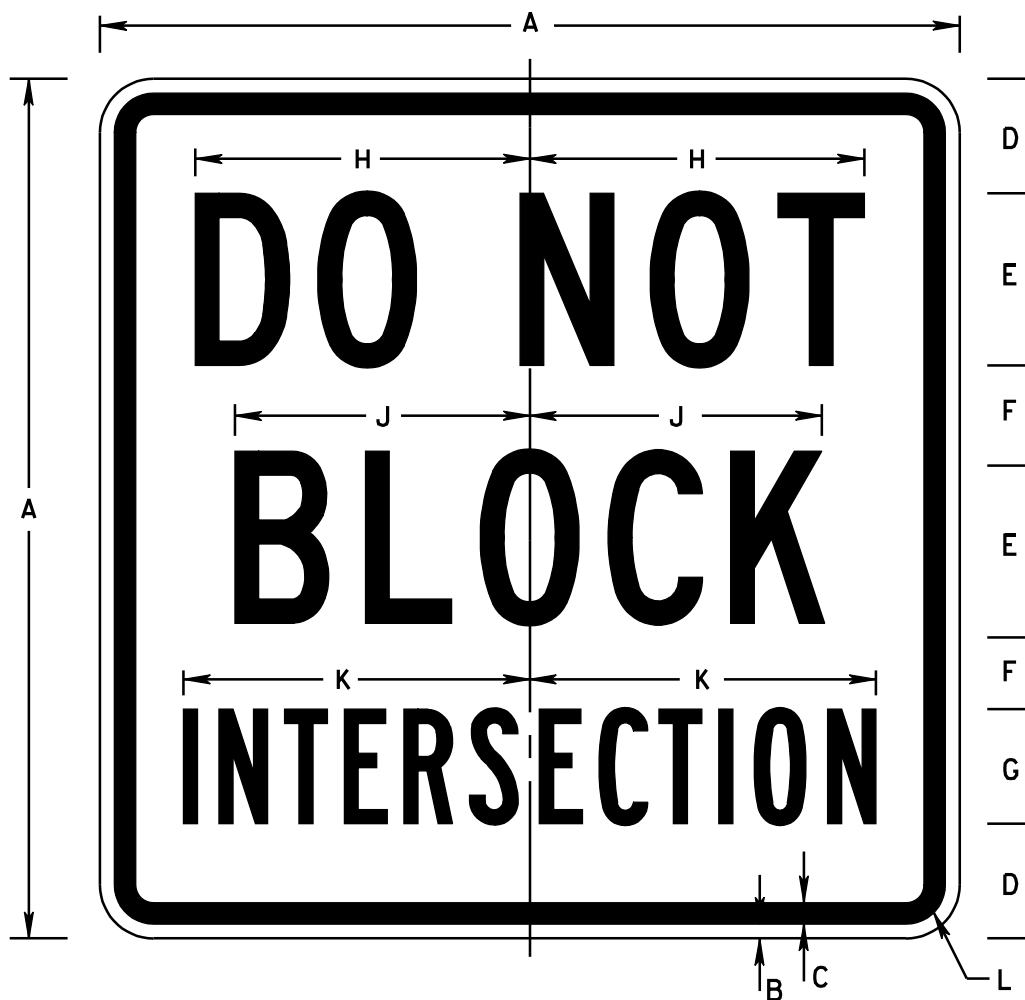
R10-6R

COLORS
 LEGEND - BLACK (NON-REF)
 BACKGROUND - WHITE (REF)

DIMENSIONS (INCHES)

A	B	C	D	E	F	G	H	J	K	L	M	N	P	Q
24	36	3/8	5/8	4	5D	2 1/2	3D	14	8 3/16	9	5 15/16	2 5/8	14 5/8	1 1/8

* - SEE APPENDIX FOR ARROW DESIGN
 TAPERED SHAFT ARROW MAY BE USED

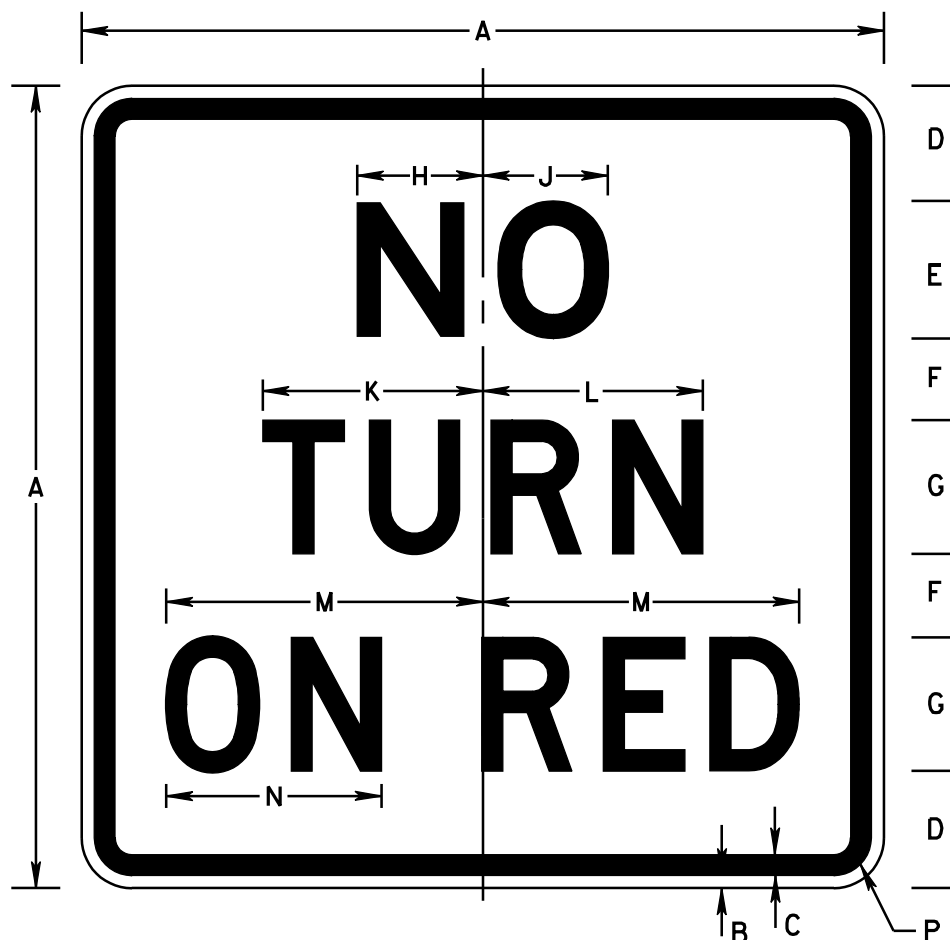


COLORS

LEGEND - BLACK (NON-REF)
 BACKGROUND - WHITE (REF)

DIMENSIONS (INCHES)

A	B	C	D	E	F	G	H	J	K	L
30	1/2	3/4	4	6C	3	4B	1 11/16	10 5/16	12 1/16	1 3/8




COLORS

LEGEND - BLACK (NON-REF)
 BACKGROUND - WHITE (REF)

DIMENSIONS (INCHES)

A	B	C	D	E	F	G	H	J	K	L	M	N	P
18	3/8	5/8	2 3/4	3E	1 3/4	3D	2 15/16	3 1/16	5	4 7/8	7 1/8	5 1/4	1 1/8
24	3/8	5/8	3 1/2	4E	2 1/2	4D	3 7/8	4 1/8	6 5/8	6 1/2	9 1/2	6 1/2	1 1/8
30	1/2	3/4	4 1/2	5E	3	5D	4 13/16	5 3/16	8 1/4	8 1/8	11 7/8	7 3/4	1 3/8

R10-11B CODE	
18"	
24"	011047
30"	011050



COLORS

- LEGEND - BLACK (NON-REF)
- BACKGROUND - WHITE (REF)
- CIRCULAR SYMBOL - GREEN (REF)

DIMENSIONS (INCHES)

A	B	C	D	E	F	G	H	J	K	L	M	N	P
24	30	3/8	5/8	3	3C	2	4C	8	10	6	9 1/4	4	1 1/8
36	48	5/8	7/8	4	5C	3	7C	14	15	10 5/16	14 3/8	7	1 5/8

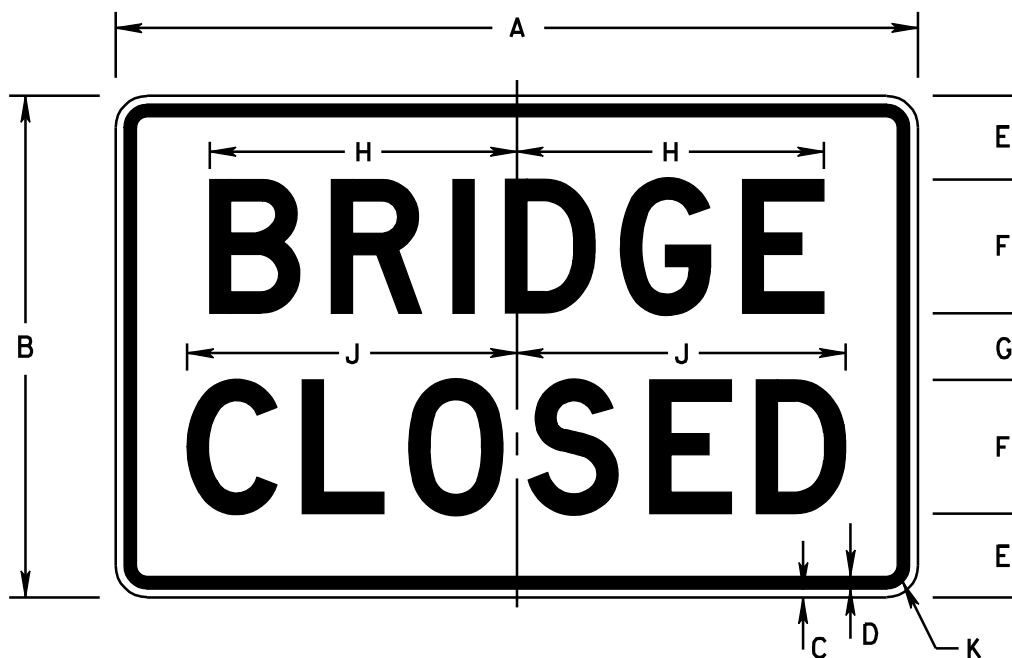


COLORS

LEGEND - BLACK (NON-REF)
 BACKGROUND - WHITE (REF)

DIMENSIONS (INCHES)

A	B	C	D	E	F	G	H	J	K	L
48	30	1/2	3/4	5	8D	4	13 1/4	13 1/2	19	1 3/8



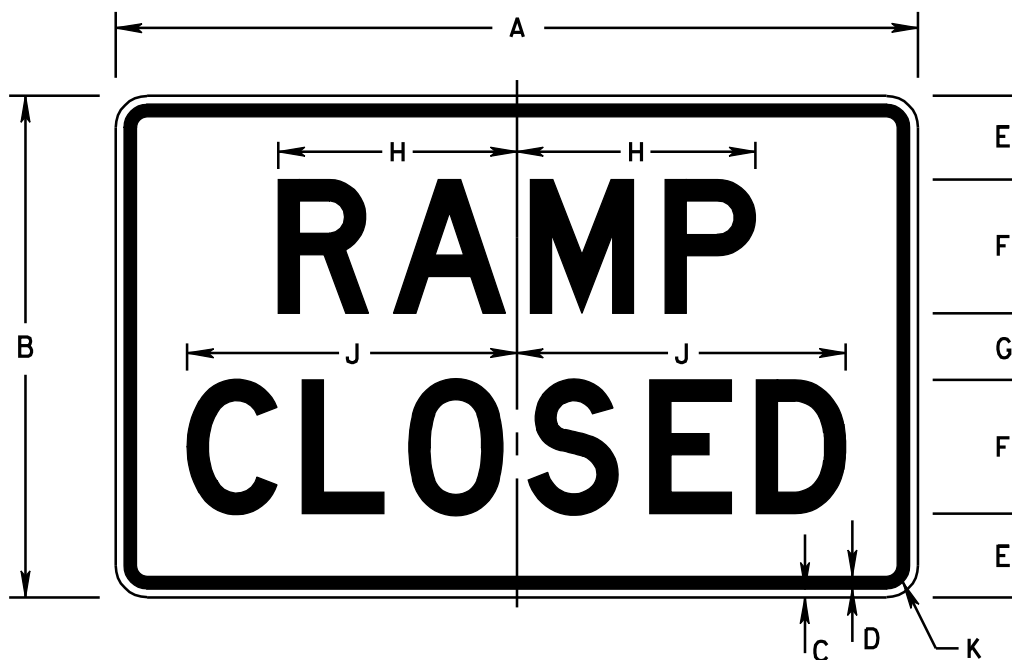
COLORS

LEGEND - BLACK (NON-REF)

BACKGROUND - WHITE (REF)

DIMENSIONS (INCHES)

A	B	C	D	E	F	G	H	J	K
48	30	1/2	3/4	5	8D	4	18 3/8	19 11/16	1 3/8




COLORS

LEGEND - BLACK (NON-REF)

BACKGROUND - WHITE (REF)

DIMENSIONS (INCHES)

A	B	C	D	E	F	G	H	J	K
48	30	1/2	3/4	5	8D	4	14 1/4	19 11/16	1 3/8

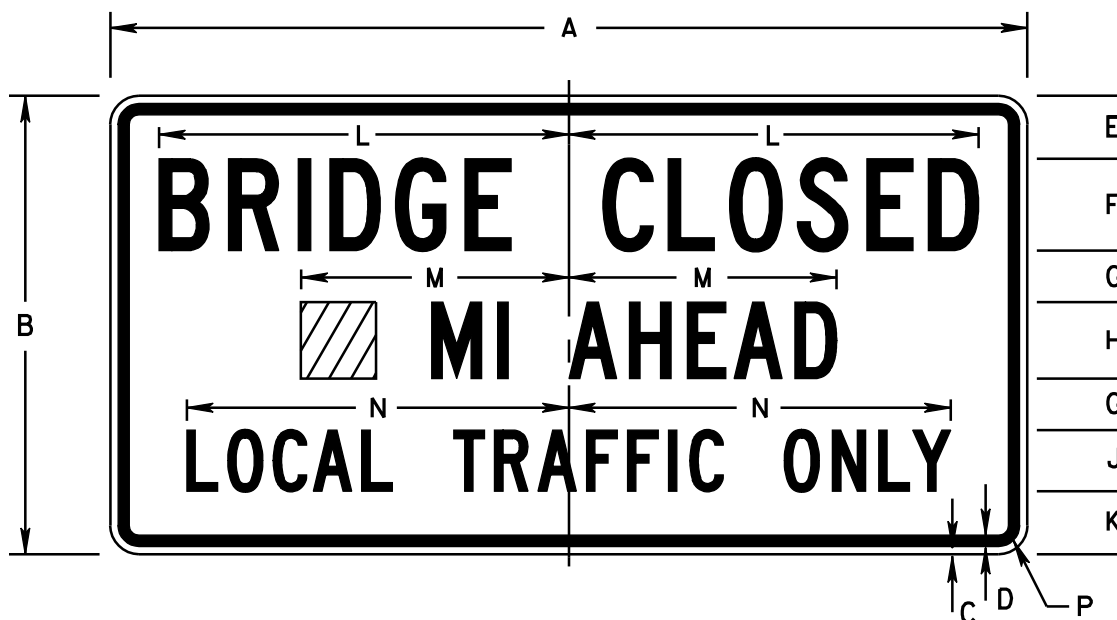


COLORS

LEGEND - BLACK (NON-REF)
 BACKGROUND - WHITE (REF)

DIMENSIONS (INCHES)

A	B	C	D	E	F	G	H	J	K	L	M	N	P
60	30	1/2	3/4	4	6C	3 3/8	5C	4C	4 1/4	22 3/16	17 9/16	24 5/16	1 3/8




COLORS

LEGEND - BLACK (NON-REF)
 BACKGROUND - WHITE (REF)

DIMENSIONS (INCHES)

A	B	C	D	E	F	G	H	J	K	L	M	N	P
60	30	1/2	3/4	4	6C	3 3/8	5C	4C	4 1/4	26 5/16	17 9/16	24 5/16	1 3/8




COLORS

LEGEND - BLACK (NON-REF)
 BACKGROUND - WHITE (REF)

DIMENSIONS (INCHES)

A	B	C	D	E	F	G	H	J	K	L	M	N
60	30	1/2	3/4	4	6C	2 1/2	5C	23 9/16	24	3 5/8	24 1/4	1 3/8



COLORS


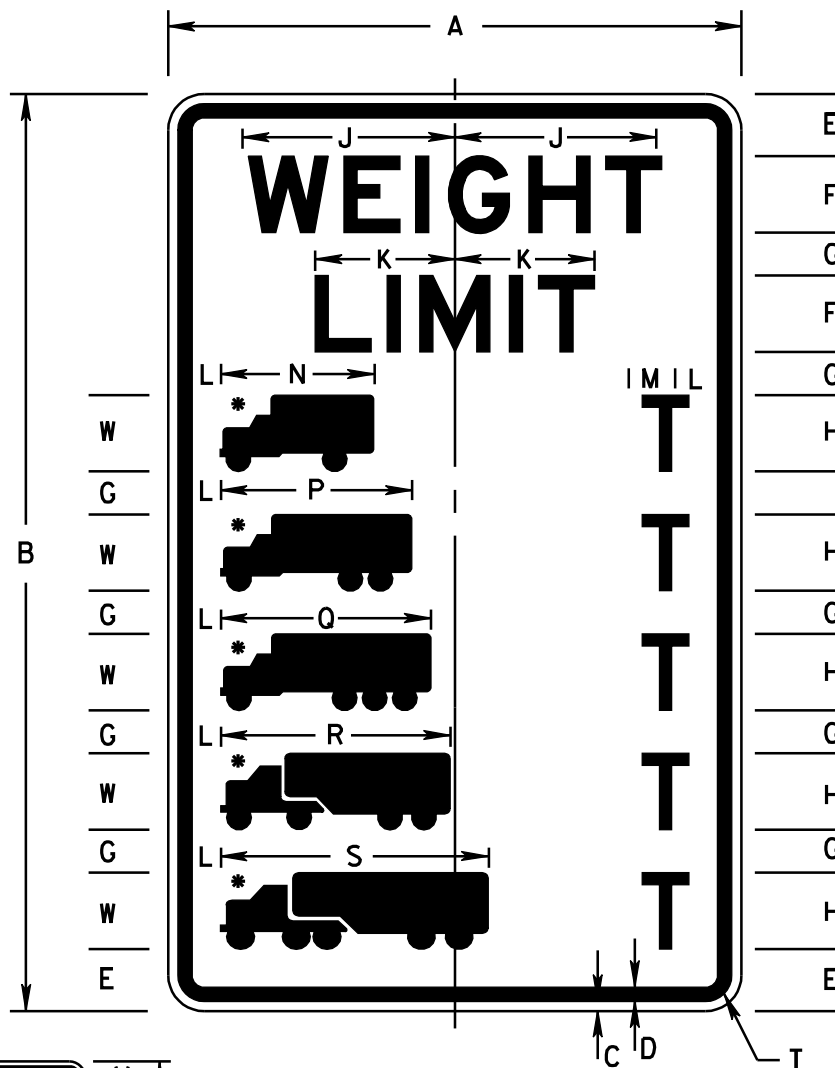
LEGEND - BLACK (NON-REF)

BACKGROUND - WHITE (REF)

DIMENSIONS (INCHES)

A	B	C	D	E	F	G	H	J	K	L	M	N	P	Q
24	30	3/8	5/8	3	4D	1 3/4	2 1/8	5E	5D	9	9 1/2	6 5/16	8 1/4	1 1/8
36	48	5/8	7/8	4 3/4	6D	3	3 3/4	8E	8D	13 1/2	14 1/4	9 7/16	13 1/4	1 5/8

* OPTICALLY SPACE NUMERALS ABOUT VERTICAL CENTERLINE



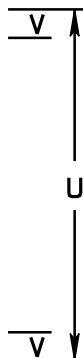

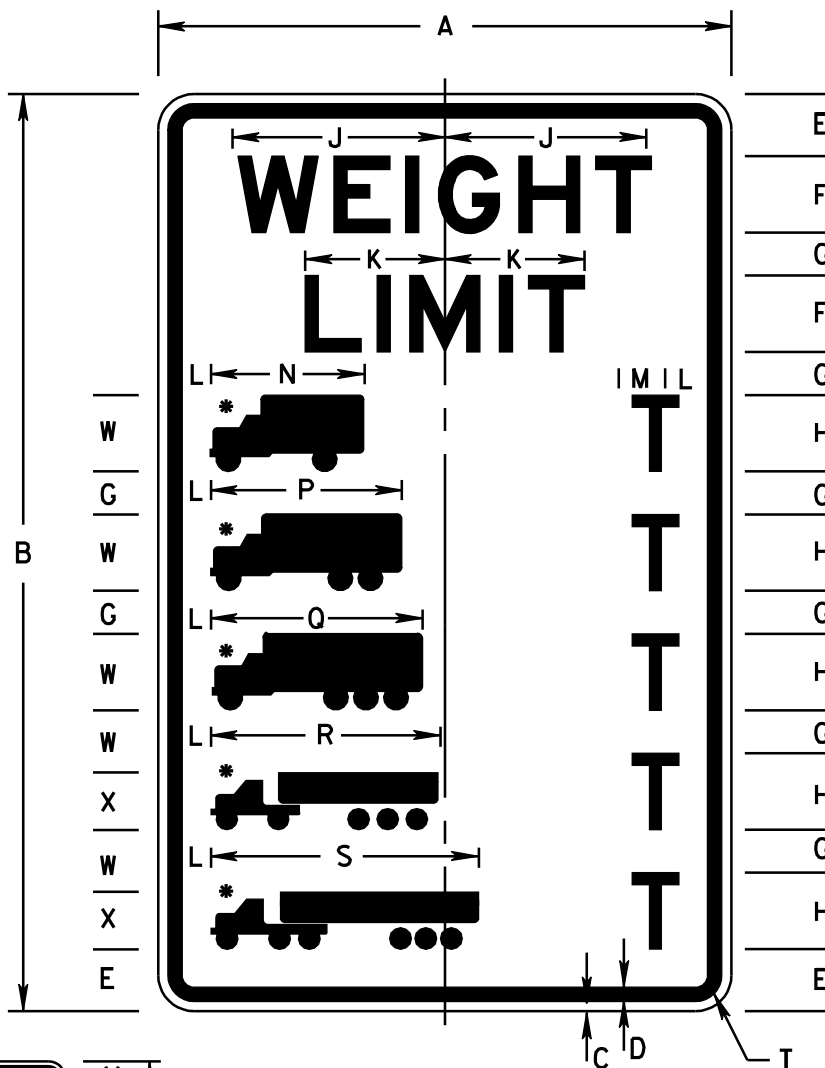
COLORS
 LEGEND - BLACK (NON-REF)
 BACKGROUND - WHITE (REF)

DIMENSIONS (INCHES)

A	B	C	D	E	F	G	H	J	K	L	M	N
30	48	1/2	3/4	3 1/4	4E	2 1/4	4D	10 13/16	7 3/16	2 3/4	2 7/16	8

P	Q	R	S	T	U	V	W
10	11	12	14	1 3/8	42	3 3/8	4

* - SEE APPENDIX FOR SYMBOL DESIGN




COLORS
 LEGEND - BLACK (NON-REF)
 BACKGROUND - WHITE (REF)

DIMENSIONS (INCHES)

A	B	C	D	E	F	G	H	J	K	L	M	N
30	48	1/2	3/4	3/4	4E	2 1/4	4D	10 15/16	7 3/16	2 3/4	2 7/16	8

P	Q	R	S	T	U	V	W	X
10	11	12	14	1 3/8	42	3 3/8	4	3

* - SEE APPENDIX FOR SYMBOL DESIGN
 FOR USE ON COAL RESOURCE TRANSPORTATION ROUTES ONLY



COLORS

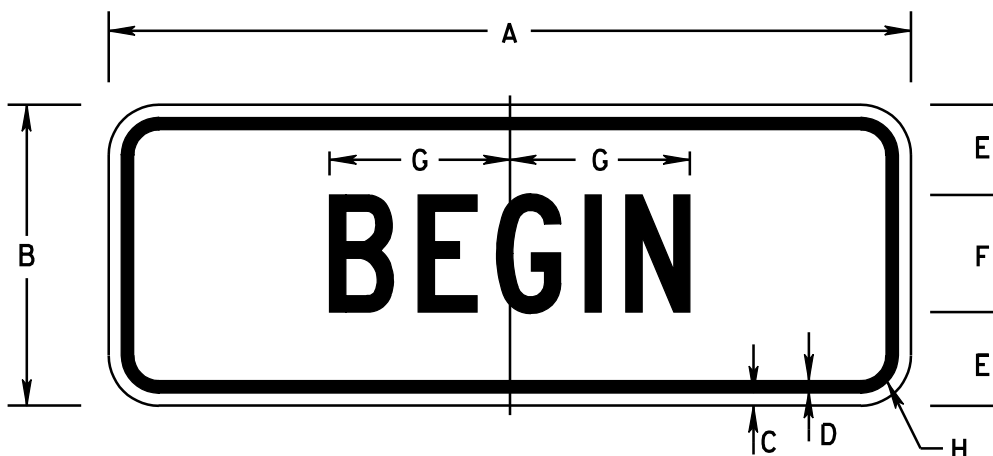
LEGEND - BLACK (NON-REF)
 BACKGROUND - WHITE (REF)

DIMENSIONS (INCHES)

A	B	C	D	E	F	G	H	J	K	L	M
24	3/8	5/8	4	5	2C	3 1/2	1 1/2 C	9 3/8	2 11/16	8 3/8	1 1/8

FOR USE ON COAL RESOURCE TRANSPORTATION ROUTES ONLY

* - SEE APPENDIX FOR SYMBOL DESIGN



COLORS

LEGEND - BLACK (NON-REF)

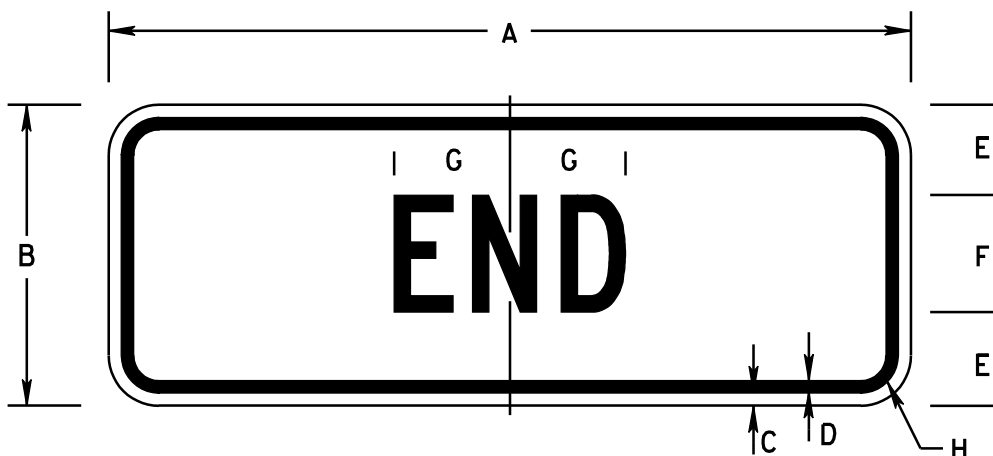
BACKGROUND - WHITE (REF)

DIMENSIONS (INCHES)

A	B	C	D	E	F	G	H
24	9	$\frac{3}{8}$	$\frac{3}{8}$	$2\frac{3}{4}$	$3\frac{1}{2}$	$5\frac{3}{8}$	$1\frac{1}{8}$

FOR USE ON COAL RESOURCE TRANSPORTATION ROUTES ONLY

USED EXCLUSIVELY WITH R12-5C



COLORS

LEGEND - BLACK (NON-REF)

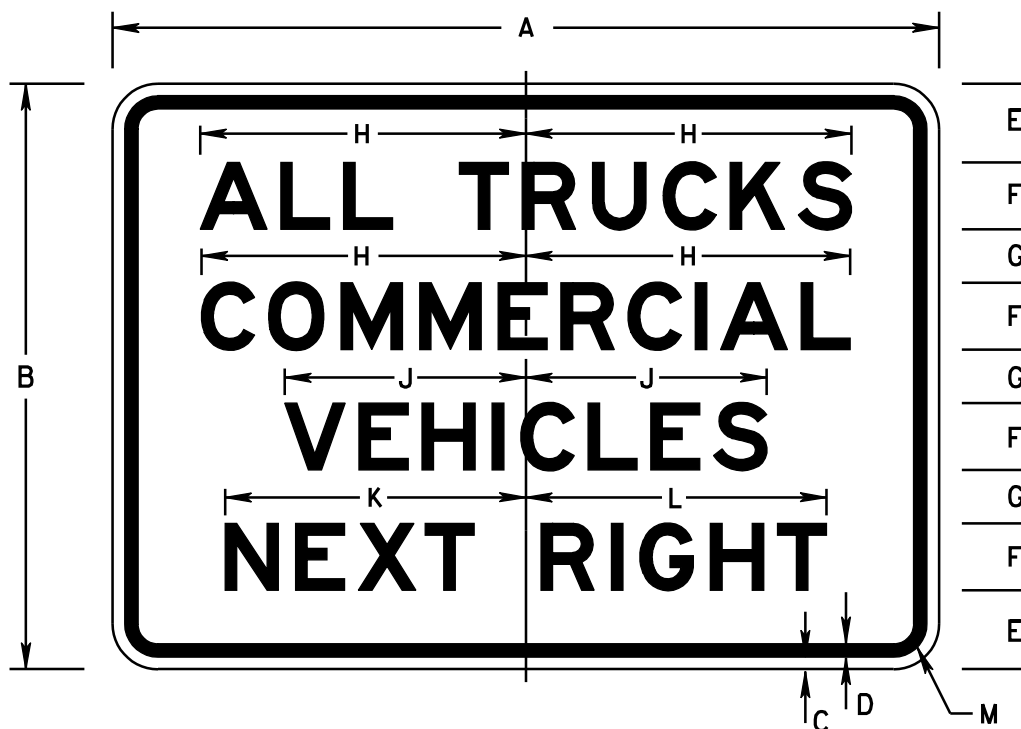
BACKGROUND - WHITE (REF)

DIMENSIONS (INCHES)

A	B	C	D	E	F	G	H
24	9	$\frac{3}{8}$	$\frac{3}{8}$	$2\frac{3}{4}$	$3\frac{1}{2}$	$3\frac{7}{16}$	$1\frac{1}{8}$

FOR USE ON COAL RESOURCE TRANSPORTATION ROUTES ONLY

USED EXCLUSIVELY WITH R12-5C



COLORS

LEGEND - BLACK (NON-REF)
 BACKGROUND - WHITE (REF)

DIMENSIONS (INCHES)

A	B	C	D	E	F	G	H	J	K	L	M
72	48	3/4	1 1/4	6	6E	4	29 7/8	21 3/4	26 1/2	27 1/2	2 1/4
96	66	1	1 1/2	8	8E	6	39 3/4	28 7/8	35 1/4	36 3/4	2 3/4
120	84	1	1 1/2	10	10E	8	49 5/8	36 1/8	44	46	2 3/4

120X84 SIZE SHALL BE EXTRUDED PANEL

R13-1 CODE	
72"x48"	
96"x66"	
120"x84"	



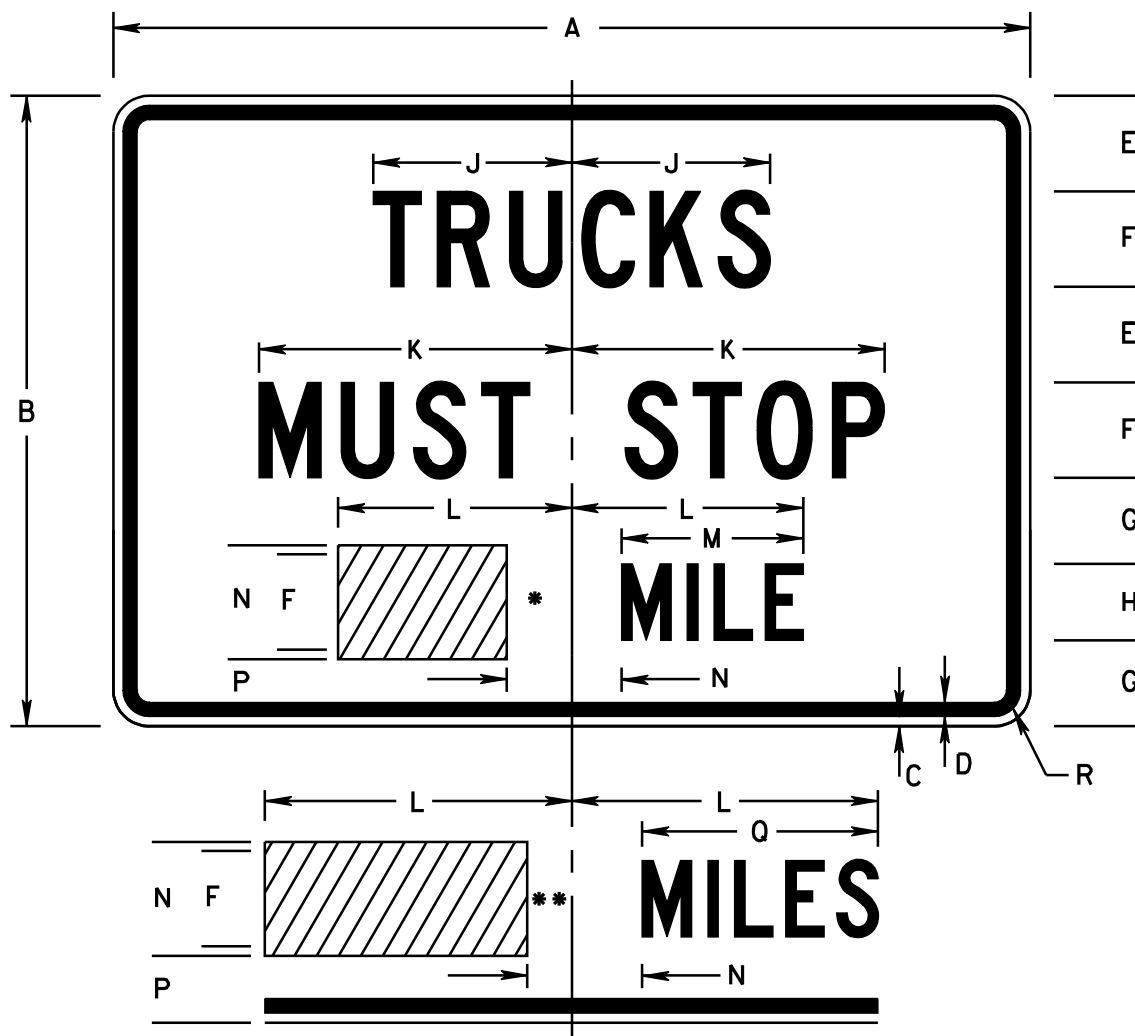
COLORS

LEGEND - BLACK (NON-REF)

BACKGROUND - WHITE (REF)

DIMENSIONS (INCHES)

A	B	C	D	E	F	G	H	J	K	L	M	N	P
42	48	5/8	7/8	4 1/2	5D	3	6D	6 1/16	15	15	5 3/4	9 13/16	1 5/8



COLORS

LEGEND - BLACK (NON-REF)
 BACKGROUND - WHITE (REF)

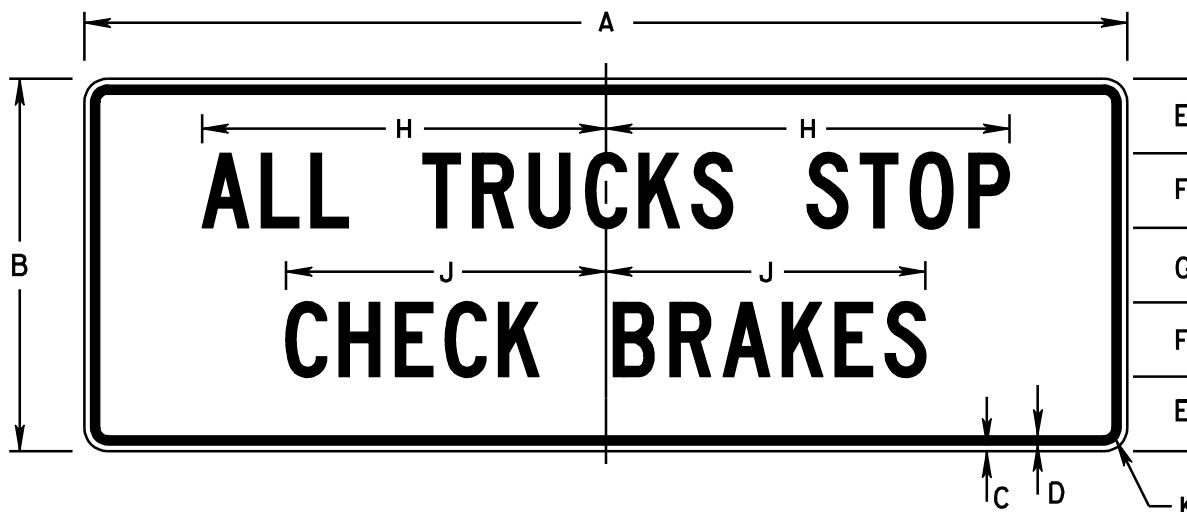
DIMENSIONS (INCHES)

A	B	C	D	E	F	G	H	J	K	L	M	N	P	Q	R
96	66	1	1 1/2	10	10C	9	8C	20 11/16	35 1/4	VAR	19 1/16	12	7	24 11/16	2 3/4

USE 8" C FOR FRACTION

* - FRACTION OR WHOLE NUMBER

** - WHOLE NUMBER OR WHOLE NUMBER AND FRACTION



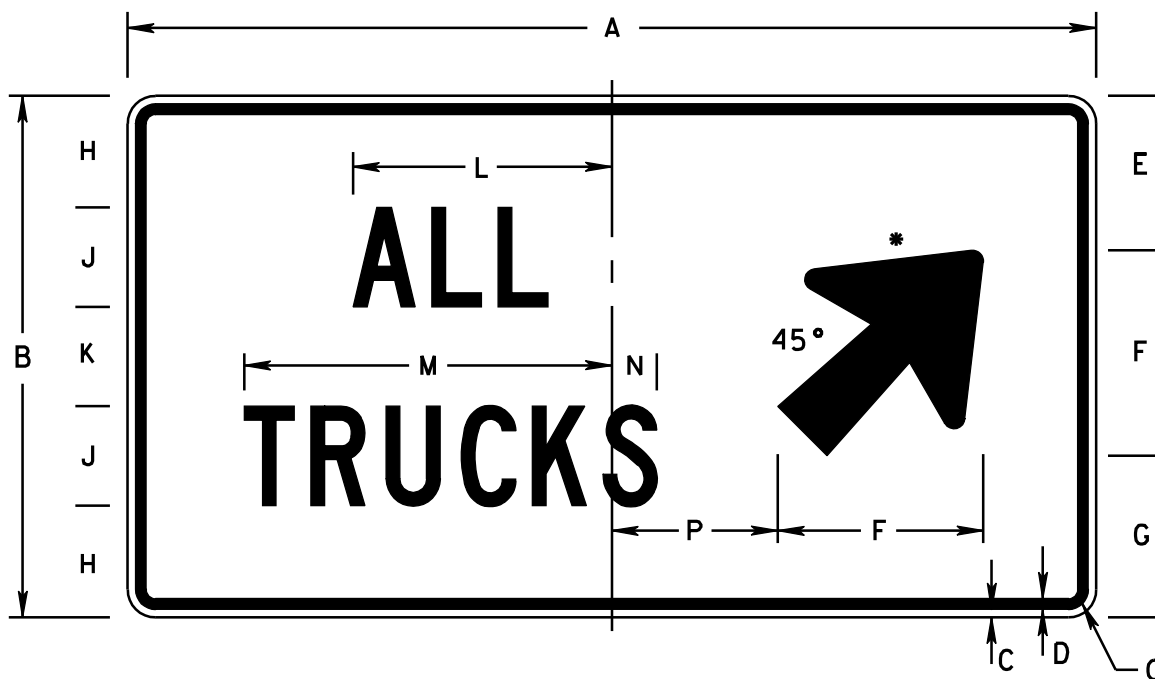
COLORS

LEGEND - BLACK (NON-REF)

BACKGROUND - WHITE (REF)

DIMENSIONS (INCHES)

A	B	C	D	E	F	G	H	J	K
84	30	1/2	3/4	6	6C	6	33 7/8	27 5/16	1 3/8
114	42	5/8	7/8	9	8C	8	47 3/8	36 3/8	1 5/8



COLORS

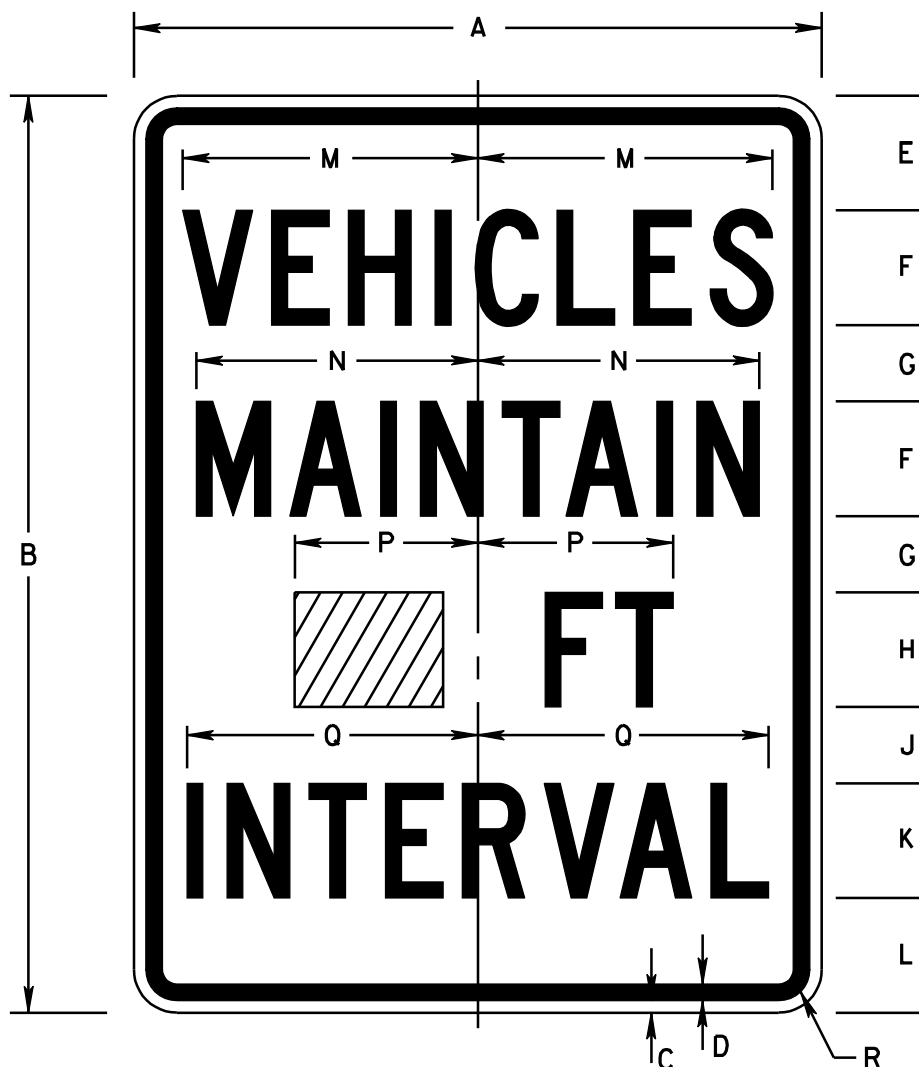
LEGEND - BLACK (NON-REF)

BACKGROUND - WHITE (REF)

DIMENSIONS (INCHES)

A	B	C	D	E	F	G	H	J	K	L	M	N	P	Q
78	42	5/8	7/8	12 11/16	16 5/8	12 11/16	9	8C	8	20 13/16	29 9/16	3 11/16	13 1/16	1 5/8

* - SEE APPENDIX FOR ARROW DESIGN




COLORS

LEGEND - BLACK (NON-REF)
 BACKGROUND - WHITE (REF)

DIMENSIONS (INCHES)

A	B	C	D	E	F	G	H	J	K	L	M	N	P	Q	R
36	48	5/8	7/8	6	6C	4	6C	4	6C	6	15 7/16	14 3/4	11 1/2	15 1/4	1 5/8
48	60	3/4	1 1/4	8	8C	5 1/2	8D	5	6D	6	20 9/16	19 11/16	17 5/8	18 7/16	2 1/4




COLORS

LEGEND - BLACK (NON-REF)
 BACKGROUND - WHITE (REF)

DIMENSIONS (INCHES)

A	B	C	D	E	F	G	H	J	K	L	M	N	P	Q
36	48	5/8	7/8	5	5D	3 1/2	4D	5C	12 1/2	8 3/8	12 5/16	12 1/4	12 11/16	1 5/8
48	60	3/4	1 1/4	5	8C	3	8C	8C	16 5/8	12 9/16	19 11/16	17 11/16	20 5/16	2 1/4

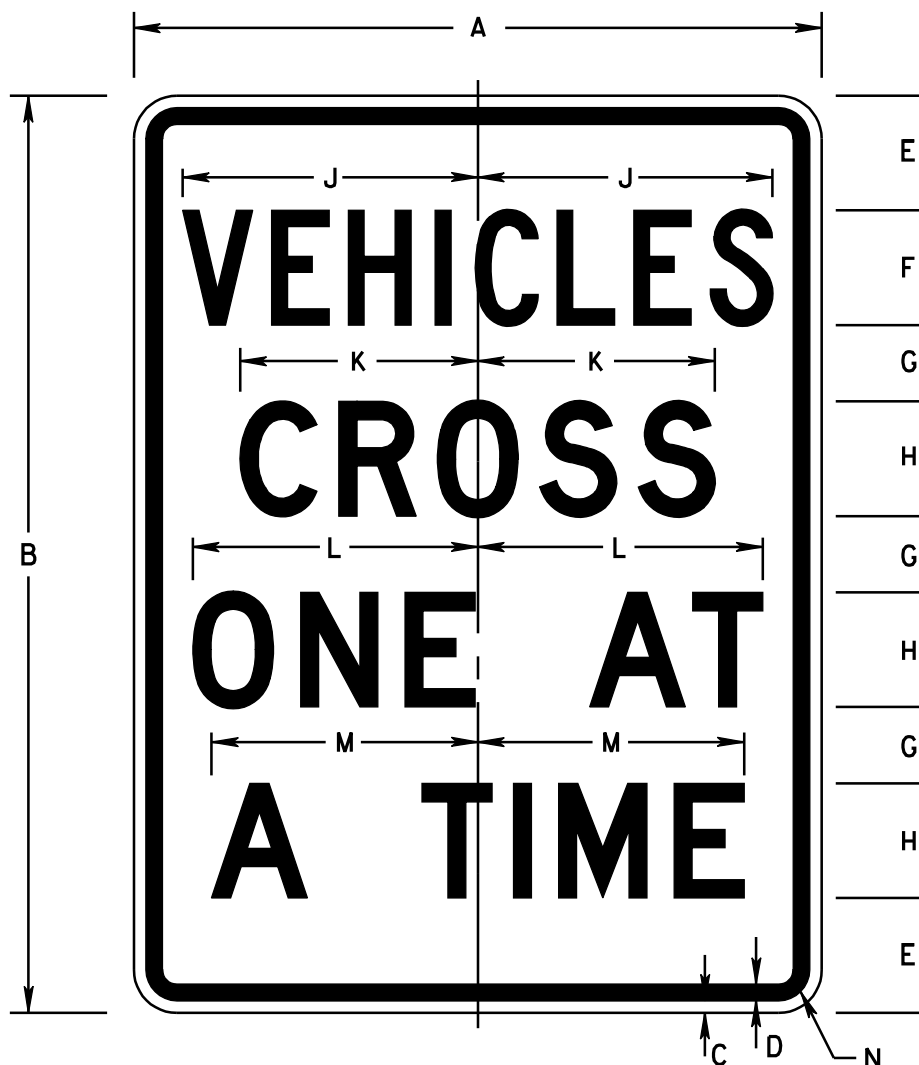


COLORS

LEGEND - BLACK (NON-REF)
 BACKGROUND - WHITE (REF)

DIMENSIONS (INCHES)

A	B	C	D	E	F	G	H	J	K	L	M	N	P	Q
36	48	5/8	7/8	4 1/2	5D	3 1/2	4D	4	12 1/2	8 3/4	10 3/8	12 3/8	11 9/16	1 5/8
48	60	3/4	1 1/4	5	7D	4	6D	4	17 1/2	12 9/16	14 1/2	17 1/4	16 1/4	2 1/4




COLORS

LEGEND - BLACK (NON-REF)

BACKGROUND - WHITE (REF)

DIMENSIONS (INCHES)

A	B	C	D	E	F	G	H	J	K	L	M	N
36	48	5/8	7/8	6	6C	4	6D	15 7/16	12 3/8	14 7/8	13 15/16	1 5/8
48	60	3/4	1 1/4	6 1/2	8C	5	8D	20 9/16	16 9/16	19 7/8	18 9/16	2 1/4




COLORS

LEGEND - BLACK (NON-REF)

BACKGROUND - WHITE (REF)

DIMENSIONS (INCHES)

A	B	C	D	E	F	G	H	J	K
30	18	3/8	5/8	3 1/2	4C	3	12	8 13/16	1 1/8



COLORS
 LEGEND - BLACK (NON-REF)
 TOP BACKGROUND - WHITE (REF)
 BOTTOM BACKGROUND - YELLOW (REF)

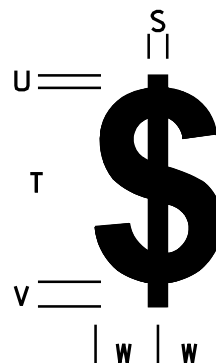
DIMENSIONS (INCHES)

A	B	C	D	E	F	G	H	J	K	L	M	N	P	Q	R	S	
18	24	3/8	5/8	2	1 3/4	1 5/16	5/8	2 1/4	1 1/2	1 1/2	LC	8	7	6 15/16	1 5/8	5 1/2	1 1/8
30	42	1/2	3/4	3 3/4	3E	2 7/16	3/4	4E	2 3/8	3LC	13 7/8	12 1/16	12 3/16	2 7/8	10	1 3/8	

* - SEE APPENDIX FOR SYMBOL DESIGN



COLORS
 LEGEND - BLACK (NON-REF)
 BACKGROUND - WHITE (REF)



DIMENSIONS (INCHES)

A	B	C	D	E	F	G	H	J	K	L	M	N	P	Q
30	24	3/8	5/8	2 3/8	3D	2	2C	1 5/8	10 1/8	9 7/8	11 1/8	11 9/16	6 1/16	1 1/2
54	48	3/4	1 1/4	5 1/4	6D	3 1/2	4C	3 1/4	20 5/16	19 3/4	22 1/16	22 1/4	11 11/16	3

R	S	T	U	V	W	X
1	1/8	1 1/4	1/16	3/16	7/16	1 1/8
1 3/4	1/4	2 1/2	3/16	5/16	13/16	2 1/4



COLORS

LEGEND - BLACK (NON-REF)
 BACKGROUND - WHITE (REF)

DIMENSIONS (INCHES)

A	B	C	D	E	F	G	H	J	K	L	M	N	P
30	24	3/8	5/8	4	3C	1 3/4	1/2	3	9 7/16	1 1/4	10 1/4	12 15/16	1 1/8

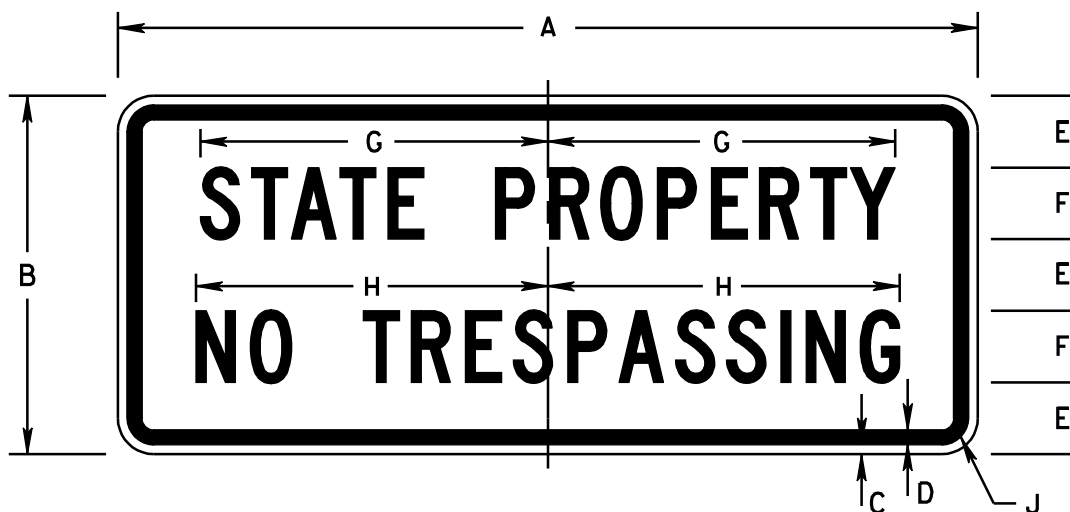


COLORS

LEGEND - BLACK (NON-REF)
 BACKGROUND - WHITE (REF)

DIMENSIONS (INCHES)

A	B	C	D	E	F	G	H	J	K	L	M	N	P	Q
30	24	3/8	5/8	2 3/4	3C	2 1/2	1/2	2	9 1/2	1 1/4	12 11/16	8 1/8	7 11/16	1 1/8



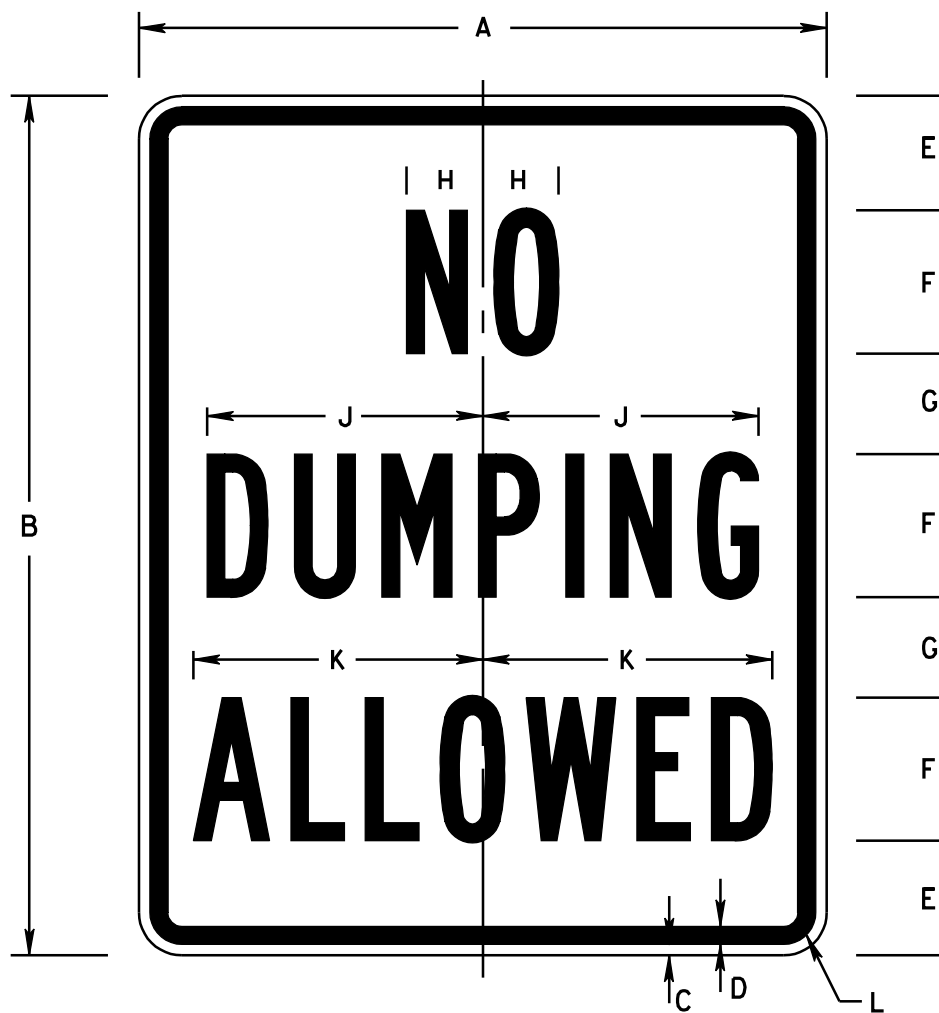
COLORS

LEGEND - RED (REF)

BACKGROUND - WHITE (REF)

DIMENSIONS (INCHES)

A	B	C	D	E	F	G	H	J
36	15	3/8	5/8	3	3C	15 1/4	15 1/2	1 1/8




COLORS

LEGEND - BLACK (NON-REF)
 BACKGROUND - WHITE (REF)

DIMENSIONS (INCHES)

A	B	C	D	E	F	G	H	J	K	L
24	30	3/8	5/8	4	5B	3 1/2	2 5/8	9 9/16	10 1/16	1 1/8



COLORS

LEGEND - BLACK (NON-REF)
 BACKGROUND - WHITE (REF)

DIMENSIONS (INCHES)

A	B	C	D	E	F	G	H	J	K	L	M	N
18	24	3/8	5/8	2 1/2	4D	3C	2	3 1/4	6 1/4	4 1/4	5 13/16	1 1/8



COLORS

LEGEND - BLACK (NON-REF)
 TOP BACKGROUND - ORANGE (REF)
 BOTTOM BACKGROUND - WHITE (REF)

DIMENSIONS (INCHES)

A	B	C	D	E	F	G	H	J	K	L	M	N
72	60	1	1 1/4	9	6E	5 7/8	8E	7	27 1/4	16 5/8	27 1/2	3