



Department of Administration  
 Purchasing Division  
 2019 Washington Street East  
 Post Office Box 50130  
 Charleston, WV 25305-0130

**State of West Virginia  
 Solicitation Response**

**Proc Folder:** 1151916  
**Solicitation Description:** MIXER PUMP GROUT MACHINE  
**Proc Type:** Agency Purchase Order

Solicitation Closes	Solicitation Response	Version
2023-01-26 14:30	SR 0803 ESR01252300000003326	1

**VENDOR**  
 000000182029  
 FORM TECH CONCRETE FORMS INC

**Solicitation Number:** ARFQ 0803 DOT2300000039  
**Total Bid:** 27778  
**Response Date:** 2023-01-25  
**Response Time:** 12:10:11  
**Comments:**

**FOR INFORMATION CONTACT THE BUYER**  
 Amber J Heath  
 304-414-7105  
 amber.j.heath@wv.gov

**Vendor Signature X** **FEIN#** **DATE**

All offers subject to all terms and conditions contained in this solicitation

Line	Comm Ln Desc	Qty	Unit Issue	Unit Price	Ln Total Or Contract Amount
1	MIXER PUMP GROUT MACHINE	1.00000	EA	27778.000000	27778.00

Comm Code	Manufacturer	Specification	Model #
20121109			

**Commodity Line Comments:** FOB Delivered  
See attachment for Diesel Option and accessory options if desired.


**Extended Description:**  
MIXER PUMP GROUT MACHINE

**ChemGrout®**

# CG-500 Versatile Series

The CG-500 Series are balanced systems that enable high volume production and continuous mixing for a broad range of applications.

**CG500/2C6/A**  
**Air Powered**



Specially designed mix tank provides high shearing action for thorough and complete particle wetting, producing superior grout.

For grouting tunnels, shafts, dams, mines, void filling, tiebacks, piling encasements, rock grouting & wells.

Mixes & pumps neat cement or cement/sand grouts. Mixing & pumping all on one skid for fast mobilization.

Maximum output 20 gpm (76 lpm). Maximum pressure 174 psi (12 Bar), optional 261 psi (18 Bar).

Two 70 gallon (265 liter) mixing tanks & a 15 gallon (57 liter) holding hopper allows continuous production.

Power options include air, hydraulic, electric/hydraulic gas/hydraulic & diesel/hydraulic.

**ChemGrout®**

Widest Selection of Grouting Equipment in the World

## Versatile Series – High Output, Continuous Operation

Highly versatile, the CG-500 handles a broad range of grouting applications including tunnels, shafts, dams, plant maintenance and geotechnical works. The unique twin mix tank design permits continuous pumping as each tank alternates feeding the hopper. This non-stop pumping process maximizes the batching of materials such as neat cement, sand/cement, and most commercial pre-bagged grouts.

Two high-capacity 70-gallon mixing tanks, pump, and 15-gallon holding hopper are all mounted on a single skid for quick, easy set-up and immediate operation. The holding hopper includes an internal auger that keeps the material thoroughly mixed while supplying the pump.

The open throat grout pump features a non-pulsating positive displacement rotor-stator that provides a constant discharge of materials. This progressing cavity pump is variable speed with an output of up to 20 gpm with a standard maximum pressure of 174 psi (261 psi optional).

## Specifications

CG500 Pump	2C6	3C6
Pump	open throat, non pulsating	
Maximum Output	20 gpm (76 lpm)	
Maximum Pressure	174 psi (12 Bar)	261 psi (18 Bar)

CG500 Power	Required	Weight	Size
Air	250 cfm, 100 psi	1100 lbs	88L X 34W X 58H
Hydraulic	12 gpm, 2000 psi	1050 lbs	88L X 34W X 58H
Electric/Hydraulic	*3 Phase only	1550 lbs	88L X 34W X 58H
Gas/Hydraulic	20 HP Honda, elec. start	1425 lbs	88L X 34W X 58H
Diesel/Hydraulic	14 HP Kubota, elec. start	1625 lbs	100L X 34W X 58H

\* Several voltages available

## Accessories

**Grout Hose** Equipped with quick disconnect fittings. Available in 25 and 50 foot lengths.



### Dual Tank Water Batcher

Manually operated with adjustable overflow for dual mix tanks.



### In-Line Protected Pressure Gauge



### Mechanical Surface Packer

Equipped with shut-off valve and a quick disconnect fitting.



## Applications include:

Soil compaction, rock grouting, void-filling, waterproofing, soil anchors, cable bolts, rock bolts, well encasements, contact grouting, well abandonment, marine/underwater, post tensioning, precast, machine base installation, self-leveling floor underlayments, slab undersealing and slabjacking.



\*Optional Water Batcher


**CG500/2C6/A**  
**Air Powered**

## Industries

Tunneling  
Construction  
Highway

Well Drilling  
Mining

Geotechnical  
Municipal  
Restoration



New high-strength aluminum alloy progressing cavity pump with quick access cleanout port.

# ChemGrout®

Widest Selection of Grouting Equipment in the World

ACCESSORIES

# ChemGrout®

Widest Selection of Grouting Equipment in the World



[www.chemgrout.com](http://www.chemgrout.com)

# ChemGrout<sup>®</sup>

Widest Selection of Grouting Equipment in the World

## GAUGES

### Protected Pressure Gauge

Accurately measures grout discharge pressure. Gauge is equipped with quick disconnect fittings that easily snap into grout line and is protected from grout contamination by a diaphragm seal. Available for 1" and 1 1/4" sizes (larger upon request) and various discharge pressures.



### Inline Protected Pressure Gauge

Non-clogging pressure sensor protects instrumentation and ensures accurate, pressure measurements. A full 360 degree circumferential diaphragm isolates the instrumentation from process material, thus preventing clogging, and can be flushed clean without removal or disassembly. The Protected Gauge Assembly includes 1" or 1 1/4" camlock fittings (larger upon request), and is available for all ChemGrout equipment with working pressures of up to 1000 psi.



### High Pressure Gauge

Accurately measures the grout pump discharge pressure. Available for 1" and 1 1/4" hose sizes and various discharge pressures. Equipped with hose couplings to easily snap into the grout line. The gauge is protected from grout contamination by an diaphragm seal. 1" locking stainless steel camlocks. Ranges 0-1500, 0-2000, 0-3000 psi.



## PACKERS

### Drive Packer

Designed for easy insertion and removal for 1" injection holes commonly used in slab jacking and void filling. Comes complete with hose couplings, reinforced drive head and shut-off valve. Available in both 1" and 1 1/4" hose fittings.



### Mechanical Surface Packer

Comes complete with shut-off valve, spinner, expandable rubber end and quick disconnect fitting. Packers are available for hole sizes of 1 1/2" to 6" diameter, with a standard length of one foot. Longer lengths of up to 10 feet are available upon request.



## GROUT HEADERS


### Standard Grout Header

Grout header controls pressure of circulating injection systems. Consists of one diaphragm type throttling valve, one standard protected gauge and shut-off valve. All components plumbed together with standard NPT fittings and are provided with cam lock style couplings compatible with grout hose.



### In-Line Grout Header

Grout header controls pressure of circulation injection systems. Consists of one diaphragm type throttling valve, one in-line non-clogging protected gauge and shut-off valve. All components plumbed together with standard NPT fittings and are provided with camlock style couplings compatible with grout hose.



### High Pressure Recirculating Assembly

High pressure grout headers are used to control pressure during grout injection. The headers use regulating valves and a pressure gauge to bypass grout back to the agitator tank. Headers are available for 0-1000 psi, and are equipped with 1" locking style camlock fittings.



### Inflatable Grout Packers

Inflatable packers are available in diameter sizes of 1" - 2", 2" - 3", 3" - 6", 4" - 7" and 5" - 8". Standard lengths are 15", 30", up to 60" or more. A sliding head design can double in size from their run-in diameter furnishing a longer seal than that of a mechanical packer. Integral tube scrapers remove excess grout adhered to the outside of the center tube and work each time the packer is deflated.



# Enhance Your Grouting Operations With ChemGrout Accessories



## SPECIALTY TOOLS

### Corkscrew Packing Puller

Removes Teflon or graphite packing rings from all ChemGrout pumps. Allows user to quickly change packing sets without disassembly of pump.



### Piston Pump Ball Seat Remover

Quickly and easily removes ball seats from ChemGrout's popular CG050 and CG030 piston pumps.



### Ball Seat Remover/Installer

Save time and do it right the first time. Easily aligns double tapered steel ball seats on all ChemGrout high-pressure plunger pump models.



### Slide Hammer Staple Puller

"U-Clip" remover for use on all Model 030 three inch piston pumps. Quickly pulls-out clips from pump housing.



### HP Slide Hammer Staple Puller

Removes all High-Pressure plunger pump parts quickly and easily. A must for saving time on pump cleaning and maintenance.



# Grouting Accessories

## WATER BATCHERS & FLOW METERS

---

### Double Water Batcher

Manually operated water batcher with adjustable overflow pipe and 2 quick discharge dump valves. Various sizes available for double mix tanks.



### Single Water Batcher

Manually operated water batcher with adjustable overflow pipe and quick discharge dump valve. Various sizes available for single mix tanks.



### Fill-Rite Water Meter

With a rated accuracy of  $\pm 1\%$ , these meters measure the quantity of water, improving batch quality and productivity. Weatherproof and corrosion resistant, they are totalizing and resettable. Equipped with inlet strainers, mounting bracket and shut-off valve, meters are available in 20 and 40 GPM flow rates. Measurements in either liters or gallons




### Neptune Water Meter

Accurately measure water volume with a rated accuracy of  $\pm 0.1\%$ , improving batch quality and productivity. Models with manual or automatic shut-offs are available, both using counters that are totalizing and resettable. Equipped with inlet strainers and discharge hoses. Measurements available in gallons, liters and cubic feet.



### Magnetic Grout Flow Meter

Designed to measure the flow rate at a convenient location between the grout pump and the point of injection. The ChemGrout flow meters are preconfigured to suit the customer's requirements for units of measure and flow ranges. Includes digital display, resettable totalizer, 4-20mA output signal and protective stand.



## HOPPER SCREENS

---

### Thick Mix Hopper Screen

Heavy-duty hopper screen with wide grid pattern used for thicker grouts, allowing for better flow to holding hopper.



### Fine Hopper Screens

Hopper screens use a tight pattern that helps filter out any large particles or debris from the mix tank before it reaches the pump. Best used with more flowable grouts.



### Mini Series Hopper Screens

Round hopper screens use a tight pattern that helps filter out any large particles or debris before it reaches the pump. Best used with more flowable grouts.



## AIR COMPRESSORS

---

### Air Compressor - 15 cfm @ 90 psi

Optional air compressor available on select models for spray applications of coatings and bonded overlays.







Visit [www.chemgrout.com](http://www.chemgrout.com)

## SPRAY WANDS / HOSES


### Spray Wand

Multi-purpose wand allows user to accurately control both spray pattern and density. Equipped with grout hose coupling with swivel, air hose fitting with ball valve and needle valve for precise air control. A rubber cap is added for safety and 6 orifice sizes from 1/4" to 5/8" are standard. Available for both 1" and 1 1/4" hose sizes.



### Compact Spray Wand

Designed for spraying repair mortars in confined areas. The unique nozzle design injects a uniform air flow, providing a smooth and consistent spray pattern. Equipped with grout hose coupling, air hose fitting and air control valve, this compact wand is available for both 1" and 1 1/4" hose coupling.



## MISCELLANEOUS

### Hand Mixer

Lightweight, high performance hand mixer. Operates on a 110-120 volt heavy-duty 1 HP motor. A variable speed drive reduces splashing, while blending batches as large as 8 gallons. Extended shaft minimizes back strain. Perfect complement to CG050M and CG050 grout pumps.



### Model 320 Power Washer

Hydraulically powered pressure washer cleans machine at 2000 psi/3 gpm. Includes 50' hose, trigger gun with adjustable nozzle.



### CG550/CG500 Remote Controls

Remotely controls pump operation on a wide variety of ChemGrout equipment. Available in air or hydraulic power options.



### Water Pump

Self-priming centrifugal pump is ideal for transferring water from source to mix tank(s) or water batcher at up to 120 gpm, with suction lift of up to 20 feet. Pump includes built-in check valve and variable speed control. Ports 1 1/4" and 2".



### Grout Hose

Heavy duty grout hose with abrasion resistant lining. Equipped with internally expanded ends for full material flow and quick disconnect fittings. Available in 1", 1 1/4" and 2" I.D., with working pressures of up to 500psi. High-pressure hose also available at a working pressure of 1000psi.



### Hose whip

These strong steel cables prevent hose whip in case of accidental separation of hose coupling. Reaches across the hose fittings to provide standby safety for hose. Spring-loaded loops in the cable ends open easily to pass over the couplings for a firm grip on the hose. Maximum working pressure 200 psi for air.



### Cleaning Sponge Balls

These balls will allow you to mechanically clean grout hoses. Available for hoses in 1" and 1 1/4" sizes.



## TESTING

### Mud Balance & Marsh Funnel Kit

The Mud Balance provides a simple method for accurate determination of mud density. Complete with a durable break resistant carrying case, the Marsh Funnel/Cup measures mud viscosity. Drilling mud temperature does not affect the accuracy of readings. Consists of a base, graduated arm and cup, lid, knife edge, rider, built-in spirit level, and a counterweight.



### Flow Cone and Stand

Measures the flow properties of fluid hydraulic grout mixes. Features a cast aluminum flow cone with a stainless steel orifice. Meets specifications of ASTM 939-87 and Army Corps. of Engineers CRD-C 79-58. Optional stand available as shown.





[www.chemgrout.com](http://www.chemgrout.com)

**ChemGrout<sup>®</sup>**

**Widest Selection of Grouting Equipment in the World**



ChemGrout, Inc., P.O. Box 1140, 805 E. 31st Street, LaGrange Park, IL 60526 USA • Phone: (708) 354-7112 • Fax: (708) 354-3881 Visit our web site: [www.chemgrout.com](http://www.chemgrout.com) • E-mail: [cginfo@chemgrout.com](mailto:cginfo@chemgrout.com)



**State of West Virginia  
Agency Request for Quote**

**Proc Folder:** 1151916  
**Doc Description:** MIXER PUMP GROUT MACHINE  
**Proc Type:** Agency Purchase Order  
**Reason for Modification:**

Date Issued	Solicitation Closes	Solicitation No	Version
2023-01-11	2023-01-26 14:30	ARFQ 0803 DOT2300000039	1

**BID RECEIVING LOCATION**

BUDGET & PROCUREMENT  
 DIVISION OF HIGHWAYS  
 BLDG 5, RM A-317  
 1900 KANAWHA BLVD E  
 CHARLESTON WV 25305  
 US

**VENDOR**

**Vendor Customer Code:**  
**Vendor Name :** FormTech Concrete Forms Inc.  
**Address :** 161 Industrial Road  
**Street :** 161 Industrial Rd.  
**City :** Saint Albans  
**State :** WV **Country :** USA **Zip :** 25177  
**Principal Contact :** Jayson Wolford  
**Vendor Contact Phone:** 304-543-3900 **Extension:**

**FOR INFORMATION CONTACT THE BUYER**

John W Estep  
 304-558-2566  
 john.w.estep@wv.gov

**Vendor Signature X** *Jayson Wolford* **FEIN#** 38-3179533 **DATE** 1-23-23

**All offers subject to all terms and conditions contained in this solicitation**

**ADDITIONAL INFORMATION**

THE WEST VIRGINIA DEPARTMENT OF TRANSPORTATION - BUDGET AND PROCUREMENT DIVISION - SOLICITATION OF MIXER PUMP GROUT MACHINE FOR DISTRICT 9 - STATEWIDE PER THE ATTACHED DOCUMENTS.

QUESTIONS REGARDING THE SOLICITATION MUST BE SUBMITTED IN WRITING TO AMBER.J.HEATH@WV.GOV PRIOR TO THE QUESTION PERIOD DEADLINE CONTAINED IN THE INSTRUCTIONS TO VENDORS SUBMITTING BIDS.

\*\*\*\*\*NOTICE\*\*\*\*\*

WE DO NOT ACCEPT EMAIL BIDS

MUST USE ONE THE FOLLOWING TO SUBMIT A BID:

- \* UPLOAD TO OASIS
- \* HAND DELIVERY
- \* MAIL IN HARD COPY

\* IF FAXING A BID, PLEASE CALL US AT 304-414-7104 FOR FAX NUMBER

MAKE SURE YOU DOWNLOAD ALL INFORMATION - THE COMPLETE SOLICITATION - PRICING PAGES - SIGN THE PAGES THAT NEED SIGNED

PLEASE NOTE THAT TO BE AWARDED THIS CONTRACT YOU WILL NEED TO BE A REGISTERED VENDOR WITH WV STATE PURCHASING, AND COMPLIANT WITH SEVERAL AGENCIES SUCH AS THE WVSOS, TAX DEPARTMENT, WORKER'S COMPENSATION, AND UNEMPLOYMENT INSURANCE.

INVOICE TO		SHIP TO	
DIVISION OF HIGHWAYS DISTRICT NINE  146 STONEHOUSE RD LEWISBURG WV US		DIVISION OF HIGHWAYS DISTRICT NINE - STORAGE LOT 331 BRUSH RD LEWISBURG WV US	

Line	Comm Ln Desc	Qty	Unit Issue	Unit Price	Total Price
1	MIXER PUMP GROUT MACHINE	1.00000	EA	\$27,778.00	\$27,778.00

Comm Code	Manufacturer	Specification	Model #
20121109	ChemGrout	Gas Powered	CG500/2C6/GHES

**Extended Description:**  
MIXER PUMP GROUT MACHINE

**SCHEDULE OF EVENTS**

Line	Event	Event Date
1	Technical Questions Due at 10:00am ET	2023-01-18

	Document Phase	Document Description	Page
DOT2300000039	Final	MIXER PUMP GROUT MACHINE	3

**ADDITIONAL TERMS AND CONDITIONS**

See attached document(s) for additional Terms and Conditions

Pricing Page - FormTech  
Exhibit A

Mixer/Pump Grout Machine		<b>ChemGrout CG500/2C6.GHES - GAS Powered</b>			
Quantity	Unit Cost	PSI	GPM	Hopper Capacity	Mixer Capacity
1	\$27778.00 (Delivered)	174		20 15 gal	70 gal

**DESIGNATED CONTACT: Vendor appoints the individual identified in this Section as the Contract Administrator and the initial point of contact for matters relating to this Contract.**

Jayson Wolford Outside Sales  
(Printed Name and Title)  
161 Industrial Rd. St. Albans, WV 25177  
(Address)  
304-543-3900  
(Phone Number) / (Fax Number)  
jwolford@formtechinc.com  
(E-mail address)

**CERTIFICATION AND SIGNATURE:** By signing below, or submitting documentation through WV OASIS, I certify that I have reviewed this Solicitation in its entirety; that I understand the requirements, terms and conditions, and other information contained herein; that this bid, offer or proposal constitutes an offer to the State that cannot be unilaterally withdrawn; that the product or service proposed meets the mandatory requirements contained in the Solicitation for that product or service, unless otherwise stated herein; that the Vendor accepts the terms and conditions contained in the Solicitation, unless otherwise stated herein; that I am submitting this bid, offer or proposal for review and consideration; ; that this bid or offer was made without prior understanding, agreement, or connection with any entity submitting a bid or offer for the same material, supplies, equipment or services; that this bid or offer is in all respects fair and without collusion or fraud; that this Contract is accepted or entered into without any prior understanding, agreement, or connection to any other entity that could be considered a violation of law; that I am authorized by the Vendor to execute and submit this bid, offer, or proposal, or any documents related thereto on Vendor's behalf; that I am authorized to bind the vendor in a contractual relationship; and that to the best of my knowledge, the Vendor has properly registered with any State agency that may require registration.

By signing below, I further certify that I understand this Contract is subject to the provisions of West Virginia Code § 5A-3-62, which automatically voids certain contract clauses that violate State law.

FormTech Concrete Forms, Inc.  
(Company)

[Signature] Outside Sales  
(Signature of Authorized Representative)

Jayson Wolford Outside Sales  
(Printed Name and Title of Authorized Representative)

1/16/23  
(Date)

304-543-3900  
(Phone Number) (Fax Number)



**FORM TECH CONCRETE FORMS, INC.**  
 161 Industrial Road  
 St. Albans, WV 25177  
 Phone (304) 722-6804

**PROPOSAL  
 SALE ITEMS**

<b>Submitted to:</b> WVDOH - District 9 Attn: John Estep <a href="mailto:john.w.estep@wv.gov">john.w.estep@wv.gov</a> Phone : 304-558-2566 Fax :	<b>Project:</b> Grout Pump/Mixer Lewisburg, WV 24901 ARFQ 0803 DOT2300000039 Bid Date Thursday 1/26/23 @ 2:30
--	--

**Date:** 16-Jan-23

**Submitted by:** Jayson Wolford

Qty	UOM	Description	Price	Extended
	EA	<b>ChemGrout CG500 Versatile (Part# CG500/2C6/GHES) - Gas</b>	<b>\$26,578.00</b>	
		<i>*Skid Mounted, Gas/Hydraulic Grout Pump/Mixer*</i>		
		<i>*1,425 lbs. / 88" Long x 34" Wide x 58" High*</i>		
	EA	<b>ChemGrout CG500 Versatile (Part# CG500/2C6/DH) - Diesel</b>	<b>\$30,934.00</b>	
		<i>*Skid Mounted, Diesel/Hydraulic Grout Pump/Mixer*</i>		
		<i>*1,625 lbs. / 100" Long x 34" Wide x 58" High*</i>		
		<b>Optional Accessories</b>		
	EA	Grout Hose 1-1/4" x 25' (Part# 32GRT11/4X25)	\$552.00	
	EA	Grout Hose 1-1/4" x 50' (Part# 32GRT11/4X50)	\$792.00	
	EA	In-Ling Protected Pressure Gauge - 0-300 PSI (Part# 07PROGA11/4INLINE300)	\$836.00	
	EA	40 GPM Water Meter Assembly - Dual Outlet (Part# 03FILLRITE901)	\$765.00	
	EA	45 Gal. MDPE Adjustable Water Batcher - Dual Outlet (Part# 03BATACHER459-2)	\$1,823.00	
		ESTIMATED Freight to Lewisburg, WV 24901	\$1,200.00	
		ESTIMATED Lead Time - 10-12 Weeks + Shipping Time		
		<i>*Freight quotes are estimated. Actual charges will be billed at the time of shipment*</i>		
		<i>*Quoted pricing is valid for 10 days*</i>		
		<i>*All orders placed after 10 days from the date of the quote are subject to re-pricing*</i>		
		TAXES AND FREIGHT ADDITIONAL		
		WHERE APPLICABLE		

**THANK YOU FOR THE OPPORTUNITY TO QUOTE YOUR PROJECT!  
 YOUR BUSINESS IS APPRECIATED!**

<b>Sub-total</b>	
<b>Freight</b>	
<b>Total</b>	

**ACCEPTED BY:** \_\_\_\_\_ **TITLE:** \_\_\_\_\_ **DATE:** \_\_\_\_\_

QUOTE IS VALID FOR A PERIOD OF THIRTY DAYS AND DOES NOT INCLUDE SALES TAX, FREIGHT OR LABOR UNLESS SPECIFIED ABOVE.





# CERTIFICATE OF LIABILITY INSURANCE

DATE (MM/DD/YYYY)

5/13/2022

THIS CERTIFICATE IS ISSUED AS A MATTER OF INFORMATION ONLY AND CONFERS NO RIGHTS UPON THE CERTIFICATE HOLDER. THIS CERTIFICATE DOES NOT AFFIRMATIVELY OR NEGATIVELY AMEND, EXTEND OR ALTER THE COVERAGE AFFORDED BY THE POLICIES BELOW. THIS CERTIFICATE OF INSURANCE DOES NOT CONSTITUTE A CONTRACT BETWEEN THE ISSUING INSURER(S), AUTHORIZED REPRESENTATIVE OR PRODUCER, AND THE CERTIFICATE HOLDER.

**IMPORTANT:** If the certificate holder is an **ADDITIONAL INSURED**, the policy(ies) must have **ADDITIONAL INSURED** provisions or be endorsed. If **SUBROGATION IS WAIVED**, subject to the terms and conditions of the policy, certain policies may require an endorsement. A statement on this certificate does not confer rights to the certificate holder in lieu of such endorsement(s).

<b>PRODUCER</b> Hylant - Ann Arbor 24 Frank Lloyd Wright Dr, Ste J4100 Ann Arbor MI 48105  License#: 23894 FORMTEC-01	<b>CONTACT NAME:</b> PHONE (A/C, No, Ext): 734-741-0044 E-MAIL ADDRESS: AnnArbor-office@hylant.com	FAX (A/C, No): 734-741-1850													
	<table border="1"> <thead> <tr> <th>INSURER(S) AFFORDING COVERAGE</th> <th>NAIC #</th> </tr> </thead> <tbody> <tr> <td>INSURER A: Transportation Insurance Co</td> <td>20494</td> </tr> <tr> <td>INSURER B: Continental Insurance Company</td> <td>35289</td> </tr> <tr> <td>INSURER C: Continental Casualty Company</td> <td>20443</td> </tr> <tr> <td>INSURER D:</td> <td></td> </tr> <tr> <td>INSURER E:</td> <td></td> </tr> <tr> <td>INSURER F:</td> <td></td> </tr> </tbody> </table>		INSURER(S) AFFORDING COVERAGE	NAIC #	INSURER A: Transportation Insurance Co	20494	INSURER B: Continental Insurance Company	35289	INSURER C: Continental Casualty Company	20443	INSURER D:		INSURER E:		INSURER F:
INSURER(S) AFFORDING COVERAGE	NAIC #														
INSURER A: Transportation Insurance Co	20494														
INSURER B: Continental Insurance Company	35289														
INSURER C: Continental Casualty Company	20443														
INSURER D:															
INSURER E:															
INSURER F:															
<b>INSURED</b> Form Tech Concrete Forms, Inc. 975 Ladd Road Walled Lake MI 48390															

**COVERAGES**

CERTIFICATE NUMBER: 2030366793

REVISION NUMBER:

THIS IS TO CERTIFY THAT THE POLICIES OF INSURANCE LISTED BELOW HAVE BEEN ISSUED TO THE INSURED NAMED ABOVE FOR THE POLICY PERIOD INDICATED. NOTWITHSTANDING ANY REQUIREMENT, TERM OR CONDITION OF ANY CONTRACT OR OTHER DOCUMENT WITH RESPECT TO WHICH THIS CERTIFICATE MAY BE ISSUED OR MAY PERTAIN, THE INSURANCE AFFORDED BY THE POLICIES DESCRIBED HEREIN IS SUBJECT TO ALL THE TERMS, EXCLUSIONS AND CONDITIONS OF SUCH POLICIES. LIMITS SHOWN MAY HAVE BEEN REDUCED BY PAID CLAIMS.

INSR LTR	TYPE OF INSURANCE	ADDL INSD	SUBR WVD	POLICY NUMBER	POLICY EFF (MM/DD/YYYY)	POLICY EXP (MM/DD/YYYY)	LIMITS
A	<input checked="" type="checkbox"/> COMMERCIAL GENERAL LIABILITY  <input type="checkbox"/> CLAIMS-MADE <input checked="" type="checkbox"/> OCCUR  GEN'L AGGREGATE LIMIT APPLIES PER: <input type="checkbox"/> POLICY <input checked="" type="checkbox"/> PRO-JECT <input type="checkbox"/> LOC <input type="checkbox"/> OTHER:			6080742228	5/15/2022	5/15/2023	EACH OCCURRENCE \$ 1,000,000 DAMAGE TO RENTED PREMISES (Ea occurrence) \$ 500,000 MED EXP (Any one person) \$ 15,000 PERSONAL & ADV INJURY \$ 1,000,000 GENERAL AGGREGATE \$ 2,000,000 PRODUCTS - COMP/OP AGG \$ 2,000,000 \$
B	<b>AUTOMOBILE LIABILITY</b> <input checked="" type="checkbox"/> ANY AUTO <input type="checkbox"/> OWNED AUTOS ONLY <input type="checkbox"/> SCHEDULED AUTOS <input checked="" type="checkbox"/> HIRED AUTOS ONLY <input checked="" type="checkbox"/> NON-OWNED AUTOS ONLY			6080741791	5/15/2022	5/15/2023	COMBINED SINGLE LIMIT (Ea accident) \$ 1,000,000 BODILY INJURY (Per person) \$ BODILY INJURY (Per accident) \$ PROPERTY DAMAGE (Per accident) \$ \$
B	<input checked="" type="checkbox"/> UMBRELLA LIAB <input checked="" type="checkbox"/> OCCUR <input type="checkbox"/> EXCESS LIAB <input type="checkbox"/> CLAIMS-MADE <input type="checkbox"/> DED <input checked="" type="checkbox"/> RETENTION \$ 10,000			6080742438	5/15/2022	5/15/2023	EACH OCCURRENCE \$ 5,000,000 AGGREGATE \$ 5,000,000 \$
C	<b>WORKERS COMPENSATION AND EMPLOYERS' LIABILITY</b> ANY PROPRIETOR/PARTNER/EXECUTIVE OFFICER/MEMBER EXCLUDED? (Mandatory in NH) If yes, describe under DESCRIPTION OF OPERATIONS below	Y/N	N/A	WC680742150	5/15/2022	5/15/2023	<input checked="" type="checkbox"/> PER STATUTE <input type="checkbox"/> OTH-ER E.L. EACH ACCIDENT \$ 1,000,000 E.L. DISEASE - EA EMPLOYEE \$ 1,000,000 E.L. DISEASE - POLICY LIMIT \$ 1,000,000
DESCRIPTION OF OPERATIONS / LOCATIONS / VEHICLES (ACORD 101, Additional Remarks Schedule, may be attached if more space is required)							

**CERTIFICATE HOLDER****CANCELLATION**
 State of WV  
 1900 Kanawha Blvd Blvd E Bldg 5  
 Charleston WV 25305

SHOULD ANY OF THE ABOVE DESCRIBED POLICIES BE CANCELLED BEFORE THE EXPIRATION DATE THEREOF, NOTICE WILL BE DELIVERED IN ACCORDANCE WITH THE POLICY PROVISIONS.

AUTHORIZED REPRESENTATIVE

© 1988-2015 ACORD CORPORATION. All rights reserved.