




DAILY PAVER MAINTENANCE



Check oil before you start your machine.



ASTEC INDUSTRIES, INC.



Check fluid level in the expansion tank before starting the machine.




Always keep your radiator clean



ASTEC INDUSTRIES, INC.



When you see fluid report leaks



ASTEC INDUSTRIES, INC.



ROADTEC

Do not let it get like this.



ASTEC INDUSTRIES, INC.



Keep your engine compartment clean.



ASTEC INDUSTRIES, INC.



Take pride in your equipment




ASTEC INDUSTRIES, INC.



Keep it clean and trip hazard free.



How can you check the grease in this?



ASTEC INDUSTRIES, INC.



ROADTEC

Grease fittings on older machine




Grease fittings for a track paver



Grease fittings for a rubber tire paver



Track pin grease fitting




NO GREASE IN TRACK PIN FITTING



ASTEC INDUSTRIES, INC.



ROADTEC



ASTEC INDUSTRIES, INC.



ROADTEC



ASTEC INDUSTRIES, INC.



ROADTEC


Fuel gauge



Master disconnect off



Master disconnect switched on



24 volt master disconnects notice there are two of them




You should only have $\frac{3}{4}$ of an inch of slack in the chain at the most



Properly adjusted chain



Check slack in auger chain weekly it should only rotate left to right ½ inch



Keep clean daily



ASTEC INDUSTRIES, INC.





ASTEC INDUSTRIES, INC.



ROADTEC

Check your tee pees




Your tee pees should cover chain links

If they do not .Asphalt will get between links and can cause wear and **segregation**.



Bent delta plate



Delta plate




E-Stops





ASTEC INDUSTRIES, INC.





ASTEC INDUSTRIES, INC.



Safety markers



Please make sure your strobe lite works



The indicator stay in the green



ASTEC INDUSTRIES, INC.



This should always work in reverse



ASTEC INDUSTRIES, INC.



ROADTEC



CAUTION

PINCH POINT AREA

KEEP CLEAR

WHILE MACHINE

IS IN OPERATION

97602-04



ASTEC INDUSTRIES, INC.




ROADTEC



ASTEC INDUSTRIES, INC.







ASTEC INDUSTRIES, INC.



BEFORE DOING ANY MAINTENANCE, SERVICE OR REPAIRS ALWAYS DISCONNECT THE BATTERIES USING THE BATTERY ISOLATION SWITCH. NEVER WELD ON MACHINE WITHOUT DISCONNECTING BATTERIES



GREASE HERE

CAUTION
PINCH POINT AREA
KEEP CLEAR
WHILE MACHINE
IS IN OPERATION



ASTEC INDUSTRIES, INC.



ROADTEC



CAUTION

**Do not get on or off
a moving machine.**

92802-04



ASTEC INDUSTRIES, INC.



ROADTEC



CAUTION



**Clean fuel,
lubricants and
hydraulic oil
from walkways.**

92798-04



ASTEC INDUSTRIES, INC.



ROADTEC



! WARNING

**STAY CLEAR
OF THIS AREA
WHEN THE MACHINE
IS IN OPERATION**

95871-04



ASTEC INDUSTRIES, INC.



ROADTEC

The tracks should always stay clean



ASTEC INDUSTRIES, INC.





ASTEC INDUSTRIES, INC.



ROADTEC

Premature wear



No wear



ASTEC INDUSTRIES, INC.



Tracking machine through hot mix



A bent drive wheel can effect mat quality



Flight chains this loose can get caught on objects in the roadway.





ASTEC INDUSTRIES, INC.



ROADTEC



ASTEC INDUSTRIES, INC.



ROADTEC



ASTEC INDUSTRIES, INC.



ROADTEC

This is what you can do daily



ASTEC INDUSTRIES, INC.

