

Line	Comm Ln Desc	Qty	Unit Issue	Unit Price	Ln Total Or Contract Amount
2	Asphalt	0.00000	SY	0.000000	0.00

Comm Code	Manufacturer	Specification	Model #
30121601			

Commodity Line Comments:

Extended Description:

Asphalt



**State of West Virginia
Agency Request for Quote**

Proc Folder: 823541			Reason for Modification:
Doc Description: Asphalt Material, Delivery & Labor by Vendor by County			
Proc Type: Agency Master Agreement			
Date Issued	Solicitation Closes	Solicitation No	Version
2021-01-29	2021-02-18 14:30	ARFQ 0803 DOT2100000029	1

BID RECEIVING LOCATION

FINANCE & ADMINISTRATION
 DIVISION OF HIGHWAYS
 BLDG 5, RM A-220
 1900 KANAWHA BLVD E
 CHARLESTON WV 25302
 US

VENDOR KELLY PAVING, INC.

Vendor Customer Code: 000000203375
Vendor Name : KELLY PAVING, INC.
Address : P O BOX 366
Street :
City : WILLIAMSTOWN
State : WEST VIRGINIA **Country :** USA **Zip :** 26187
Principal Contact : ROGER THOMAS
Vendor Contact Phone: 304-424-7353 **Extension:**

FOR INFORMATION CONTACT THE BUYER
 Tina L Lewis
 304-414-6859
 tina.l.lewis@wv.gov

Vendor Signature X *Roger Thomas* **FEIN#** 55-0583614 **DATE** 2/18/21

All offers subject to all terms and conditions contained in this solicitation

INVOICE TO		BILL TO	
VARIOUS AGENCY LOCATIONS AS INDICATED BY ORDER		VARIOUS AGENCY LOCATIONS AS INDICATED BY ORDER	
No City US	WV 99999	No City US	WV 99999

Line	Comm Ln Desc	Qty	Unit Issue	Unit Price	Total Price
2	Asphalt	0.00000	SY		

Comm Code	Manufacturer	Specification	Model #
30121601			

Extended Description:
Asphalt

Line	Event	Event Date
1	TECHNICAL QUESTIONS DUE BY 10:00AM	2021-02-05

	Document Phase	Document Description	Page
DOT2100000029	Final	Asphalt Material, Delivery & Labor by Vendor by County	3

ADDITIONAL TERMS AND CONDITIONS

See attached document(s) for additional Terms and Conditions



**State of West Virginia
Agency Request for Quote**

Proc Folder: 823541			Reason for Modification: Addendum #1 To correct the bid opening date on the instructions to vendor form
Doc Description: Addendum#1 Asphalt Material, Delivery & Labor by Vendor			
Proc Type: Agency Master Agreement			
Date Issued	Solicitation Closes	Solicitation No	Version
2021-02-02	2021-02-18 14:30	ARFQ 0803 DOT2100000029	2

BID RECEIVING LOCATION

FINANCE & ADMINISTRATION
DIVISION OF HIGHWAYS
BLDG 5, RM A-220
1900 KANAWHA BLVD E
CHARLESTON WV 25302
US

VENDOR KELLY PAVING, INC.

Vendor Customer Code: 000000203375

Vendor Name : KELLY PAVING, INC.

Address : P O BOX 366

Street :

City : WILLIAMSTOWN

State : WEST VIRGINIA **Country :** USA **Zip :** 26187

Principal Contact : ROGER THOMAS

Vendor Contact Phone: 304-424-7353 **Extension:**

FOR INFORMATION CONTACT THE BUYER
Tina L Lewis
304-414-6859
tina.l.lewis@wv.gov

Vendor Signature X *Roger Thomas* **FEIN#** 55-0583614 **DATE** 2/18/21

All offers subject to all terms and conditions contained in this solicitation

INVOICE TO

VARIOUS AGENCY LOCATIONS AS INDICATED BY ORDER	VARIOUS AGENCY LOCATIONS AS INDICATED BY ORDER
No City WV 99999 US	No City WV 99999 US

Line	Comm Ln Desc	Qty	Unit Issue	Unit Price	Total Price
2	Asphalt	0.00000	SY		

Comm Code	Manufacturer	Specification	Model #
30121601			

Extended Description:
Asphalt

Comments

Line	Event	Event Date
1	TECHNICAL QUESTIONS DUE BY 10:00AM	2021-02-05

	Document Phase	Document Description	Page
DOT2100000029	Final	Addendum#1 Asphalt Material, Delivery & Labor by Vendor	3

ADDITIONAL TERMS AND CONDITIONS

See attached document(s) for additional Terms and Conditions

AGENCY SOLICITATION NUMBER-ARFQ DOT2100000029
Addendum Number: 1

The Purpose of this addendum is to modify the solicitation identified as ("Agency Solicitation") to reflect the change(s) identified and described below.

Applicable Addendum Category:

- Modify bid opening date and time
- Modify specification of product or service being sought
- Attachment of pre-bid sign-in sheet
- Attachment of vendor questions and responses
- Correction of error
- Other

Description of Modification to Solicitation:

To correct the bid opening date on the instructions to vendors form:

Date: 02/18/2021 Time: 2:30PM

Additional Documentation: Documentation related to this Addendum (if any) has been included herewith as Attachment A and is specifically incorporated herein by reference.

Terms and Conditions:

1. All provision of the Agency Solicitation and other addenda not modified herein shall remain in full force and effect.
2. Vendor should acknowledge receipt of all addenda issued for this Agency Solicitation by completing an Addendum Acknowledgement, a copy of which is included herewith. Failure to acknowledge addenda may result in bid disqualification. The addendum acknowledgement should be submitted with the bid to expedite document processing.

AGENCY SOLICITATION NUMBER-ARFQ DOT2100000029
Addendum Number: 2

The Purpose of this addendum is to modify the solicitation identified as ("Agency Solicitation") to reflect the change(s) identified and described below.

Applicable Addendum Category:

- Modify bid opening date and time
- Modify specification of product or service being sought
- Attachment of pre-bid sign-in sheet
- Attachment of vendor questions and responses
- Correction of error
- Other

Description of Modification to Solicitation:

To extend the bid opening date from 02/18/21 to 02/23/21. Time remains at 2:30PM

Date: 02/23/2021 Time: 2:30PM

Additional Documentation: Documentation related to this Addendum (if any) has been included herewith as Attachment A and is specifically incorporated herein by reference.

Terms and Conditions:

1. All provision of the Agency Solicitation and other addenda not modified herein shall remain in full force and effect.
2. Vendor should acknowledge receipt of all addenda issued for this Agency Solicitation by completing an Addendum Acknowledgement, a copy of which is included herewith. Failure to acknowledge addenda may result in bid disqualification. The addendum acknowledgement should be submitted with the bid to expedite document processing.

ADDENDUM ACKNOWLEDGEMENT FORM

SOLICITATION NO.: ARFQ DOT2100000029


Instructions: Please acknowledge receipt of all addenda issued with this solicitation by completing this addendum acknowledgment form. Check the box next to each addendum received and sign below. Failure to acknowledge addenda may result in bid disqualification. Acknowledgment: I hereby acknowledge receipt of the following addenda and have made the necessary revisions to my proposal, plans and/or specification, etc.

Addendum Numbers Received:
(Check the box next to each addendum received)

- | | |
|--|--|
| <input checked="" type="checkbox"/> Addendum No. 1 | <input type="checkbox"/> Addendum No. 6 |
| <input checked="" type="checkbox"/> Addendum No. 2 | <input type="checkbox"/> Addendum No. 7 |
| <input type="checkbox"/> Addendum No. 3 | <input type="checkbox"/> Addendum No. 8 |
| <input type="checkbox"/> Addendum No. 4 | <input type="checkbox"/> Addendum No. 9 |
| <input type="checkbox"/> Addendum No. 5 | <input type="checkbox"/> Addendum No. 10 |

I understand that failure to confirm the receipt of addenda may be cause for rejection of this bid. I further understand that any verbal representation made or assumed to be made during any oral discussion held between Vendor's representatives and any state personnel is not binding. Only the information issued in writing and added to the specifications by an official addendum is binding.

KELLY PAVING, INC. _____

Company

Authorized Signature

2/23/21
Date

NOTE: This addendum acknowledgement should be submitted with the bid to expedite document processing.

CERTIFICATION AND SIGNATURE PAGE

By signing below, or submitting documentation through the West Virginia Vendor Self Service Portal website, I certify that I have reviewed this Solicitation in its entirety; that I understand the requirements, terms and conditions, and other information contained herein; that this bid, offer or proposal constitutes an offer to the State that cannot be unilaterally withdrawn; that the product or service proposed meets the mandatory requirements contained in the Solicitation for that product or service, unless otherwise stated herein; that the Vendor accepts the terms and conditions contained in the Solicitation, unless otherwise stated herein; that I am submitting this bid, offer or proposal for review and consideration; that I am authorized by the vendor to execute and submit this bid, offer, or proposal, or any documents related thereto on vendor's behalf; that I am authorized to bind the vendor in a contractual relationship; and that to the best of my knowledge, the vendor has properly registered with any State agency that may require registration.

KELLY PAVING, INC.

(Full Company Name)

Roger Thomas

(Authorized Signature)

Roger Thomas, Vice President

(Print or Type Name and Title
of Signatory)

304-424-7353

(Phone Number)

740-373-6505

(Fax Number)

rthomas@shellyandsands.com

(Email address)

2/18/21

(Date)

**Form pre-approved by DOH legal division on July 12, 2016.
Attorney signature not required.**

REQUEST FOR QUOTATION
Asphalt Materials, Delivery & Labor by Vendor by County

12.5 Contract Manager: During its performance of this Contract, Vendor must designate and maintain a primary Contract Manager responsible for overseeing Vendor's responsibilities under this Contract. The Contract Manager must be available during normal business hours to address any customer service or other issues related to this Contract. In the event that the Contract Manager or any of the Vendor's contact information, email, addresses, or phone numbers change, the Vendor shall update the WVDOH in writing and update wvOASIS. Vendor should list its Contract Manager and his or her contact information below.

Contract Manager: ROGER THOMAS
Telephone Number: 304-424-7353
Fax Number: 740-373-6505
Email Address: rthomas@sballyandsands.com

STATE OF WEST VIRGINIA
Purchasing Division

PURCHASING AFFIDAVIT

CONSTRUCTION CONTRACTS: Under W. Va. Code § 5-22-1(i), the contracting public entity shall not award a construction contract to any bidder that is known to be in default on any monetary obligation owed to the state or a political subdivision of the state, including, but not limited to, obligations related to payroll taxes, property taxes, sales and use taxes, fire service fees, or other fines or fees.

ALL CONTRACTS: Under W. Va. Code §5A-3-10a, no contract or renewal of any contract may be awarded by the state or any of its political subdivisions to any vendor or prospective vendor when the vendor or prospective vendor or a related party to the vendor or prospective vendor is a debtor and: (1) the debt owed is an amount greater than one thousand dollars in the aggregate; or (2) the debtor is in employer default.

EXCEPTION: The prohibition listed above does not apply where a vendor has contested any tax administered pursuant to chapter eleven of the W. Va. Code, workers' compensation premium, permit fee or environmental fee or assessment and the matter has not become final or where the vendor has entered into a payment plan or agreement and the vendor is not in default of any of the provisions of such plan or agreement.

DEFINITIONS:

"Debt" means any assessment, premium, penalty, fine, tax or other amount of money owed to the state or any of its political subdivisions because of a judgment, fine, permit violation, license assessment, defaulted workers' compensation premium, penalty or other assessment presently delinquent or due and required to be paid to the state or any of its political subdivisions, including any interest or additional penalties accrued thereon.

"Employer default" means having an outstanding balance or liability to the old fund or to the uninsured employers' fund or being in policy default, as defined in W. Va. Code § 23-2c-2, failure to maintain mandatory workers' compensation coverage, or failure to fully meet its obligations as a workers' compensation self-insured employer. An employer is not in employer default if it has entered into a repayment agreement with the Insurance Commissioner and remains in compliance with the obligations under the repayment agreement.

"Related party" means a party, whether an individual, corporation, partnership, association, limited liability company or any other form or business association or other entity whatsoever, related to any vendor by blood, marriage, ownership or contract through which the party has a relationship of ownership or other interest with the vendor so that the party will actually or by effect receive or control a portion of the benefit, profit or other consideration from performance of a vendor contract with the party receiving an amount that meets or exceeds five percent of the total contract amount.

AFFIRMATION: By signing this form, the vendor's authorized signer affirms and acknowledges under penalty of law for false swearing (W. Va. Code §61-5-3) that: (1) for construction contracts, the vendor is not in default on any monetary obligation owed to the state or a political subdivision of the state, and (2) for all other contracts, that neither vendor nor any related party owe a debt as defined above and that neither vendor nor any related party are in employer default as defined above, unless the debt or employer default is permitted under the exception above.

WITNESS THE FOLLOWING SIGNATURE:

Vendor's Name: KELLY PAVING, INC.


Authorized Signature: *Robert Thomas* Date: 2/18/21

State of WEST VIRGINIA

County of WOOD, to-wit:

Taken, subscribed, and sworn to before me this 18th day of FEBRUARY, 2021.

My Commission expires MAY 14, 2021.



NOTARY PUBLIC *Kelly D. Flynn*

West Virginia Ethics Commission
Disclosure of Interested Parties to Contracts

(Required by W. Va. Code § 6D-1-2)

Name of Contracting Business Entity: KELLY PAVING, INC. Address: P O BOX 366
WILLIAMSTOWN WV 26187

Name of Authorized Agent: ROGER THOMAS Address: P O BOX 366 WILLIAMSTOWN WV 26187

Contract Number: ARFQ 0802 DOT2100000029 Contract Description: ASPHALT MATERIAL, DELIVERY & LABOR BY VEND

Governmental agency awarding contract: WVDOT

Check here if this is a Supplemental Disclosure

List the Names of Interested Parties to the contract which are known or reasonably anticipated by the contracting business entity for each category below (attach additional pages if necessary):

1. Subcontractors or other entities performing work or service under the Contract

Check here if none, otherwise list entity/individual names below.

BOCA CONSTRUCTION

2. Any person or entity who owns 25% or more of contracting entity (not applicable to publicly traded entities)

Check here if none, otherwise list entity/individual names below.

3. Any person or entity that facilitated, or negotiated the terms of, the applicable contract (excluding legal services related to the negotiation or drafting of the applicable contract)

Check here if none, otherwise list entity/individual names below.

Signature: *Roger Thomas* Date Signed: 2/18/21

Notary Verification

State of WEST VIRGINIA, County of WOOD:

I, ROGER THOMAS, the authorized agent of the contracting business entity listed above, being duly sworn, acknowledge that the Disclosure herein is being made under oath and under the penalty of perjury.

Taken, sworn to and subscribed before me this 18th day of FEBRUARY, 2021.



Kathy S. Flinn
Notary Public's Signature

To be completed by State Agency:

Date Received by State Agency: _____

Date submitted to Ethics Commission: _____

Governmental agency submitting Disclosure: _____

CONTRACTOR LICENSE

Authorized by the

West Virginia Contractor Licensing Board

Number:

WV001884

Classification:

GENERAL ENGINEERING


KELLY PAVING INC
DBA KELLY PAVING INC
PO BOX 366
WILLIAMSTOWN, WV 26187-0366


Date Issued

Expiration Date

AUGUST 21, 2020

AUGUST 21, 2021


Authorized Company Signature


Chair, West Virginia Contractor
Licensing Board



WEST VIRGINIA
CONTRACTOR
LICENSING
BOARD

This license, or a copy thereof, must be posted in a conspicuous place at every construction site where work is being performed. This license number must appear in all advertisements, on all bid submissions and on all fully executed and binding contracts. This license cannot be assigned or transferred by licensee. Issued under provisions of West Virginia Code, Chapter 21, Article 11.



SHEL&SA-23

D1BNELSON

DATE (MM/DD/YYYY)
2/10/2021

CERTIFICATE OF LIABILITY INSURANCE

THIS CERTIFICATE IS ISSUED AS A MATTER OF INFORMATION ONLY AND CONFERS NO RIGHTS UPON THE CERTIFICATE HOLDER. THIS CERTIFICATE DOES NOT AFFIRMATIVELY OR NEGATIVELY AMEND, EXTEND OR ALTER THE COVERAGE AFFORDED BY THE POLICIES BELOW. THIS CERTIFICATE OF INSURANCE DOES NOT CONSTITUTE A CONTRACT BETWEEN THE ISSUING INSURER(S), AUTHORIZED REPRESENTATIVE OR PRODUCER, AND THE CERTIFICATE HOLDER.

IMPORTANT: If the certificate holder is an ADDITIONAL INSURED, the policy(ies) must have ADDITIONAL INSURED provisions or be endorsed. If SUBROGATION IS WAIVED, subject to the terms and conditions of the policy, certain policies may require an endorsement. A statement on this certificate does not confer rights to the certificate holder in lieu of such endorsement(s).

PRODUCER License # 954553 AssuredPartners of Ohio, LLC 3900 Kinross Lakes Parkway #300 Richfield, OH 44286	CONTACT NAME: Lisa Trnjan PHONE (A/C, No, Ext): (440) 895-6584 FAX (A/C, No): (440) 356-2126 E-MAIL ADDRESS: lisa.trnjan@AssuredPartners.com														
INSURED Kelly Paving, Inc. P.O. Box 366 Williamstown, WV 26187	<table border="1" style="width: 100%; border-collapse: collapse;"> <thead> <tr> <th style="text-align: left;">INSURER(S) AFFORDING COVERAGE</th> <th style="text-align: left;">NAIC #</th> </tr> </thead> <tbody> <tr> <td>INSURER A: Cincinnati Insurance Company</td> <td>10677</td> </tr> <tr> <td>INSURER B: BrickStreet Mutual Insurance Company</td> <td>12372</td> </tr> <tr> <td>INSURER C:</td> <td></td> </tr> <tr> <td>INSURER D:</td> <td></td> </tr> <tr> <td>INSURER E:</td> <td></td> </tr> <tr> <td>INSURER F:</td> <td></td> </tr> </tbody> </table>	INSURER(S) AFFORDING COVERAGE	NAIC #	INSURER A: Cincinnati Insurance Company	10677	INSURER B: BrickStreet Mutual Insurance Company	12372	INSURER C:		INSURER D:		INSURER E:		INSURER F:	
INSURER(S) AFFORDING COVERAGE	NAIC #														
INSURER A: Cincinnati Insurance Company	10677														
INSURER B: BrickStreet Mutual Insurance Company	12372														
INSURER C:															
INSURER D:															
INSURER E:															
INSURER F:															

COVERAGES**CERTIFICATE NUMBER:****REVISION NUMBER:**

THIS IS TO CERTIFY THAT THE POLICIES OF INSURANCE LISTED BELOW HAVE BEEN ISSUED TO THE INSURED NAMED ABOVE FOR THE POLICY PERIOD INDICATED. NOTWITHSTANDING ANY REQUIREMENT, TERM OR CONDITION OF ANY CONTRACT OR OTHER DOCUMENT WITH RESPECT TO WHICH THIS CERTIFICATE MAY BE ISSUED OR MAY PERTAIN, THE INSURANCE AFFORDED BY THE POLICIES DESCRIBED HEREIN IS SUBJECT TO ALL THE TERMS, EXCLUSIONS AND CONDITIONS OF SUCH POLICIES. LIMITS SHOWN MAY HAVE BEEN REDUCED BY PAID CLAIMS.

INSR LTR	TYPE OF INSURANCE	ADDL INSD	SUBR WVD	POLICY NUMBER	POLICY EFF (MM/DD/YYYY)	POLICY EXP (MM/DD/YYYY)	LIMITS
A	<input checked="" type="checkbox"/> COMMERCIAL GENERAL LIABILITY <input type="checkbox"/> CLAIMS-MADE <input checked="" type="checkbox"/> OCCUR <input checked="" type="checkbox"/> XCU included <input checked="" type="checkbox"/> Contractual Liab GEN'L AGGREGATE LIMIT APPLIES PER <input type="checkbox"/> POLICY <input checked="" type="checkbox"/> PRO-JECT <input checked="" type="checkbox"/> LOC <input type="checkbox"/> OTHER	X		CPP 0895439	4/1/2020	4/1/2021	EACH OCCURRENCE \$ 1,000,000 DAMAGE TO RENTED PREMISES (Ea occurrence) \$ 500,000 MED EXP (Any one person) \$ 10,000 PERSONAL & ADV INJURY \$ 1,000,000 GENERAL AGGREGATE \$ 2,000,000 PRODUCTS - COMPIOP AGG \$ 2,000,000
A	<input checked="" type="checkbox"/> AUTOMOBILE LIABILITY <input checked="" type="checkbox"/> ANY AUTO OWNED AUTOS ONLY <input type="checkbox"/> SCHEDULED AUTOS <input checked="" type="checkbox"/> HIRED AUTOS ONLY <input checked="" type="checkbox"/> NON-OWNED AUTOS ONLY <input checked="" type="checkbox"/> No Phys Damage	X		CPP 0895439	4/1/2020	4/1/2021	COMBINED SINGLE LIMIT (Ea accident) \$ 1,000,000 BODILY INJURY (Per person) \$ BODILY INJURY (Per accident) \$ PROPERTY DAMAGE (Per accident) \$
A	<input checked="" type="checkbox"/> UMBRELLA LIAB <input checked="" type="checkbox"/> OCCUR <input type="checkbox"/> EXCESS LIAB <input type="checkbox"/> CLAIMS-MADE <input type="checkbox"/> DED <input type="checkbox"/> RETENTION \$			EUP 0573222	4/1/2020	4/1/2021	EACH OCCURRENCE \$ 5,000,000 AGGREGATE \$ 5,000,000
B	<input checked="" type="checkbox"/> WORKERS COMPENSATION AND EMPLOYERS' LIABILITY ANY PROPRIETOR/PARTNER/EXECUTIVE OFFICER/MEMBER EXCLUDED? (Mandatory in NH) If yes, describe under DESCRIPTION OF OPERATIONS below		Y / N <input type="checkbox"/> N / A	WCB1017233	4/1/2020	4/1/2021	<input checked="" type="checkbox"/> PER STATUTE <input checked="" type="checkbox"/> OTH-ER E L EACH ACCIDENT \$ 1,000,000 E L DISEASE - EA EMPLOYEE \$ 1,000,000 E L DISEASE - POLICY LIMIT \$ 1,000,000
B	WV WC Brickstreet			WCB1017233	4/1/2020	4/1/2021	WOS/Statutory/Broad 1,000,000

DESCRIPTION OF OPERATIONS / LOCATIONS / VEHICLES (ACORD 101, Additional Remarks Schedule, may be attached if more space is required)
PROOF for BIDDING: Certificate of Insurance is for "Proof of Coverage" only. A revised Certificate will be issued, per the final contract, if awarded the project, subject to terms and conditions of the policy.
 Bid Project: Asphalt Material, Delivery & Labor by Vendor ARFQ 0803 DOT 2100000029
 The State of West Virginia is Division of Highways are included as Additional Insured under the General Liability when required in a written contract or agreement.

CERTIFICATE HOLDER**CANCELLATION**

State of West Virginia, Finance & Administration Division of Highways
 1900 Kanawha Blvd E,
 Bldg 5, RM A-220
 Charleston, WV 25305

SHOULD ANY OF THE ABOVE DESCRIBED POLICIES BE CANCELLED BEFORE THE EXPIRATION DATE THEREOF, NOTICE WILL BE DELIVERED IN ACCORDANCE WITH THE POLICY PROVISIONS.

AUTHORIZED REPRESENTATIVE

[Handwritten Signature]

Asphalt Materials Delivery & Labor by Vendor by County
 ATTACHMENT D STONE PLANT LOCATION INFORMATION FORM (ATT D)

Vendor name shall be entered here by the Vendor: KELLY PAVING, INC.

Vendor Instructions: For bidding, Vendor shall enter below the **STONE** source Plant Names and Locations, including their 911 address. Vendor must list with each source Plant Name and Location listed the counties that plant will be used to service for this contract. Reference Section 7.2.2 for additional instructions. A complete set of Pricing Pages and Plant Information Forms must be provided for each separate set of pricing (by county) submitted (ATT A, ATT B, ATT C, ATT D).

Vendor's SHOULDER STONE Plant Location for use with LAYDOWN services	
This plant shall be sourced by the vendor to serve the following counties and correspond with counties marked on Pricing Pages	
County names	MARSHALL, PLEASANTS, TYLER, WETZEL
Plant Name & Location	MARTIN MARIETTA
	195 WETZEL STREET
	NEW MARTINSVILLE WV 26155
Vendor's SHOULDER STONE Plant Location for use with LAYDOWN services	
This plant shall be sourced by the vendor to serve the following counties and correspond with counties marked on Pricing Pages	
County names	
Plant Name & Location	
Vendor's SHOULDER STONE Plant Location for use with LAYDOWN services	
This plant shall be sourced by the vendor to serve the following counties and correspond with counties marked on Pricing Pages	
County names	
Plant Name & Location	
Vendor's SHOULDER STONE Plant Location for use with LAYDOWN services	
This plant shall be sourced by the vendor to serve the following counties and correspond with counties marked on Pricing Pages	
County names	
Plant Name & Location	

Asphalt Materials Delivery & Labor by Vendor by County
 ATTACHMENT C ASPHALT PLANT LOCATION INFORMATION FORM (ATT C)

Vendor name shall be entered here by the Vendor: KELLY PAVING, INC.

Vendor Instructions: For bidding, vendor shall enter below the source ASPHALT Plant Names and Locations, including their 911 address. Vendor must list with each source Plant Name and Location listed the counties that plant will be used to service for this contract. Reference Section 7.2.2 for additional instructions. A complete set of pricing pages and plant information forms must be provided for each separate set of pricing (by county) submitted (ATT A, ATT B, ATT C, ATT D).

Vendor's ASPHALT Plant Location for use with LAYDOWN services	
This plant shall be sourced by the vendor to serve the following counties and correspond with counties marked on Pricing Pages	
County names	MARSHALL, PLEASANTS, TYLER, WETZEL
Plant Name & Location	KELLY PAVING, INC 123 DODD DRIVE ST MARYS WV 26170
Vendor's ASPHALT Plant Location for use with LAYDOWN services	
This plant shall be sourced by the vendor to serve the following counties and correspond with counties marked on Pricing Pages	
County names	
Plant Name & Location	
Vendor's ASPHALT Plant Location for use with LAYDOWN services	
This plant shall be sourced by the vendor to serve the following counties and correspond with counties marked on Pricing Pages	
County names	
Plant Name & Location	
Vendor's ASPHALT Plant Location for use with LAYDOWN services	
This plant shall be sourced by the vendor to serve the following counties and correspond with counties marked on Pricing Pages	
County names	
Plant Name & Location	

Asphalt Materials Delivery & Labor by Vendor by County

ATTACHMENT A PRICING PAGE (ATT A)

Vendor name shall be entered here by the Vendor: KELLY PAVING, INC.

Vendor instructions: For bidding, Vendor shall mark with an "X" the counties that correspond with the pricing on this page. If Vendor has varied pricing per county, Vendor shall complete a separate set of Pricing Pages (ATT A and ATT B) as well as separate Plant Information Forms (ATT C & ATT D) for each county pricing set. Vendor must complete TWO Pricing Pages (ATT A and ATT B) as well as all Plant Information Forms for each pricing set submitted.

<input type="checkbox"/> Barbour	<input type="checkbox"/> Doddridge	<input type="checkbox"/> Harrison	<input checked="" type="checkbox"/> Marshall	<input type="checkbox"/> Morgan	<input type="checkbox"/> Raleigh	<input type="checkbox"/> Upshur
<input type="checkbox"/> Berkeley	<input type="checkbox"/> Fayette	<input type="checkbox"/> Jackson	<input type="checkbox"/> Mason	<input type="checkbox"/> Nicholas	<input type="checkbox"/> Randolph	<input type="checkbox"/> Wayne
<input type="checkbox"/> Boone	<input type="checkbox"/> Gilmer	<input type="checkbox"/> Jefferson	<input type="checkbox"/> McDowell	<input type="checkbox"/> Ohio	<input type="checkbox"/> Ritchie	<input type="checkbox"/> Webster
<input type="checkbox"/> Braxton	<input type="checkbox"/> Grant	<input type="checkbox"/> Kanawha	<input type="checkbox"/> Mercer	<input type="checkbox"/> Pendleton	<input type="checkbox"/> Roane	<input checked="" type="checkbox"/> Wetzel
<input type="checkbox"/> Brooke	<input type="checkbox"/> Greenbrier	<input type="checkbox"/> Lewis	<input type="checkbox"/> Mineral	<input checked="" type="checkbox"/> Pleasants	<input type="checkbox"/> Summers	<input type="checkbox"/> Wirt
<input type="checkbox"/> Cabell	<input type="checkbox"/> Hampshire	<input type="checkbox"/> Lincoln	<input type="checkbox"/> Mingo	<input type="checkbox"/> Pocahontas	<input type="checkbox"/> Taylor	<input type="checkbox"/> Wood
<input type="checkbox"/> Calhoun	<input type="checkbox"/> Hancock	<input type="checkbox"/> Logan	<input type="checkbox"/> Monongalia	<input type="checkbox"/> Preston	<input type="checkbox"/> Tucker	<input type="checkbox"/> Wyoming
<input type="checkbox"/> Clay	<input type="checkbox"/> Hardy	<input type="checkbox"/> Marion	<input type="checkbox"/> Monroe	<input type="checkbox"/> Putnam	<input checked="" type="checkbox"/> Tyler	

Supplier Name - Vendor's Sourced Plant	Contract Item #	Contract Item Description	Unit of Measure	List Price
KELLY PAVING, INC.	A1	Asphalt Section 401 - Base I	TON	61.00
KELLY PAVING, INC.	A2	Asphalt Section 401 - 25mm Superpave	TON	70.00
KELLY PAVING, INC.	A3	Asphalt Section 401 - Base II	TON	66.00
KELLY PAVING, INC.	A4	Asphalt Section 401 - Patch and Level	TON	66.00
KELLY PAVING, INC.	A5	Asphalt Section 401 - Wearing IV	TON	66.00
KELLY PAVING, INC.	A6	Asphalt Section 402 - Wearing IV	TON	75.00
KELLY PAVING, INC.	A7	Asphalt Section 401 - 19mm Superpave	TON	70.00
KELLY PAVING, INC.	A8	Asphalt Section 401 - Scratch Course	TON	66.00
KELLY PAVING, INC.	A9	Asphalt Section 402 - 9.5mm Superpave	TON	85.00
KELLY PAVING, INC.	A10	Asphalt Section 401 - Wearing I	TON	73.00
KELLY PAVING, INC.	A11	Asphalt Section 402 - Wearing I	TON	75.00
KELLY PAVING, INC.	A12	Asphalt Section 401 - 4.75mm Superpave	TON	85.00
KELLY PAVING, INC.	A13	Asphalt Section 402 - 4.75mm Superpave	TON	90.00
KELLY PAVING, INC.	A14	Asphalt Section 401 - Wearing III	TON	80.00
KELLY PAVING, INC.	A15	Asphalt Section 402 - Wearing III	TON	85.00
KELLY PAVING, INC.	A16	Asphalt Section 401 - 12.5mm Superpave	TON	73.00
KELLY PAVING, INC.	A17	Asphalt Section 402 - 12.5mm Superpave	TON	76.00
KELLY PAVING, INC.	B	Shoulder Stone Placement for Asphalt Section 307 - Class 10	TON	55.00
	C	Shoulder Stone Mobilization - Complete on Attachment B (ATT B)	LUMP SUM	
KELLY PAVING, INC.	D1	Haul by Vendor Shoulder Stone Placement - First Ton Mile	MILE	1.50
KELLY PAVING, INC.	D2	Haul by Vendor Shoulder Stone Placement - Each Additional Mile	MILE	0.28
KELLY PAVING, INC.	E1	Surcharge for PG Binder - 70 minus 22	TON	5.00
KELLY PAVING, INC.	E2	Surcharge for PG Binder 76 minus 22 ordered in 400 Ton increments	TON	12.00
KELLY PAVING, INC.	F1	Asphalt Haul by Vendor - First Ton Mile	MILE	1.50
KELLY PAVING, INC.	F2	Asphalt Haul by Vendor - Each Additional Mile	MILE	0.28
KELLY PAVING, INC.	G1	Laydown of Materials - Items A and U, Each Site 0 to 100 Tons	TON	65.00
KELLY PAVING, INC.	G2	Laydown of Materials - Items A and U, Each Site 101 to 200 Tons	TON	20.00
KELLY PAVING, INC.	G3	Laydown of Materials - Items A and U, Each Site 201 to 500 Tons	TON	10.00
KELLY PAVING, INC.	G4	Laydown of Materials - Items A and U, Each Site 501 Tons or Greater	TON	7.00
	H1	Mobilization - Daytime Paving - Complete on Attachment B (ATT B)	LUMP SUM	
	H2	Mobilization - Nighttime Paving - Complete on Attachment B (ATT B)	LUMP SUM	
KELLY PAVING, INC.	I1	Excavation for Shoulder Paving - 0 to 1000 Sq. Yards	SY	6.00
KELLY PAVING, INC.	I2	Excavation for Shoulder Paving - 1001 to 2000 Sq. Yards	SY	3.00
KELLY PAVING, INC.	I3	Excavation for Shoulder Paving - 2001 to 3000 Sq. Yards	SY	2.00
KELLY PAVING, INC.	I4	Excavation for Shoulder Paving - 3001 Sq. Yards or Greater	SY	1.50
KELLY PAVING, INC.	J1	Asphalt Base I Shoulder Paving Surcharge - 0 to 100 Tons	TON	20.00
KELLY PAVING, INC.	J2	Asphalt Base I Shoulder Paving Surcharge - 101 to 200 Tons	TON	10.00
KELLY PAVING, INC.	J3	Asphalt Base I Shoulder Paving Surcharge - 201 to 500 Tons	TON	2.50
KELLY PAVING, INC.	J4	Asphalt Base I Shoulder Paving Surcharge - 501 Tons or Greater	TON	1.50
KELLY PAVING, INC.	K1	Asphalt Base II Shoulder Paving Surcharge - 0 to 100 Tons	TON	20.00
KELLY PAVING, INC.	K2	Asphalt Base II Shoulder Paving Surcharge - 101 to 200 Tons	TON	10.00
KELLY PAVING, INC.	K3	Asphalt Base II Shoulder Paving Surcharge - 201 to 500 Tons	TON	2.50
KELLY PAVING, INC.	K4	Asphalt Base II Shoulder Paving Surcharge - 501 Tons or Greater	TON	1.50
KELLY PAVING, INC.	L	Asphalt Material for Tack Coat or Prime Material	GAL	2.50
KELLY PAVING, INC.	M	Additional Heel-in Joints	LF	10.00
KELLY PAVING, INC.	N	Skip Paving Surcharge	TON	4.00
KELLY PAVING, INC.	O1	Pavement Profiling/Milling - 0 to 250 Sq. Yards	SY	22.00
KELLY PAVING, INC.	O2	Pavement Profiling/Milling - 251 to 500 Sq. Yards	SY	18.00
KELLY PAVING, INC.	O3	Pavement Profiling/Milling - 501 to 1000 Sq. Yards	SY	12.00
KELLY PAVING, INC.	O4	Pavement Profiling/Milling - 1001 to 2500 Sq. Yards	SY	9.50
KELLY PAVING, INC.	O5	Pavement Profiling/Milling - 2501 to 5000 Sq. Yards	SY	5.50
KELLY PAVING, INC.	O6	Pavement Profiling/Milling - 5001 Sq. Yards or Greater	SY	4.00
	P	Mobilization - Pavement Profiling/Milling - Complete on Attachment B (ATT B)	LUMP SUM	
KELLY PAVING, INC.	Q1	Haul of Profilled/Milled Cuttings - First 10 Miles (Included with Contract Items O)	MILE	No Add'l Charge
KELLY PAVING, INC.	Q2	Haul of Profilled/Milled Cuttings - Each Additional Mile (Above 10 Miles)	MILE	6.00
KELLY PAVING, INC.	R	Pavement Repair - Asphalt Base II	TON	300.00
KELLY PAVING, INC.	S	Asphalt HPTO - SP496 - PG 64E-22 ordered 400 Ton increments	TON	115.00
KELLY PAVING, INC.	T	Non-Tracking Tack - to be used with S	GAL	4.00
KELLY PAVING, INC.	U	Lay Down of Materials - to be used with S - 400 Ton or Greater	TON	20.00
KELLY PAVING, INC.	V	Ultra-Thin Asphalt Overlay - SP496	TON	85.00

Asphalt Materials Delivery & Labor by Vendor by County

ATTACHMENT A PRICING PAGE (ATT A)

Vendor name shall be entered here by the Vendor: KELLY PAVING, INC

Vendor Instructions: For bidding, vendor shall mark with an "X" the counties that correspond with the pricing on this page. If vendor has varied pricing per county, vendor shall complete a separate set of Pricing Pages (ATT A and ATT B) as well as separate Plant Information Forms (ATT C & ATT D) for each county pricing set. Vendor must complete TWO Pricing Pages (ATT A and ATT B) as well as all Plant Information Forms for each pricing set submitted.

<input type="checkbox"/> Barbour	<input type="checkbox"/> Doddridge	<input type="checkbox"/> Harrison	<input checked="" type="checkbox"/> Marshall	<input type="checkbox"/> Morgan	<input type="checkbox"/> Raleigh	<input type="checkbox"/> Upshur
<input type="checkbox"/> Berkeley	<input type="checkbox"/> Fayette	<input type="checkbox"/> Jackson	<input type="checkbox"/> Mason	<input type="checkbox"/> Nicholas	<input type="checkbox"/> Randolph	<input type="checkbox"/> Wayne
<input type="checkbox"/> Boone	<input type="checkbox"/> Gilmer	<input type="checkbox"/> Jefferson	<input type="checkbox"/> McDowell	<input type="checkbox"/> Ohio	<input type="checkbox"/> Ritchie	<input type="checkbox"/> Webster
<input type="checkbox"/> Braxton	<input type="checkbox"/> Grant	<input type="checkbox"/> Kanawha	<input type="checkbox"/> Mercer	<input type="checkbox"/> Pendleton	<input type="checkbox"/> Roane	<input checked="" type="checkbox"/> Wetzel
<input type="checkbox"/> Brooke	<input type="checkbox"/> Greenbrier	<input type="checkbox"/> Lewis	<input type="checkbox"/> Mineral	<input checked="" type="checkbox"/> Pleasants	<input type="checkbox"/> Summers	<input type="checkbox"/> Wirt
<input type="checkbox"/> Cabell	<input type="checkbox"/> Hampshire	<input type="checkbox"/> Lincoln	<input type="checkbox"/> Mingo	<input type="checkbox"/> Pocahontas	<input type="checkbox"/> Taylor	<input type="checkbox"/> Wood
<input type="checkbox"/> Calhoun	<input type="checkbox"/> Hancock	<input type="checkbox"/> Logan	<input type="checkbox"/> Monongalia	<input type="checkbox"/> Preston	<input type="checkbox"/> Tucker	<input type="checkbox"/> Wyoming
<input type="checkbox"/> Clay	<input type="checkbox"/> Hardy	<input type="checkbox"/> Marion	<input type="checkbox"/> Monroe	<input type="checkbox"/> Putnam	<input checked="" type="checkbox"/> Tyler	

Supplier Name - Vendor's Sourced Plant	Contract Item #	Contract Item Description	Unit of Measure	List Price
KELLY PAVING, INC	W1	Fine Milling of Asphalt Pavement Surfaces: 0 to 250 Sq. Yards	SY	25.00
KELLY PAVING, INC	W2	Fine Milling of Asphalt Pavement Surfaces: 251 to 500 Sq. Yards	SY	18.00
KELLY PAVING, INC	W3	Fine Milling of Asphalt Pavement Surfaces: 501 to 1000 Sq. Yards	SY	11.50
KELLY PAVING, INC	W4	Fine Milling of Asphalt Pavement Surfaces: 1001 to 2500 Sq. Yards	SY	5.50
KELLY PAVING, INC	W5	Fine Milling of Asphalt Pavement Surfaces: 2501 to 5000 Sq. Yards	SY	3.00
KELLY PAVING, INC	W6	Fine Milling of Asphalt Pavement Surfaces: 5001 SY or Greater	SY	2.00
KELLY PAVING, INC	X	Milled Rumble Strips	LF	0.35
	Y	Mobilization - Milled Rumble Strips - Complete on Attachment B (ATT B)	LUMP SUM	
KELLY PAVING, INC	Z	Surcharge for Parking Lot and Facility Paving	TON	5.00
KELLY PAVING, INC	4A	Cleaning and Sweeping	SY	0.01
KELLY PAVING, INC	AB1	Maintaining Traffic - Pilot Truck and Driver	DAY	800.00
KELLY PAVING, INC	AB2	Maintaining Traffic - Traffic Control Devices	UNIT	0.90
KELLY PAVING, INC	AB3	Maintaining Traffic - Flagger	HOUR	65.00
KELLY PAVING, INC	AB4	Maintaining Traffic - Arrow Board	DAY	25.00
KELLY PAVING, INC	AC1	Off-Season Plant Opening - First Day	DAY	5000.00
KELLY PAVING, INC	AC2	Off-Season Plant Opening - Each Additional Day	DAY	1000.00

Total Number of Attachment A pages submitted by Vendor: _____

Asphalt Materials Delivery & Labor by Vendor by County

ATTACHMENT B MOBILIZATION PRICING PAGE (ATT B)

KELLY PAVING, INC.

Vendor name shall be entered here by the Vendor: _____

Vendor Instructions: For bidding, Vendor shall enter below the Mobilization Item Pricing from Vendor's Sourced Plant Locations referenced on Attachment A Pricing Pages (ATT A). A complete set of pricing pages and plant information forms must be provided for each separate set of pricing (by county) submitted (ATT A, ATT B, ATT C, ATT D).

County	Unit of Measure	Item C, Mobilization Shoulder Stone	Item H1, Mobilization DAYTIME Paving	Item H2, Mobilization NIGHTTIME Paving	Item P, Mobilization Pavement Profiling	Item Y, Mobilization Mill/Ed Random Strips
Barbour	LUMP SUM					
Berkeley	LUMP SUM					
Boone	LUMP SUM					
Brandon	LUMP SUM					
Brooks	LUMP SUM					
Cabell	LUMP SUM					
Calhoun	LUMP SUM					
Clay	LUMP SUM					
Doddridge	LUMP SUM					
Fayette	LUMP SUM					
Gilmer	LUMP SUM					
Grant	LUMP SUM					
Greene	LUMP SUM					
Hampshire	LUMP SUM					
Hancock	LUMP SUM					
Harby	LUMP SUM					
Harrison	LUMP SUM					
Jackson	LUMP SUM					
Jefferson	LUMP SUM					
Kanawha	LUMP SUM					
Lincoln	LUMP SUM					
Logan	LUMP SUM					
Martin	LUMP SUM					
Martinsburg	LUMP SUM	1,500.00	1,500.00	2,500.00	3,000.00	3,000.00
Mason	LUMP SUM					
McDowell	LUMP SUM					
Mercer	LUMP SUM					
Mingo	LUMP SUM					
Monongalia	LUMP SUM					
Morocco	LUMP SUM					
Morgan	LUMP SUM					
Nicholas	LUMP SUM					
Ohio	LUMP SUM					
Pendleton	LUMP SUM					
Pleasant	LUMP SUM	1,000.00	1,000.00	2,000.00	3,000.00	3,000.00
Pocahontas	LUMP SUM					
Putnam	LUMP SUM					
Raleigh	LUMP SUM					
Randolph	LUMP SUM					
Richie	LUMP SUM					
Roane	LUMP SUM					
Sunburn	LUMP SUM					
Taylor	LUMP SUM					
Tucker	LUMP SUM					
Tyler	LUMP SUM	1,000.00	1,000.00	2,000.00	3,000.00	3,000.00
Upshur	LUMP SUM					
Wayne	LUMP SUM					
Webster	LUMP SUM					
Wetzel	LUMP SUM	1,500.00	1,500.00	2,500.00	3,000.00	3,000.00
Wirt	LUMP SUM					
Wood	LUMP SUM					
Wyoming	LUMP SUM					

Asphalt Materials Delivery & Labor by Vendor by County
ATTACHMENT D. STONE PLANT LOCATION INFORMATION FORM (ATT D)
KELLY PAVING, INC.

Vendor name shall be entered here by the Vendor: _____

Vendor Instructions: For bidding, vendor shall enter below the **STONE** source Plant Names and Locations, including their 911 address. Vendor must list with each source Plant Name and Location listed the counties that plant will be used to service for this contract. Reference Section 7.2.2 for additional instructions. A complete set of Pricing Pages and Plant Information Forms must be provided for each separate set of pricing (by county) submitted (ATT A, ATT B, ATT C, ATT D).

Vendor's SHOULDER STONE Plant Location for use with LAYDOWN services	
This plant shall be sourced by the vendor to serve the following counties and correspond with counties marked on Pricing Pages	
County names	CALHOUN, DODDRIDGE, GILMER, HARRISON, MARSHALL, PLEASANTS, RITCHIE, ROANE, TYLER, WETZEL, WRT, WOOD
Plant Name & Location	KELLY PAVING, INC. 123 DODD DRIVE ST MARYS WV 26170
Vendor's SHOULDER STONE Plant Location for use with LAYDOWN services	
This plant shall be sourced by the vendor to serve the following counties and correspond with counties marked on Pricing Pages	
County names	
Plant Name & Location	
Vendor's SHOULDER STONE Plant Location for use with LAYDOWN services	
This plant shall be sourced by the vendor to serve the following counties and correspond with counties marked on Pricing Pages	
County names	
Plant Name & Location	
Vendor's SHOULDER STONE Plant Location for use with LAYDOWN services	
This plant shall be sourced by the vendor to serve the following counties and correspond with counties marked on Pricing Pages	
County names	
Plant Name & Location	

Asphalt Materials Delivery & Labor by Vendor by County
 ATTACHMENT C: ASPHALT PLANT LOCATION INFORMATION FORM (ATT C)

Vendor name shall be entered here by the Vendor: KELLY PAVING, INC.

Vendor Instructions: For bidding, Vendor shall enter below the source ASPHALT Plant Names and Locations, including their 911 address. Vendor must list with each source Plant Name and Location listed the counties that plant will be used to service for this contract. Reference Section 7.2.2 for additional instructions. A complete set of pricing pages and plant information forms must be provided for each separate set of pricing (by county) submitted (ATT A, ATT B, ATT C, ATT D).

Vendor's ASPHALT Plant Location for use with LAYDOWN services	
This plant shall be sourced by the vendor to serve the following counties and correspond with counties marked on Pricing Pages	
County names	CALHOUN, DODDRIDGE, GILMER, HARRISON, MARSHALL, PLEASANTS, RITCHIE, ROANE, TYLER, WETZEL, WIRT, WOOD
Plant Name & Location	KELLY PAVING, INC. 123 DODD DRIVE ST MARYS WV 26170
Vendor's ASPHALT Plant Location for use with LAYDOWN services	
This plant shall be sourced by the vendor to serve the following counties and correspond with counties marked on Pricing Pages	
County names	
Plant Name & Location	
Vendor's ASPHALT Plant Location for use with LAYDOWN services	
This plant shall be sourced by the vendor to serve the following counties and correspond with counties marked on Pricing Pages	
County names	
Plant Name & Location	
Vendor's ASPHALT Plant Location for use with LAYDOWN services	
This plant shall be sourced by the vendor to serve the following counties and correspond with counties marked on Pricing Pages	
County names	
Plant Name & Location	

Asphalt Materials Delivery & Labor by Vendor by County

ATTACHMENT B MOBILIZATION PRICING PAGE (ATT B)

KELLY PAVING, INC.

Vendor name shall be entered here by the Vendor:

Vendor Instructions: For bidding, Vendor shall enter below the Mobilization Item Pricing from Vendor's Sourced Plant Locations referenced on Attachment A Pricing Pages (ATT A). A complete set of pricing pages and plant information forms must be provided for each separate set of pricing (by county) submitted (ATT A, ATT B, ATT C, ATT D).

County	Unit of Measure	Item C, Mobilization Shoulder Stone	Item M1, Mobilization DAYTIME Paving	Item M2, Mobilization NIGHTTIME Paving	Item P, Mobilization Pavement Profiling	Item Y, Mobilization Wetted Flexible Strips
Barbour	LUMP SUM					
Berkeley	LUMP SUM					
Boone	LUMP SUM					
Boston	LUMP SUM					
Brock	LUMP SUM					
Cabell	LUMP SUM					
Calhoun	LUMP SUM	1,000.00	1,000.00	2,000.00	3,000.00	3,000.00
Clay	LUMP SUM					
Dodderidge	LUMP SUM	1,500.00	1,500.00	2,500.00	3,000.00	3,000.00
Fayette	LUMP SUM					
Gaines	LUMP SUM	1,500.00	1,500.00	2,500.00	3,000.00	3,000.00
Grant	LUMP SUM					
Greenbrier	LUMP SUM					
Hampshire	LUMP SUM					
Hancock	LUMP SUM					
Hardy	LUMP SUM					
Harrison	LUMP SUM	2,000.00	2,000.00	3,000.00	3,000.00	3,000.00
Jackson	LUMP SUM					
Jefferson	LUMP SUM					
Kanawha	LUMP SUM					
Lewis	LUMP SUM					
Lincoln	LUMP SUM					
Logan	LUMP SUM					
Marion	LUMP SUM					
Marshall	LUMP SUM	1,500.00	1,500.00	2,500.00	3,000.00	3,000.00
Mason	LUMP SUM					
McDowell	LUMP SUM					
Mercer	LUMP SUM					
Mingo	LUMP SUM					
Minnehaha	LUMP SUM					
Mingo	LUMP SUM					
Monongalia	LUMP SUM					
Monroe	LUMP SUM					
Morgan	LUMP SUM					
Nichols	LUMP SUM					
Ohio	LUMP SUM					
Pendleton	LUMP SUM					
Pleasants	LUMP SUM	1,000.00	1,000.00	2,000.00	3,000.00	3,000.00
Pocahontas	LUMP SUM					
Preston	LUMP SUM					
Putnam	LUMP SUM					
Raleigh	LUMP SUM					
Randolph	LUMP SUM					
Richie	LUMP SUM	1,000.00	1,000.00	2,000.00	3,000.00	3,000.00
Roane	LUMP SUM	1,500.00	1,500.00	2,500.00	3,000.00	3,000.00
Summers	LUMP SUM					
Taylor	LUMP SUM					
Tucker	LUMP SUM					
Tyler	LUMP SUM	1,000.00	1,000.00	2,000.00	3,000.00	3,000.00
Upshur	LUMP SUM					
Wayne	LUMP SUM					
Webster	LUMP SUM					
Wetzel	LUMP SUM	1,500.00	1,500.00	2,500.00	3,000.00	3,000.00
Wirt	LUMP SUM	1,000.00	1,000.00	1,500.00	3,000.00	3,000.00
Wood	LUMP SUM	1,000.00	1,000.00	1,500.00	3,000.00	3,000.00
Wyoming	LUMP SUM					

Asphalt Materials Delivery & Labor by Vendor by County

ATTACHMENT A PRICING PAGE (ATT A)

Vendor name shall be entered here by the Vendor: KELLY PAVING, INC.

Vendor Instructions: For bidding, Vendor shall mark with an "X" the counties that correspond with the pricing on this page. If Vendor has varied pricing per county, Vendor shall complete a separate set of Pricing Pages (ATT A and ATT B) as well as separate Plant Information Forms (ATT C & ATT D) for each county pricing set. Vendor must complete TWO Pricing Pages (ATT A and ATT B) as well as all Plant Information Forms for each pricing set submitted.

<input type="checkbox"/> Barbour	<input checked="" type="checkbox"/> Doddridge	<input checked="" type="checkbox"/> Harrison	<input checked="" type="checkbox"/> Marshall	<input type="checkbox"/> Morgan	<input type="checkbox"/> Raleigh	<input type="checkbox"/> Upshur
<input type="checkbox"/> Berkeley	<input type="checkbox"/> Fayette	<input type="checkbox"/> Jackson	<input type="checkbox"/> Mason	<input type="checkbox"/> Nicholas	<input type="checkbox"/> Randolph	<input type="checkbox"/> Wayne
<input type="checkbox"/> Boone	<input checked="" type="checkbox"/> Gilmer	<input type="checkbox"/> Jefferson	<input type="checkbox"/> McDowell	<input type="checkbox"/> Ohio	<input checked="" type="checkbox"/> Ritchie	<input type="checkbox"/> Webster
<input type="checkbox"/> Braxton	<input type="checkbox"/> Grant	<input type="checkbox"/> Kanawha	<input type="checkbox"/> Mercer	<input type="checkbox"/> Pendleton	<input checked="" type="checkbox"/> Roane	<input checked="" type="checkbox"/> Wetzel
<input type="checkbox"/> Brooke	<input type="checkbox"/> Greenbrier	<input type="checkbox"/> Lewis	<input type="checkbox"/> Mineral	<input checked="" type="checkbox"/> Pleasants	<input type="checkbox"/> Summers	<input checked="" type="checkbox"/> Wirt
<input type="checkbox"/> Cabell	<input type="checkbox"/> Hampshire	<input type="checkbox"/> Lincoln	<input type="checkbox"/> Mingo	<input type="checkbox"/> Pocahontas	<input type="checkbox"/> Taylor	<input checked="" type="checkbox"/> Wood
<input checked="" type="checkbox"/> Calhoun	<input type="checkbox"/> Hancock	<input type="checkbox"/> Logan	<input type="checkbox"/> Monongalia	<input type="checkbox"/> Preston	<input type="checkbox"/> Tucker	<input type="checkbox"/> Wyoming
<input type="checkbox"/> Clay	<input type="checkbox"/> Hardy	<input type="checkbox"/> Marion	<input type="checkbox"/> Monroe	<input type="checkbox"/> Putnam	<input checked="" type="checkbox"/> Tyler	

Supplier Name - Vendor's Sourced Plant	Contract Item #	Contract Item Description	Unit of Measure	List Price
KELLY PAVING, INC.	A1	Asphalt Section 401 - Base I	TON	61.00
KELLY PAVING, INC.	A2	Asphalt Section 401 - 25mm Superpave	TON	70.00
KELLY PAVING, INC.	A3	Asphalt Section 401 - Base II	TON	66.00
KELLY PAVING, INC.	A4	Asphalt Section 401 - Patch and Level	TON	66.00
KELLY PAVING, INC.	A5	Asphalt Section 401 - Wearing IV	TON	66.00
KELLY PAVING, INC.	A6	Asphalt Section 402 - Wearing IV	TON	75.00
KELLY PAVING, INC.	A7	Asphalt Section 401 - 19mm Superpave	TON	70.00
KELLY PAVING, INC.	A8	Asphalt Section 401 - Scratch Course	TON	66.00
KELLY PAVING, INC.	A9	Asphalt Section 402 - 9.5mm Superpave	TON	85.00
KELLY PAVING, INC.	A10	Asphalt Section 401 - Wearing I	TON	73.00
KELLY PAVING, INC.	A11	Asphalt Section 402 - Wearing I	TON	75.00
KELLY PAVING, INC.	A12	Asphalt Section 401 - 4.75mm Superpave	TON	85.00
KELLY PAVING, INC.	A13	Asphalt Section 402 - 4.75mm Superpave	TON	90.00
KELLY PAVING, INC.	A14	Asphalt Section 401 - Wearing III	TON	80.00
KELLY PAVING, INC.	A15	Asphalt Section 402 - Wearing III	TON	85.00
KELLY PAVING, INC.	A16	Asphalt Section 401 - 12.5mm Superpave	TON	73.00
KELLY PAVING, INC.	A17	Asphalt Section 402 - 12.5mm Superpave	TON	76.00
KELLY PAVING, INC.	B	Shoulder Stone Placement for Asphalt Section 307 - Class 10	TON	50.00
	C	Shoulder Stone Mobilization - Complete on Attachment B (ATT B)	LUMP SUM	
KELLY PAVING, INC.	D1	Haul by Vendor Shoulder Stone Placement - First Ton Mile	MILE	1.50
KELLY PAVING, INC.	D2	Haul by Vendor Shoulder Stone Placement - Each Additional Mile	MILE	0.28
KELLY PAVING, INC.	E1	Surcharge for PG Binder - 70 minus 22	TON	5.00
KELLY PAVING, INC.	E2	Surcharge for PG Binder 76 minus 22 ordered in 400 Ton increments	TON	12.00
KELLY PAVING, INC.	F1	Asphalt Haul by Vendor - First Ton Mile	MILE	1.50
KELLY PAVING, INC.	F2	Asphalt Haul by Vendor - Each Additional Mile	MILE	0.28
KELLY PAVING, INC.	G1	Laydown of Materials, Items A and U, Each Site 0 to 100 Tons	TON	65.00
KELLY PAVING, INC.	G2	Laydown of Materials, Items A and U, Each Site 101 to 200 Tons	TON	20.00
KELLY PAVING, INC.	G3	Laydown of Materials, Items A and U, Each Site 201 to 500 Tons	TON	10.00
KELLY PAVING, INC.	G4	Laydown of Materials, Items A and U, Each Site 501 Tons or Greater	TON	7.00
	H1	Mobilization - Daytime Paving - Complete on Attachment B (ATT B)	LUMP SUM	
	H2	Mobilization - Nighttime Paving - Complete on Attachment B (ATT B)	LUMP SUM	
KELLY PAVING, INC.	I1	Excavation for Shoulder Paving - 0 to 1000 Sq. Yards	SY	6.00
KELLY PAVING, INC.	I2	Excavation for Shoulder Paving - 1001 to 2000 Sq. Yards	SY	3.00
KELLY PAVING, INC.	I3	Excavation for Shoulder Paving - 2001 to 3000 Sq. Yards	SY	2.00
KELLY PAVING, INC.	I4	Excavation for Shoulder Paving - 3001 Sq. Yards or Greater	SY	1.50
KELLY PAVING, INC.	J1	Asphalt Base I Shoulder Paving Surcharge - 0 to 100 Tons	TON	20.00
KELLY PAVING, INC.	J2	Asphalt Base I Shoulder Paving Surcharge - 101 to 200 Tons	TON	10.00
KELLY PAVING, INC.	J3	Asphalt Base I Shoulder Paving Surcharge - 201 to 500 Tons	TON	2.50
KELLY PAVING, INC.	J4	Asphalt Base I Shoulder Paving Surcharge - 501 Tons or Greater	TON	1.50
KELLY PAVING, INC.	K1	Asphalt Base II Shoulder Paving Surcharge - 0 to 100 Tons	TON	20.00
KELLY PAVING, INC.	K2	Asphalt Base II Shoulder Paving Surcharge - 101 to 200 Tons	TON	10.00
KELLY PAVING, INC.	K3	Asphalt Base II Shoulder Paving Surcharge - 201 to 500 Tons	TON	2.50
KELLY PAVING, INC.	K4	Asphalt Base II Shoulder Paving Surcharge - 501 Tons or Greater	TON	1.50
KELLY PAVING, INC.	L	Asphalt Material for Tack Coat or Prime Material	GAL	2.50
KELLY PAVING, INC.	M	Additional Heel-in Joints	LF	10.00
KELLY PAVING, INC.	N	Skip Paving Surcharge	TON	4.00
KELLY PAVING, INC.	O1	Pavement Profiling/Milling - 0 to 250 Sq. Yards	SY	22.00
KELLY PAVING, INC.	O2	Pavement Profiling/Milling - 251 to 500 Sq. Yards	SY	18.00
KELLY PAVING, INC.	O3	Pavement Profiling/Milling - 501 to 1000 Sq. Yards	SY	12.00
KELLY PAVING, INC.	O4	Pavement Profiling/Milling - 1001 to 2500 Sq. Yards	SY	9.50
KELLY PAVING, INC.	O5	Pavement Profiling/Milling - 2501 to 5000 Sq. Yards	SY	5.50
KELLY PAVING, INC.	O6	Pavement Profiling/Milling - 5001 Sq. Yards or Greater	SY	4.00
	P	Mobilization - Pavement Profiling/Milling - Complete on Attachment B (ATT B)	LUMP SUM	
KELLY PAVING, INC.	Q1	Haul of Profilled/Milled Cuttings, First 10 Miles (Included with Contract Items O)	MILE	No Addl Charge
	Q2	Haul of Profilled/Milled Cuttings, Each Additional Mile (Above 10 Miles)	MILE	6.00
KELLY PAVING, INC.	R	Pavement Repair - Asphalt Base II	TON	300.00
KELLY PAVING, INC.	S	Asphalt HPTO - SP496 - PG 64E-22 ordered 400 Ton increments	TON	115.00
KELLY PAVING, INC.	T	Non-Tracking Tack - to be used with S	GAL	4.00
KELLY PAVING, INC.	U	Lay Down of Materials - to be used with S - 400 Ton or Greater	TON	20.00
KELLY PAVING, INC.	V	Ultra-Thin Asphalt Overlay - SP496	TON	85.00

Asphalt Materials Delivery & Labor by Vendor by County

ATTACHMENT A PRICING PAGE (ATT A)

Vendor name shall be entered here by the Vendor: KELLY PAVING, INC

Vendor Instructions: For bidding, vendor shall mark with an "X" the counties that correspond with the pricing on this page. If vendor has varied pricing per county, Vendor shall complete a separate set of Pricing Pages (ATT A and ATT B) as well as separate Plant Information Forms (ATT C & ATT D) for each county pricing set. Vendor must complete 17W1 Pricing Pages (ATT A and ATT B) as well as all Plant Information Forms for each pricing set submitted.

<input type="checkbox"/> Barbour	<input checked="" type="checkbox"/> Doddridge	<input checked="" type="checkbox"/> Harrison	<input checked="" type="checkbox"/> Marshall	<input type="checkbox"/> Morgan	<input type="checkbox"/> Raleigh	<input type="checkbox"/> Upshur
<input type="checkbox"/> Berkeley	<input type="checkbox"/> Fayette	<input type="checkbox"/> Jackson	<input type="checkbox"/> Mason	<input type="checkbox"/> Nicholas	<input type="checkbox"/> Randolph	<input type="checkbox"/> Wayne
<input type="checkbox"/> Boone	<input checked="" type="checkbox"/> Gilmer	<input type="checkbox"/> Jefferson	<input type="checkbox"/> McDowell	<input type="checkbox"/> Ohio	<input checked="" type="checkbox"/> Ritchie	<input type="checkbox"/> Webster
<input type="checkbox"/> Braxton	<input type="checkbox"/> Grant	<input type="checkbox"/> Kanawha	<input type="checkbox"/> Mercer	<input type="checkbox"/> Pendleton	<input checked="" type="checkbox"/> Roane	<input checked="" type="checkbox"/> Wetzel
<input type="checkbox"/> Brooke	<input type="checkbox"/> Greenbrier	<input type="checkbox"/> Lewis	<input type="checkbox"/> Mineral	<input checked="" type="checkbox"/> Pleasants	<input type="checkbox"/> Summers	<input checked="" type="checkbox"/> Wirt
<input type="checkbox"/> Cabell	<input type="checkbox"/> Hampshire	<input type="checkbox"/> Lincoln	<input type="checkbox"/> Mingo	<input type="checkbox"/> Pocahontas	<input type="checkbox"/> Taylor	<input checked="" type="checkbox"/> Wood
<input checked="" type="checkbox"/> Calhoun	<input type="checkbox"/> Hancock	<input type="checkbox"/> Logan	<input type="checkbox"/> Monongalia	<input type="checkbox"/> Preston	<input type="checkbox"/> Tucker	<input type="checkbox"/> Wyoming
<input type="checkbox"/> Clay	<input type="checkbox"/> Hardy	<input type="checkbox"/> Marion	<input type="checkbox"/> Monroe	<input type="checkbox"/> Putnam	<input checked="" type="checkbox"/> Tyler	

Supplier Name - Vendor's Sourced Plant	Contract Item #	Contract Item Description	Unit of Measure	List Price
KELLY PAVING, INC	W1	Fine Milling of Asphalt Pavement Surfaces - 0 to 250 Sq. Yards	SY	25.00
KELLY PAVING, INC	W2	Fine Milling of Asphalt Pavement Surfaces - 251 to 500 Sq. Yards	SY	18.00
KELLY PAVING, INC	W3	Fine Milling of Asphalt Pavement Surfaces - 501 to 1000 Sq. Yards	SY	11.50
KELLY PAVING, INC	W4	Fine Milling of Asphalt Pavement Surfaces - 1001 to 2500 Sq. Yards	SY	5.50
KELLY PAVING, INC	W5	Fine Milling of Asphalt Pavement Surfaces - 2501 to 5000 Sq. Yards	SY	3.00
KELLY PAVING, INC	W6	Fine Milling of Asphalt Pavement Surfaces - 5001 SY or Greater	SY	2.00
KELLY PAVING, INC	X	Milled Rumble Strips	LF	0.35
	Y	Mobilization - Milled Rumble Strips - Complete on Attachment B (ATT B)	LUMP SUM	
KELLY PAVING, INC	Z	Surcharge for Parking Lot and Facility Paving	TON	5.00
KELLY PAVING, INC	AA	Cleaning and Sweeping	SY	0.01
KELLY PAVING, INC	AB1	Maintaining Traffic - Pilot Truck and Driver	DAY	800.00
KELLY PAVING, INC	AB2	Maintaining Traffic - Traffic Control Devices	UNIT	0.90
KELLY PAVING, INC	AB3	Maintaining Traffic - Flagger	HOURL	65.00
KELLY PAVING, INC	AB4	Maintaining Traffic - Arrow Board	DAY	25.00
KELLY PAVING, INC	AC1	Off-Season Plant Opening - First Day	DAY	5000.00
KELLY PAVING, INC	AC2	Off-Season Plant Opening - Each Additional Day	DAY	1,000.00

Total Number of Attachment A pages submitted by Vendor: _____

Asphalt Materials Delivery & Labor by Vendor by County
ATTACHMENT D. STONE PLANT LOCATION INFORMATION FORM (ATT D)
KELLY PAVING, INC.

Vendor name shall be entered here by the Vendor: _____

Vendor instructions: For bidding, Vendor shall enter below the **STONE** source Plant Names and Locations, including their 911 address. Vendor must list with each source Plant Name and Location listed the counties that plant will be used to service for this contract. Reference Section 7.2.2 for additional instructions. A complete set of Pricing Pages and Plant Information Forms must be provided for each separate set of pricing (by county) submitted (ATT A, ATT B, ATT C, ATT D).

Vendor's **SHOULDER STONE** Plant Location for use with LAYDOWN services

This plant shall be sourced by the vendor to serve the following counties and correspond with counties marked on Pricing Pages

County names	CALHOUN, DODDRIDGE, GILMER, HARRISON, PLEASANTS, RITCHIE, ROANE, TYLER, WETZEL, WRT, WOOD
Plant Name & Location	MARTIN MARIETTA
	619 SAND HILL WAY
	PETROLEUM WV 26161

Vendor's **SHOULDER STONE** Plant Location for use with LAYDOWN services

This plant shall be sourced by the vendor to serve the following counties and correspond with counties marked on Pricing Pages

County names	
Plant Name & Location	

Vendor's **SHOULDER STONE** Plant Location for use with LAYDOWN services

This plant shall be sourced by the vendor to serve the following counties and correspond with counties marked on Pricing Pages

County names	
Plant Name & Location	

Vendor's **SHOULDER STONE** Plant Location for use with LAYDOWN services

This plant shall be sourced by the vendor to serve the following counties and correspond with counties marked on Pricing Pages

County names	
Plant Name & Location	

Asphalt Materials Delivery & Labor by Vendor by County
 ATTACHMENT C: ASPHALT PLANT LOCATION INFORMATION FORM (ATT C)

Vendor name shall be entered here by the Vendor KELLY PAVING, INC.

Vendor instructions: For bidding, vendor shall enter below the source ASPHALT Plant Names and Locations, including their 911 address. Vendor must list with each source Plant Name and Location listed the counties that plant will be used to service for this contract. Reference Section 7.2.2 for additional instructions. A complete set of pricing pages and plant information forms must be provided for each separate set of pricing (by county) submitted (ATT A, ATT B, ATT C, ATT D).

Vendor's ASPHALT Plant Location for use with LAYDOWN services	
This plant shall be sourced by the vendor to serve the following counties and correspond with counties marked on Pricing Pages	
County names:	CALHOUN, DODDRIDGE, GILMER, HARRISON, PLEASANTS, RITCHIE, ROANE, TYLER, WETZEL, WIRT, WOOD
Plant Name & Location:	KELLY PAVING, INC. 123 DODD DRIVE ST MARYS WV 26170
Vendor's ASPHALT Plant Location for use with LAYDOWN services	
This plant shall be sourced by the vendor to serve the following counties and correspond with counties marked on Pricing Pages	
County names:	
Plant Name & Location:	
Vendor's ASPHALT Plant Location for use with LAYDOWN services	
This plant shall be sourced by the vendor to serve the following counties and correspond with counties marked on Pricing Pages	
County names:	
Plant Name & Location:	
Vendor's ASPHALT Plant Location for use with LAYDOWN services	
This plant shall be sourced by the vendor to serve the following counties and correspond with counties marked on Pricing Pages	
County names:	
Plant Name & Location:	

Asphalt Materials Delivery & Labor by Vendor by County

ATTACHMENT B MOBILIZATION PRICING PAGE (ATT B)

KELLY PAVING, INC.

Vendor name shall be entered here by the Vendor: _____

Vendor Instructions: For bidding, Vendor shall enter below the Mobilization Item Pricing from Vendor's Sourced Plant Locations referenced on Attachment A Pricing Pages (ATT A). A complete set of pricing pages and plant information forms must be provided for each separate set of pricing (by county) submitted (ATT A, ATT B, ATT C, ATT D).

County	Unit of Measure	Item C, Mobilization Shoulder Stone	Item III, Mobilization DAYTIME Paving	Item IV, Mobilization NIGHTTIME Paving	Item P, Mobilization Pavement Profiling	Item Y, Mobilization Mill'd Rubber Strips
Barbour	LUMP SUM					
Berkeley	LUMP SUM					
Boone	LUMP SUM					
Branford	LUMP SUM					
Brooks	LUMP SUM					
Cabell	LUMP SUM					
Calhoun	LUMP SUM	1,000.00	1,000.00	2,000.00	3,000.00	3,000.00
Clay	LUMP SUM					
Doddridge	LUMP SUM	1,500.00	1,500.00	2,500.00	3,000.00	3,000.00
Fayette	LUMP SUM					
Gilmer	LUMP SUM	1,500.00	1,500.00	2,500.00	3,000.00	3,000.00
Grant	LUMP SUM					
Greenbrier	LUMP SUM					
Hampshire	LUMP SUM					
Hancock	LUMP SUM					
Hardy	LUMP SUM					
Harrison	LUMP SUM	2,000.00	2,000.00	3,000.00	3,000.00	3,000.00
Jackson	LUMP SUM					
Jefferson	LUMP SUM					
Kanawha	LUMP SUM					
Lincoln	LUMP SUM					
Logan	LUMP SUM					
Marion	LUMP SUM					
Marshall	LUMP SUM					
Mason	LUMP SUM					
McDowell	LUMP SUM					
Mercer	LUMP SUM					
Mineral	LUMP SUM					
Mingo	LUMP SUM					
Monongalia	LUMP SUM					
Morocco	LUMP SUM					
Morgan	LUMP SUM					
Nicholas	LUMP SUM					
Ohio	LUMP SUM					
Pendleton	LUMP SUM					
Pleasants	LUMP SUM	1,000.00	1,000.00	2,000.00	3,000.00	3,000.00
Pocahontas	LUMP SUM					
Preston	LUMP SUM					
Putnam	LUMP SUM					
Raleigh	LUMP SUM					
Randolph	LUMP SUM					
Roche	LUMP SUM	1,000.00	1,000.00	2,000.00	3,000.00	3,000.00
Roane	LUMP SUM	1,500.00	1,500.00	2,000.00	3,000.00	3,000.00
Summers	LUMP SUM					
Taylor	LUMP SUM					
Tucker	LUMP SUM					
Tyler	LUMP SUM	1,000.00	1,000.00	2,000.00	3,000.00	3,000.00
Upshur	LUMP SUM					
Wayne	LUMP SUM					
Webster	LUMP SUM					
Wetzel	LUMP SUM	1,500.00	1,500.00	2,500.00	3,000.00	3,000.00
Wirt	LUMP SUM	1,000.00	1,000.00	1,500.00	3,000.00	3,000.00
Wood	LUMP SUM	1,000.00	1,000.00	1,500.00	3,000.00	3,000.00
Wyoming	LUMP SUM					

Asphalt Materials Delivery & Labor by Vendor by County

ATTACHMENT A PRICING PAGE (ATT A)

Vendor name shall be entered here by the Vendor: KELLY PAVING, INC.

Vendor Instructions: For bidding, Vendor shall mark with an "X" the counties that correspond with the pricing on this page. If Vendor has varied pricing per county, Vendor shall complete a separate set of Pricing Pages (ATT A and ATT B) as well as separate Plant Information Forms (ATT C & ATT D) for each county pricing set. Vendor must complete TWO Pricing Pages (ATT A and ATT B) as well as all Plant Information Forms for each pricing set submitted.

<input type="checkbox"/> Barbour	<input checked="" type="checkbox"/> Doddridge	<input checked="" type="checkbox"/> Harrison	<input type="checkbox"/> Marshall	<input type="checkbox"/> Morgan	<input type="checkbox"/> Raleigh	<input type="checkbox"/> Upshur
<input type="checkbox"/> Berkeley	<input type="checkbox"/> Fayette	<input type="checkbox"/> Jackson	<input type="checkbox"/> Mason	<input type="checkbox"/> Nicholas	<input type="checkbox"/> Randolph	<input type="checkbox"/> Wayne
<input type="checkbox"/> Boone	<input checked="" type="checkbox"/> Gilmer	<input type="checkbox"/> Jefferson	<input type="checkbox"/> McDowell	<input type="checkbox"/> Ohio	<input checked="" type="checkbox"/> Ritchie	<input type="checkbox"/> Webster
<input type="checkbox"/> Braxton	<input type="checkbox"/> Grant	<input type="checkbox"/> Kanawha	<input type="checkbox"/> Mercer	<input type="checkbox"/> Pendleton	<input checked="" type="checkbox"/> Roane	<input checked="" type="checkbox"/> Wetzel
<input type="checkbox"/> Brooke	<input type="checkbox"/> Greenbrier	<input type="checkbox"/> Lewis	<input type="checkbox"/> Mineral	<input checked="" type="checkbox"/> Pleasants	<input type="checkbox"/> Summers	<input checked="" type="checkbox"/> Wirt
<input type="checkbox"/> Cabell	<input type="checkbox"/> Hampshire	<input type="checkbox"/> Lincoln	<input type="checkbox"/> Mingo	<input type="checkbox"/> Pocahontas	<input type="checkbox"/> Taylor	<input checked="" type="checkbox"/> Wood
<input checked="" type="checkbox"/> Calhoun	<input type="checkbox"/> Hancock	<input type="checkbox"/> Logan	<input type="checkbox"/> Monongalia	<input type="checkbox"/> Preston	<input type="checkbox"/> Tucker	<input type="checkbox"/> Wyoming
<input type="checkbox"/> Clay	<input type="checkbox"/> Hardy	<input type="checkbox"/> Marion	<input type="checkbox"/> Monroe	<input type="checkbox"/> Putnam	<input checked="" type="checkbox"/> Tyler	

Supplier Name - Vendor's Sourced Plant	Contract Item #	Contract Item Description	Unit of Measure	List Price
KELLY PAVING, INC.	A1	Asphalt Section 401 - Base I	TON	61.00
KELLY PAVING, INC.	A2	Asphalt Section 401 - 25mm Superpave	TON	70.00
KELLY PAVING, INC.	A3	Asphalt Section 401 - Base II	TON	66.00
KELLY PAVING, INC.	A4	Asphalt Section 401 - Patch and Level	TON	66.00
KELLY PAVING, INC.	A5	Asphalt Section 401 - Wearing IV	TON	66.00
KELLY PAVING, INC.	A6	Asphalt Section 402 - Wearing IV	TON	75.00
KELLY PAVING, INC.	A7	Asphalt Section 401 - 19mm Superpave	TON	70.00
KELLY PAVING, INC.	A8	Asphalt Section 401 - Scratch Course	TON	66.00
KELLY PAVING, INC.	A9	Asphalt Section 402 - 9.5mm Superpave	TON	85.00
KELLY PAVING, INC.	A10	Asphalt Section 401 - Wearing I	TON	73.00
KELLY PAVING, INC.	A11	Asphalt Section 402 - Wearing I	TON	75.00
KELLY PAVING, INC.	A12	Asphalt Section 401 - 4.75mm Superpave	TON	85.00
KELLY PAVING, INC.	A13	Asphalt Section 402 - 4.75mm Superpave	TON	90.00
KELLY PAVING, INC.	A14	Asphalt Section 401 - Wearing III	TON	80.00
KELLY PAVING, INC.	A15	Asphalt Section 402 - Wearing III	TON	85.00
KELLY PAVING, INC.	A16	Asphalt Section 401 - 12.5mm Superpave	TON	73.00
KELLY PAVING, INC.	A17	Asphalt Section 402 - 12.5mm Superpave	TON	76.00
KELLY PAVING, INC.	B	Shoulder Stone Placement for Asphalt Section 307 - Class 10	TON	50.00
	C	Shoulder Stone Mobilization - Complete on Attachment B (ATT B)	LUMP SUM	
KELLY PAVING, INC.	D1	Haul by Vendor Shoulder Stone Placement - First Ton Mile	MILE	1.50
KELLY PAVING, INC.	D2	Haul by Vendor Shoulder Stone Placement - Each Additional Mile	MILE	0.28
KELLY PAVING, INC.	E1	Surcharge for PG Binder - 70 minus 22	TON	5.00
KELLY PAVING, INC.	E2	Surcharge for PG Binder 76 minus 22 ordered in 400 Ton increments	TON	12.00
KELLY PAVING, INC.	F1	Asphalt Haul by Vendor - First Ton Mile	MILE	1.50
KELLY PAVING, INC.	F2	Asphalt Haul by Vendor - Each Additional Mile	MILE	0.28
KELLY PAVING, INC.	G1	Laydown of Materials, Items A and U, Each Site 0 to 100 Tons	TON	65.00
KELLY PAVING, INC.	G2	Laydown of Materials, Items A and U, Each Site 101 to 200 Tons	TON	20.00
KELLY PAVING, INC.	G3	Laydown of Materials, Items A and U, Each Site 201 to 500 Tons	TON	10.00
KELLY PAVING, INC.	G4	Laydown of Materials, Items A and U, Each Site 501 Tons or Greater	TON	7.00
	H1	Mobilization - Daytime Paving - Complete on Attachment B (ATT B)	LUMP SUM	
	H2	Mobilization - Nighttime Paving - Complete on Attachment B (ATT B)	LUMP SUM	
KELLY PAVING, INC.	I1	Excavation for Shoulder Paving - 0 to 1000 Sq. Yards	SY	6.00
KELLY PAVING, INC.	I2	Excavation for Shoulder Paving - 1001 to 2000 Sq. Yards	SY	3.00
KELLY PAVING, INC.	I3	Excavation for Shoulder Paving - 2001 to 3000 Sq. Yards	SY	2.00
KELLY PAVING, INC.	I4	Excavation for Shoulder Paving - 3001 Sq. Yards or Greater	SY	1.50
KELLY PAVING, INC.	J1	Asphalt Base I Shoulder Paving Surcharge - 0 to 100 Tons	TON	20.00
KELLY PAVING, INC.	J2	Asphalt Base I Shoulder Paving Surcharge - 101 to 200 Tons	TON	10.00
KELLY PAVING, INC.	J3	Asphalt Base I Shoulder Paving Surcharge - 201 to 500 Tons	TON	2.50
KELLY PAVING, INC.	J4	Asphalt Base I Shoulder Paving Surcharge - 501 Tons or Greater	TON	1.50
KELLY PAVING, INC.	K1	Asphalt Base II Shoulder Paving Surcharge - 0 to 100 Tons	TON	20.00
KELLY PAVING, INC.	K2	Asphalt Base II Shoulder Paving Surcharge - 101 to 200 Tons	TON	10.00
KELLY PAVING, INC.	K3	Asphalt Base II Shoulder Paving Surcharge - 201 to 500 Tons	TON	2.50
KELLY PAVING, INC.	K4	Asphalt Base II Shoulder Paving Surcharge - 501 Tons or Greater	TON	1.50
KELLY PAVING, INC.	L	Asphalt Material for Tack Coat or Prime Material	GAL	2.50
KELLY PAVING, INC.	M	Additional Heel-in Joints	LF	10.00
KELLY PAVING, INC.	N	Skip Paving Surcharge	TON	4.00
KELLY PAVING, INC.	O1	Pavement Profiling/Milling - 0 to 250 Sq. Yards	SY	22.00
KELLY PAVING, INC.	O2	Pavement Profiling/Milling - 251 to 500 Sq. Yards	SY	18.00
KELLY PAVING, INC.	O3	Pavement Profiling/Milling - 501 to 1000 Sq. Yards	SY	12.00
KELLY PAVING, INC.	O4	Pavement Profiling/Milling - 1001 to 2500 Sq. Yards	SY	9.50
KELLY PAVING, INC.	O5	Pavement Profiling/Milling - 2501 to 5000 Sq. Yards	SY	5.50
KELLY PAVING, INC.	O6	Pavement Profiling/Milling - 5001 Sq. Yards or Greater	SY	4.00
	P	Mobilization - Pavement Profiling/Milling - Complete on Attachment B (ATT B)	LUMP SUM	
KELLY PAVING, INC.	Q1	Haul of Profilled/Milled Cuttings, First 10 Miles (Included with Contract Items O)	MILE	No Add'l Charge
KELLY PAVING, INC.	Q2	Haul of Profilled/Milled Cuttings, Each Additional Mile (Above 10 Miles)	MILE	6.00
KELLY PAVING, INC.	R	Pavement Repair - Asphalt Base II	TON	300.00
KELLY PAVING, INC.	S	Asphalt HPTO - SP496 - PG 64E-22 ordered 400 Ton increments	TON	115.00
KELLY PAVING, INC.	T	Non-Tracking Tack - to be used with S	GAL	4.00
KELLY PAVING, INC.	U	Lay Down of Materials - to be used with S - 400 Ton or Greater	TON	20.00
KELLY PAVING, INC.	V	Ultra-Thin Asphalt Overlay - SP496	TON	85.00

Asphalt Materials Delivery & Labor by Vendor by County

ATTACHMENT A PRICING PAGE (ATT A)

Vendor name shall be entered here by the Vendor: KELLY PAVING, INC.

Vendor Instructions: For bidding, vendor shall mark with an "X" the counties that correspond with the pricing on this page. If vendor has varied pricing per county, vendor shall complete a separate set of Pricing Pages (ATT A and ATT B) as well as separate Plant Information Forms (ATT C & ATT D) for each county pricing set. Vendor must complete TWO Pricing Pages (ATT A and ATT B) as well as all Plant Information Forms for each pricing set submitted.

<input type="checkbox"/> Barbour	<input checked="" type="checkbox"/> Doddridge	<input checked="" type="checkbox"/> Harrison	<input type="checkbox"/> Marshall	<input type="checkbox"/> Morgan	<input type="checkbox"/> Raleigh	<input type="checkbox"/> Upshur
<input type="checkbox"/> Berkeley	<input type="checkbox"/> Fayette	<input type="checkbox"/> Jackson	<input type="checkbox"/> Mason	<input type="checkbox"/> Nicholas	<input type="checkbox"/> Randolph	<input type="checkbox"/> Wayne
<input type="checkbox"/> Boone	<input checked="" type="checkbox"/> Gilmer	<input type="checkbox"/> Jefferson	<input type="checkbox"/> McDowell	<input type="checkbox"/> Ohio	<input checked="" type="checkbox"/> Ritchie	<input type="checkbox"/> Webster
<input type="checkbox"/> Braxton	<input type="checkbox"/> Grant	<input type="checkbox"/> Kanawha	<input type="checkbox"/> Mercer	<input type="checkbox"/> Pendleton	<input checked="" type="checkbox"/> Roane	<input checked="" type="checkbox"/> Wetzel
<input type="checkbox"/> Brooke	<input type="checkbox"/> Greenbrier	<input type="checkbox"/> Lewis	<input type="checkbox"/> Mineral	<input checked="" type="checkbox"/> Pleasants	<input type="checkbox"/> Summers	<input checked="" type="checkbox"/> Wirt
<input type="checkbox"/> Cabell	<input type="checkbox"/> Hampshire	<input type="checkbox"/> Lincoln	<input type="checkbox"/> Mingo	<input checked="" type="checkbox"/> Pocahontas	<input type="checkbox"/> Taylor	<input checked="" type="checkbox"/> Wood
<input checked="" type="checkbox"/> Calhoun	<input type="checkbox"/> Hancock	<input type="checkbox"/> Logan	<input type="checkbox"/> Monongalia	<input type="checkbox"/> Preston	<input type="checkbox"/> Tucker	<input type="checkbox"/> Wyoming
<input type="checkbox"/> Clay	<input type="checkbox"/> Hardy	<input type="checkbox"/> Marion	<input type="checkbox"/> Monroe	<input type="checkbox"/> Putnam	<input checked="" type="checkbox"/> Tyler	

Supplier Name - Vendor's Sourced Plant	Contract Item #	Contract Item Description	Unit of Measure	List Price
KELLY PAVING, INC	W1	Fine Milling of Asphalt Pavement Surfaces: 0 to 250 Sq. Yards	SY	25.00
KELLY PAVING, INC	W2	Fine Milling of Asphalt Pavement Surfaces: 251 to 500 Sq. Yards	SY	18.00
KELLY PAVING, INC	W3	Fine Milling of Asphalt Pavement Surfaces: 501 to 1000 Sq. Yards	SY	11.50
KELLY PAVING, INC	W4	Fine Milling of Asphalt Pavement Surfaces: 1001 to 2500 Sq. Yards	SY	5.50
KELLY PAVING, INC	W5	Fine Milling of Asphalt Pavement Surfaces: 2501 to 5000 Sq. Yards	SY	3.00
KELLY PAVING, INC	W6	Fine Milling of Asphalt Pavement Surfaces: 5001 SY or Greater	SY	2.00
KELLY PAVING, INC	X	Mixed Rumble Strips	LF	0.35
	Y	Mobilization - Mixed Rumble Strips - Complete on Attachment B (ATT B)	LUMP SUM	
KELLY PAVING, INC	Z	Surcharge for Parking Lot and Facility Paving	TON	5.00
KELLY PAVING, INC	AA	Cleaning and Sweeping	SY	0.01
KELLY PAVING, INC	AB1	Maintaining Traffic - Pilot Truck and Driver	DAY	800.00
KELLY PAVING, INC	AB2	Maintaining Traffic - Traffic Control Devices	UNIT	0.90
KELLY PAVING, INC	AB3	Maintaining Traffic - Flagger	HOUR	65.00
KELLY PAVING, INC	AB4	Maintaining Traffic - Arrow Board	DAY	25.00
KELLY PAVING, INC	AC1	Off-Season Plant Opening - First Day	DAY	5000.00
KELLY PAVING, INC	AC2	Off-Season Plant Opening - Each Additional Day	DAY	1000.00

Total Number of Attachment A pages submitted by vendor:

Asphalt Materials Delivery & Labor by Vendor by County
 ATTACHMENT D STONE PLANT LOCATION INFORMATION FORM (ATT D)

Vendor name shall be entered here by the Vendor: KELLY PAVING, INC

Vendor instructions: For bidding, Vendor shall enter below the **STONE** source Plant Names and Locations, including their 911 address. Vendor must list with each source Plant Name and Location listed the counties that plant will be used to service for this contract. Reference Section 7.2.2 for additional instructions. A complete set of Pricing Pages and Plant Information Forms must be provided for each separate set of pricing (by county) submitted (ATT A, ATT B, ATT C, ATT D).

Vendor's SHOULDER STONE Plant Location for use with LAYDOWN services	
This plant shall be sourced by the vendor to serve the following counties and correspond with counties marked on Pricing Pages	
County names	CALHOUN, JACKSON, PLEASANTS, RITCHIE, ROANE, WIRT, WOOD
Plant Name & Location	MARTIN MARIETTA
	99 KANAWHA STREET
	PARKERSBURG WV 26101
Vendor's SHOULDER STONE Plant Location for use with LAYDOWN services	
This plant shall be sourced by the vendor to serve the following counties and correspond with counties marked on Pricing Pages	
County names	
Plant Name & Location	
Vendor's SHOULDER STONE Plant Location for use with LAYDOWN services	
This plant shall be sourced by the vendor to serve the following counties and correspond with counties marked on Pricing Pages	
County names	
Plant Name & Location	
Vendor's SHOULDER STONE Plant Location for use with LAYDOWN services	
This plant shall be sourced by the vendor to serve the following counties and correspond with counties marked on Pricing Pages	
County names	
Plant Name & Location	

Asphalt Materials Delivery & Labor by Vendor by County
 ATTACHMENT C: ASPHALT PLANT LOCATION INFORMATION FORM (ATT C)

Vendor name shall be entered here by the Vendor: KELLY PAVING, INC.

Vendor instructions: For bidding, vendor shall enter below the source ASPHALT Plant Names and Locations, including their 911 address. Vendor must list with each source Plant Name and Location listed the counties that plant will be used to service for this contract. Reference Section 7.2.2 for additional instructions. A complete set of pricing pages and plant information forms must be provided for each separate set of pricing (by county) submitted (ATT A, ATT B, ATT C, ATT D).

Vendor's ASPHALT Plant Location for use with LAYDOWN services	
This plant shall be sourced by the vendor to serve the following counties and correspond with counties marked on Pricing Pages	
County names	CALHOUN, JACKSON, PLEASANTS, RITCHIE, ROANE, WIRT, WOOD
Plant Name & Location	CAMDEN MATERIALS 202 HICKORY STREET PARKERSBURG WV 26101
Vendor's ASPHALT Plant Location for use with LAYDOWN services	
This plant shall be sourced by the vendor to serve the following counties and correspond with counties marked on Pricing Pages	
County names	
Plant Name & Location	
Vendor's ASPHALT Plant Location for use with LAYDOWN services	
This plant shall be sourced by the vendor to serve the following counties and correspond with counties marked on Pricing Pages	
County names	
Plant Name & Location	
Vendor's ASPHALT Plant Location for use with LAYDOWN services	
This plant shall be sourced by the vendor to serve the following counties and correspond with counties marked on Pricing Pages	
County names	
Plant Name & Location	

Asphalt Materials Delivery & Labor by Vendor by County

ATTACHMENT B MOBILIZATION PRICING PAGE (ATT B)

KELLY PAVING, INC.

Vendor name shall be entered here by the Vendor: _____

Vendor Instructions: For bidding, Vendor shall enter below the Mobilization Item Pricing from Vendor's Sourced Plant Locations referenced on Attachment A Pricing Pages (ATT A). A complete set of pricing pages and plant information forms must be provided for each separate set of pricing (by county) submitted (ATT A, ATT B, ATT C, ATT D).

County	Unit of Measure	Item C, Mobilization Shoulder Stone	Item H1, Mobilization DAYTIME Paving	Item H2, Mobilization NIGHTTIME Paving	Item P, Mobilization Pavement Profiling	Item Y, Mobilization Mill'd Random Strips
Barbour	LUMP SUM					
Berkeley	LUMP SUM					
Boone	LUMP SUM					
Bradley	LUMP SUM					
Brock	LUMP SUM					
Cabell	LUMP SUM					
Calhoun	LUMP SUM	1,000.00	1,000.00	2,000.00	3,000.00	3,000.00
Clay	LUMP SUM					
Doddridge	LUMP SUM					
Fayette	LUMP SUM					
Gilmer	LUMP SUM					
Grant	LUMP SUM					
Greene	LUMP SUM					
Harborside	LUMP SUM					
Harrison	LUMP SUM					
Harrison	LUMP SUM	1,000.00	1,000.00	2,000.00	3,000.00	3,000.00
Jackson	LUMP SUM					
Jefferson	LUMP SUM					
Kanawha	LUMP SUM					
Lincoln	LUMP SUM					
Logan	LUMP SUM					
Martinsburg	LUMP SUM					
Mason	LUMP SUM					
McDowell	LUMP SUM					
Mercer	LUMP SUM					
Miner	LUMP SUM					
Mingo	LUMP SUM					
Monongalia	LUMP SUM					
Monroe	LUMP SUM					
Morgan	LUMP SUM					
Nichols	LUMP SUM					
Ohio	LUMP SUM					
Pendleton	LUMP SUM					
Pleasants	LUMP SUM	1,000.00	1,000.00	2,000.00	3,000.00	3,000.00
Pocahontas	LUMP SUM					
Preston	LUMP SUM					
Putnam	LUMP SUM					
Raleigh	LUMP SUM					
Randolph	LUMP SUM					
Ritchie	LUMP SUM	1,000.00	1,000.00	2,000.00	3,000.00	3,000.00
Roane	LUMP SUM	1,500.00	1,500.00	2,500.00	3,000.00	3,000.00
Summers	LUMP SUM					
Taylor	LUMP SUM					
Tucker	LUMP SUM					
Tyler	LUMP SUM					
Upshur	LUMP SUM					
Wayne	LUMP SUM					
Weston	LUMP SUM					
Wetzel	LUMP SUM					
Wirt	LUMP SUM	1,000.00	1,000.00	2,000.00	3,000.00	3,000.00
Wood	LUMP SUM	1,000.00	1,000.00	2,000.00	3,000.00	3,000.00
Wyoming	LUMP SUM					

Asphalt Materials Delivery & Labor by Vendor by County

ATTACHMENT A PRICING PAGE (ATT A)

Vendor name shall be entered here by the Vendor: KELLY PAVING, INC.

Vendor instructions: For bidding, Vendor shall mark with an "X" the counties that correspond with the pricing on this page. If Vendor has varied pricing per county, Vendor shall complete a separate set of Pricing Pages (ATT A and ATT B) as well as separate Plant Information Forms (ATT C & ATT D) for each county pricing set. Vendor must complete TWO Pricing Pages (ATT A and ATT B) as well as all Plant Information Forms for each pricing set submitted.

<input type="checkbox"/> Barbour	<input type="checkbox"/> Doddridge	<input checked="" type="checkbox"/> Harrison	<input type="checkbox"/> Marshall	<input type="checkbox"/> Morgan	<input type="checkbox"/> Raleigh	<input type="checkbox"/> Upshur
<input type="checkbox"/> Berkeley	<input type="checkbox"/> Fayette	<input checked="" type="checkbox"/> Jackson	<input type="checkbox"/> Mason	<input type="checkbox"/> Nicholas	<input type="checkbox"/> Randolph	<input type="checkbox"/> Wayne
<input type="checkbox"/> Boone	<input type="checkbox"/> Gilmer	<input type="checkbox"/> Jefferson	<input type="checkbox"/> McDowell	<input type="checkbox"/> Ohio	<input checked="" type="checkbox"/> Ritchie	<input type="checkbox"/> Webster
<input type="checkbox"/> Braxton	<input type="checkbox"/> Grant	<input type="checkbox"/> Kanawha	<input type="checkbox"/> Mercer	<input type="checkbox"/> Pendleton	<input checked="" type="checkbox"/> Roane	<input type="checkbox"/> Wetzel
<input type="checkbox"/> Brooke	<input type="checkbox"/> Greenbrier	<input type="checkbox"/> Lewis	<input type="checkbox"/> Mineral	<input checked="" type="checkbox"/> Pleasants	<input type="checkbox"/> Summers	<input checked="" type="checkbox"/> Wirt
<input type="checkbox"/> Cabell	<input type="checkbox"/> Hampshire	<input type="checkbox"/> Lincoln	<input type="checkbox"/> Mingo	<input type="checkbox"/> Pocahontas	<input type="checkbox"/> Taylor	<input checked="" type="checkbox"/> Wood
<input checked="" type="checkbox"/> Calhoun	<input type="checkbox"/> Hancock	<input type="checkbox"/> Logan	<input type="checkbox"/> Monongalia	<input type="checkbox"/> Preston	<input type="checkbox"/> Tucker	<input checked="" type="checkbox"/> Wyoming
<input type="checkbox"/> Clay	<input type="checkbox"/> Hardy	<input type="checkbox"/> Marion	<input type="checkbox"/> Monroe	<input type="checkbox"/> Putnam	<input type="checkbox"/> Tyler	

Supplier Name - Vendor's Sourced Plant	Contract Item #	Contract Item Description	Unit of Measure	List Price
KELLY PAVING, INC.	A1	Asphalt Section 401 - Base I	TON	N/A
KELLY PAVING, INC.	A2	Asphalt Section 401 - 25mm Superpave	TON	N/A
KELLY PAVING, INC.	A3	Asphalt Section 401 - Base II	TON	N/A
KELLY PAVING, INC.	A4	Asphalt Section 401 - Patch and Level	TON	N/A
KELLY PAVING, INC.	A5	Asphalt Section 401 - Wearing IV	TON	N/A
KELLY PAVING, INC.	A6	Asphalt Section 402 - Wearing IV	TON	N/A
KELLY PAVING, INC.	A7	Asphalt Section 401 - 19mm Superpave	TON	N/A
KELLY PAVING, INC.	A8	Asphalt Section 401 - Scratch Course	TON	N/A
KELLY PAVING, INC.	A9	Asphalt Section 402 - 9.5mm Superpave	TON	N/A
KELLY PAVING, INC.	A10	Asphalt Section 401 - Wearing I	TON	N/A
KELLY PAVING, INC.	A11	Asphalt Section 402 - Wearing I	TON	N/A
KELLY PAVING, INC.	A12	Asphalt Section 401 - 4.75mm Superpave	TON	N/A
KELLY PAVING, INC.	A13	Asphalt Section 402 - 4.75mm Superpave	TON	N/A
KELLY PAVING, INC.	A14	Asphalt Section 401 - Wearing III	TON	N/A
KELLY PAVING, INC.	A15	Asphalt Section 402 - Wearing III	TON	N/A
KELLY PAVING, INC.	A16	Asphalt Section 401 - 12.5mm Superpave	TON	N/A
KELLY PAVING, INC.	A17	Asphalt Section 402 - 12.5mm Superpave	TON	N/A
KELLY PAVING, INC.	B	Shoulder Stone Placement for Asphalt Section 307 - Class 10	TON	50.00
KELLY PAVING, INC.	C	Shoulder Stone Mobilization - Complete on Attachment B (ATT B)	LUMP SUM	---
KELLY PAVING, INC.	D1	Haul by Vendor Shoulder Stone Placement - First Ton Mile	MILE	1.50
KELLY PAVING, INC.	D2	Haul by Vendor Shoulder Stone Placement - Each Additional Mile	MILE	0.28
KELLY PAVING, INC.	E1	Surcharge for PG Binder - 70 minus 22	TON	N/A
KELLY PAVING, INC.	E2	Surcharge for PG Binder 76 minus 22 ordered in 400 Ton increments	TON	N/A
KELLY PAVING, INC.	F1	Asphalt Haul by Vendor - First Ton Mile	MILE	1.50
KELLY PAVING, INC.	F2	Asphalt Haul by Vendor - Each Additional Mile	MILE	0.28
KELLY PAVING, INC.	G1	Laydown of Materials, Items A and U, Each Site 0 to 100 Tons	TON	65.00
KELLY PAVING, INC.	G2	Laydown of Materials, Items A and U, Each Site 101 to 200 Tons	TON	20.00
KELLY PAVING, INC.	G3	Laydown of Materials, Items A and U, Each Site 201 to 500 Tons	TON	10.00
KELLY PAVING, INC.	G4	Laydown of Materials, Items A and U, Each Site 501 Tons or Greater	TON	7.00
KELLY PAVING, INC.	H1	Mobilization - Daytime Paving - Complete on Attachment B (ATT B)	LUMP SUM	---
KELLY PAVING, INC.	H2	Mobilization - Nighttime Paving - Complete on Attachment B (ATT B)	LUMP SUM	---
KELLY PAVING, INC.	I1	Excavation for Shoulder Paving - 0 to 1000 Sq. Yards	SY	6.00
KELLY PAVING, INC.	I2	Excavation for Shoulder Paving - 1001 to 2000 Sq. Yards	SY	3.00
KELLY PAVING, INC.	I3	Excavation for Shoulder Paving - 2001 to 3000 Sq. Yards	SY	2.00
KELLY PAVING, INC.	I4	Excavation for Shoulder Paving - 3001 Sq. Yards or Greater	SY	1.50
KELLY PAVING, INC.	J1	Asphalt Base I Shoulder Paving Surcharge - 0 to 100 Tons	TON	20.00
KELLY PAVING, INC.	J2	Asphalt Base I Shoulder Paving Surcharge - 101 to 200 Tons	TON	10.00
KELLY PAVING, INC.	J3	Asphalt Base I Shoulder Paving Surcharge - 201 to 500 Tons	TON	2.50
KELLY PAVING, INC.	J4	Asphalt Base I Shoulder Paving Surcharge - 501 Tons or Greater	TON	1.50
KELLY PAVING, INC.	K1	Asphalt Base II Shoulder Paving Surcharge - 0 to 100 Tons	TON	20.00
KELLY PAVING, INC.	K2	Asphalt Base II Shoulder Paving Surcharge - 101 to 200 Tons	TON	10.00
KELLY PAVING, INC.	K3	Asphalt Base II Shoulder Paving Surcharge - 201 to 500 Tons	TON	2.50
KELLY PAVING, INC.	K4	Asphalt Base II Shoulder Paving Surcharge - 501 Tons or Greater	TON	1.50
KELLY PAVING, INC.	L	Asphalt Material for Tack Coat or Prime Material	GAL	2.50
KELLY PAVING, INC.	M	Additional Heel-In Joints	LF	10.00
KELLY PAVING, INC.	N	Skip Paving Surcharge	TON	4.00
KELLY PAVING, INC.	O1	Pavement Profiling/Milling - 0 to 250 Sq. Yards	SY	22.00
KELLY PAVING, INC.	O2	Pavement Profiling/Milling - 251 to 500 Sq. Yards	SY	18.00
KELLY PAVING, INC.	O3	Pavement Profiling/Milling - 501 to 1000 Sq. Yards	SY	12.00
KELLY PAVING, INC.	O4	Pavement Profiling/Milling - 1001 to 2500 Sq. Yards	SY	9.50
KELLY PAVING, INC.	O5	Pavement Profiling/Milling - 2501 to 5000 Sq. Yards	SY	5.50
KELLY PAVING, INC.	O6	Pavement Profiling/Milling - 5001 Sq. Yards or Greater	SY	4.00
KELLY PAVING, INC.	P	Mobilization - Pavement Profiling/Milling - Complete on Attachment B (ATT B)	LUMP SUM	---
KELLY PAVING, INC.	Q1	Haul of Profiled/Milled Cuttings, First 10 Miles (Included with Contract Items O)	MILE	No Add'l Charge
KELLY PAVING, INC.	Q2	Haul of Profiled/Milled Cuttings, Each Additional Mile (Above 10 Miles)	MILE	6.00
KELLY PAVING, INC.	R	Pavement Repair - Asphalt Base II	TON	300.00
KELLY PAVING, INC.	S	Asphalt HPTO - SP496 - PG 54E-22 ordered 400 Ton increments	TON	N/A
KELLY PAVING, INC.	T	Non-Tracking Tack - to be used with S	GAL	4.00
KELLY PAVING, INC.	U	Lay Down of Materials - to be used with S - 400 Ton or Greater	TON	20.00
KELLY PAVING, INC.	V	Ultra-Thin Asphalt Overlay - SP498	TON	N/A

Asphalt Materials Delivery & Labor by Vendor by County

ATTACHMENT A PRICING PAGE (ATT A)

Vendor name shall be entered here by the Vendor: KELLY PAVING, INC

Vendor instructions: For bidding, Vendor shall mark with an "X" the counties that correspond with the pricing on this page. If Vendor has varied pricing per county, Vendor shall complete a separate set of Pricing Pages (ATT A and ATT B) as well as separate Plant Information Forms (ATT C & ATT D) for each county pricing set. Vendor must complete TWO Pricing Pages (ATT A and ATT B) as well as all Plant Information Forms for each pricing set submitted.

<input type="checkbox"/> Barbour	<input type="checkbox"/> Doddridge	<input type="checkbox"/> Harrison	<input type="checkbox"/> Marshall	<input type="checkbox"/> Morgan	<input type="checkbox"/> Raleigh	<input type="checkbox"/> Upshur
<input type="checkbox"/> Berkeley	<input type="checkbox"/> Fayette	<input checked="" type="checkbox"/> Jackson	<input type="checkbox"/> Mason	<input type="checkbox"/> Nicholas	<input type="checkbox"/> Randolph	<input type="checkbox"/> Wayne
<input type="checkbox"/> Boone	<input type="checkbox"/> Gilmer	<input type="checkbox"/> Jefferson	<input type="checkbox"/> McDowell	<input type="checkbox"/> Ohio	<input checked="" type="checkbox"/> Ritchie	<input type="checkbox"/> Webster
<input type="checkbox"/> Braxton	<input type="checkbox"/> Grant	<input type="checkbox"/> Kanawha	<input type="checkbox"/> Mercer	<input type="checkbox"/> Pendleton	<input checked="" type="checkbox"/> Roane	<input type="checkbox"/> Wetzel
<input type="checkbox"/> Brooke	<input type="checkbox"/> Greenbrier	<input type="checkbox"/> Lewis	<input type="checkbox"/> Mineral	<input checked="" type="checkbox"/> Pleasants	<input type="checkbox"/> Summers	<input checked="" type="checkbox"/> Wirt
<input type="checkbox"/> Cabell	<input type="checkbox"/> Hampshire	<input type="checkbox"/> Lincoln	<input type="checkbox"/> Mingo	<input type="checkbox"/> Pocahontas	<input type="checkbox"/> Taylor	<input checked="" type="checkbox"/> Wood
<input checked="" type="checkbox"/> Calhoun	<input type="checkbox"/> Hancock	<input type="checkbox"/> Logan	<input type="checkbox"/> Monongalia	<input type="checkbox"/> Preston	<input type="checkbox"/> Tucker	<input type="checkbox"/> Wyoming
<input type="checkbox"/> Clay	<input type="checkbox"/> Hardy	<input type="checkbox"/> Marion	<input type="checkbox"/> Monroe	<input type="checkbox"/> Putnam	<input type="checkbox"/> Tyler	

Supplier Name - Vendor's Sourced Plant	Contract Item #	Contract Item Description	Unit of Measure	List Price
KELLY PAVING, INC.	W1	Fine Milling of Asphalt Pavement Surfaces - 0 to 250 Sq. Yards	SY	25.00
KELLY PAVING, INC.	W2	Fine Milling of Asphalt Pavement Surfaces - 251 to 500 Sq. Yards	SY	18.00
KELLY PAVING, INC.	W3	Fine Milling of Asphalt Pavement Surfaces - 501 to 1000 Sq. Yards	SY	11.50
KELLY PAVING, INC.	W4	Fine Milling of Asphalt Pavement Surfaces - 1001 to 2500 Sq. Yards	SY	5.50
KELLY PAVING, INC.	W5	Fine Milling of Asphalt Pavement Surfaces - 2501 to 5000 Sq. Yards	SY	3.00
KELLY PAVING, INC.	W6	Fine Milling of Asphalt Pavement Surfaces - 5001 SY or Greater	SY	2.00
KELLY PAVING, INC.	X	Milled Rumble Strips	LF	0.35
	Y	Mobilization - Milled Rumble Strips - Complete on Attachment B (ATT B)	LUMP SUM	
KELLY PAVING, INC.	Z	Surcharge for Parking Lot and Facility Paving	TON	5.00
KELLY PAVING, INC.	AA	Cleaning and Sweeping	SY	0.01
KELLY PAVING, INC.	AB1	Maintaining Traffic - Pilot Truck and Driver	DAY	800.00
KELLY PAVING, INC.	AB2	Maintaining Traffic - Traffic Control Devices	UNIT	0.90
KELLY PAVING, INC.	AB3	Maintaining Traffic - Flagger	HOUR	65.00
KELLY PAVING, INC.	AB4	Maintaining Traffic - Arrow Board	DAY	25.00
KELLY PAVING, INC.	AC1	Off-Season Plant Opening - First Day	DAY	N/A
KELLY PAVING, INC.	AC2	Off-Season Plant Opening - Each Additional Day	DAY	N/A

Total Number of Attachment A pages submitted by Vendor: _____

Asphalt Materials Delivery & Labor by Vendor by County
 ATTACHMENT D STONE PLANT LOCATION INFORMATION FORM (ATT D)

Vendor name shall be entered here by the Vendor: KELLY PAVING, INC.

Vendor instructions: For bidding, Vendor shall enter below the STONE source Plant Names and Locations including their 911 address. Vendor must list with each source Plant Name and Location listed the counties that plant will be used to service for this contract. Reference Section 7.2.2 for additional instructions. A complete set of Pricing Pages and Plant Information Forms must be provided for each separate set of pricing (by county) submitted (ATT A, ATT B, ATT C, ATT D).

Vendor's SHOULDER STONE Plant Location for use with LAYDOWN services	
This plant shall be sourced by the vendor to serve the following counties and correspond with counties marked on Pricing Pages	
County names:	CALHOUN, JACKSON, PLEASANTS, RITCHIE, ROANE, WIRT, WOOD
Plant Name & Location:	MARTIN MARIETTA
	619 SAND HILL WAY
	PETROLEUM WV 26161
Vendor's SHOULDER STONE Plant Location for use with LAYDOWN services	
This plant shall be sourced by the vendor to serve the following counties and correspond with counties marked on Pricing Pages	
County names:	
Plant Name & Location:	
Vendor's SHOULDER STONE Plant Location for use with LAYDOWN services	
This plant shall be sourced by the vendor to serve the following counties and correspond with counties marked on Pricing Pages	
County names:	
Plant Name & Location:	
Vendor's SHOULDER STONE Plant Location for use with LAYDOWN services	
This plant shall be sourced by the vendor to serve the following counties and correspond with counties marked on Pricing Pages	
County names:	
Plant Name & Location:	

Asphalt Materials Delivery & Labor by Vendor by County
 ATTACHMENT C ASPHALT PLANT LOCATION INFORMATION FORM (ATT C)

Vendor name shall be entered here by the Vendor: KELLY PAVING, INC.

Vendor instructions: For bidding, vendor shall enter below the source ASPHALT Plant Names and Locations, including their 911 address. Vendor must list with each source Plant Name and Location listed the counties that plant will be used to service for this contract. Reference Section 7.2.2 for additional instructions. A complete set of pricing pages and plant information forms must be provided for each separate set of pricing (by county) submitted (ATT A, ATT B, ATT C, ATT D).

Vendor's ASPHALT Plant Location for use with LAYDOWN services	
This plant shall be sourced by the vendor to serve the following counties and correspond with counties marked on Pricing Pages	
County names:	CALHOUN, JACKSON, PLEASANTS, RITCHIE, ROANE, WIRT, WOOD
Plant Name & Location:	CAMDEN MATERIALS 202 HICKORY STREET PARKERSBURG WV 26101
Vendor's ASPHALT Plant Location for use with LAYDOWN services	
This plant shall be sourced by the vendor to serve the following counties and correspond with counties marked on Pricing Pages	
County names:	
Plant Name & Location:	
Vendor's ASPHALT Plant Location for use with LAYDOWN services	
This plant shall be sourced by the vendor to serve the following counties and correspond with counties marked on Pricing Pages	
County names:	
Plant Name & Location:	
Vendor's ASPHALT Plant Location for use with LAYDOWN services	
This plant shall be sourced by the vendor to serve the following counties and correspond with counties marked on Pricing Pages	
County names:	
Plant Name & Location:	

Asphalt Materials Delivery & Labor by Vendor by County

ATTACHMENT B MOBILIZATION PRICING PAGE (ATT B)

KELLY PAVING, INC.

Vendor name shall be entered here by the Vendor: _____

Vendor Instructions: For bidding, Vendor shall enter below the Mobilization Item Pricing from Vendor's Sourced Plant Locations referenced on Attachment A Pricing Pages (ATT A). A complete set of pricing pages and plant information forms must be provided for each separate set of pricing (by county) submitted (ATT A, ATT B, ATT C, ATT D).

County	Unit of Measure	Item C, Mobilization Shoulder Stone	Item H1, Mobilization DAYTIME Paving	Item H2, Mobilization NIGHTTIME Paving	Item P, Mobilization Pavement Profiling	Item Y, Mobilization Mill/and Random Strips
Barbour	LUMP SUM					
Berkeley	LUMP SUM					
Boone	LUMP SUM					
Bradford	LUMP SUM					
Brooks	LUMP SUM					
Cabell	LUMP SUM					
Caldwell	LUMP SUM	1,000.00	1,000.00	2,000.00	3,000.00	3,000.00
Clay	LUMP SUM					
Dodderidge	LUMP SUM					
Fayette	LUMP SUM					
Gilmer	LUMP SUM					
Grant	LUMP SUM					
Greenbrier	LUMP SUM					
Hampshire	LUMP SUM					
Hancock	LUMP SUM					
Hardy	LUMP SUM					
Harrison	LUMP SUM					
Jackson	LUMP SUM	1,000.00	1,000.00	2,000.00	3,000.00	3,000.00
Jefferson	LUMP SUM					
Kanawha	LUMP SUM					
Leech	LUMP SUM					
Lincoln	LUMP SUM					
Logan	LUMP SUM					
Marton	LUMP SUM					
Marshall	LUMP SUM					
Mason	LUMP SUM					
McDowell	LUMP SUM					
Mercer	LUMP SUM					
Mineral	LUMP SUM					
Mingo	LUMP SUM					
Monongalia	LUMP SUM					
Monroe	LUMP SUM					
Morgan	LUMP SUM					
Nicholas	LUMP SUM					
Ohio	LUMP SUM					
Panhandle	LUMP SUM					
Pleasants	LUMP SUM	1,000.00	1,000.00	2,000.00	3,000.00	3,000.00
Pocahontas	LUMP SUM					
Preston	LUMP SUM					
Putnam	LUMP SUM					
Raleigh	LUMP SUM					
Randolph	LUMP SUM					
Ritchie	LUMP SUM	1,000.00	1,000.00	2,000.00	3,000.00	3,000.00
Roane	LUMP SUM	1,500.00	1,500.00	2,500.00	3,000.00	3,000.00
Summers	LUMP SUM					
Taylor	LUMP SUM					
Tucker	LUMP SUM					
Tyler	LUMP SUM					
Upshur	LUMP SUM					
Wayne	LUMP SUM					
Webster	LUMP SUM					
Wetzel	LUMP SUM					
Wirt	LUMP SUM	1,000.00	1,000.00	2,000.00	3,000.00	3,000.00
Wood	LUMP SUM	1,000.00	1,000.00	2,000.00	3,000.00	3,000.00
Wyoming	LUMP SUM					

Asphalt Materials Delivery & Labor by Vendor by County

ATTACHMENT A PRICING PAGE (ATT A)

Vendor name shall be entered here by the Vendor: KELLY PAVING, INC.

Vendor Instructions: For bidding, Vendor shall mark with an "X" the counties that correspond with the pricing on this page. If Vendor has varied pricing per county, Vendor shall complete a separate set of Pricing Pages (ATT A and ATT B) as well as separate Plant Information Forms (ATT C & ATT D) for each county pricing set. Vendor must complete TWO Pricing Pages (ATT A and ATT B) as well as all Plant Information Forms for each pricing set submitted.

<input type="checkbox"/> Barbour	<input type="checkbox"/> Doddridge	<input checked="" type="checkbox"/> Harrison	<input type="checkbox"/> Marshall	<input type="checkbox"/> Morgan	<input type="checkbox"/> Raleigh	<input type="checkbox"/> Upshur
<input type="checkbox"/> Berkeley	<input type="checkbox"/> Fayette	<input type="checkbox"/> Jackson	<input type="checkbox"/> Mason	<input type="checkbox"/> Nicholas	<input type="checkbox"/> Randolph	<input type="checkbox"/> Wayne
<input type="checkbox"/> Boone	<input type="checkbox"/> Gilmer	<input type="checkbox"/> Jefferson	<input type="checkbox"/> McDowell	<input type="checkbox"/> Ohio	<input checked="" type="checkbox"/> Ritchie	<input type="checkbox"/> Webster
<input type="checkbox"/> Braxton	<input type="checkbox"/> Grant	<input type="checkbox"/> Kanawha	<input type="checkbox"/> Mercer	<input type="checkbox"/> Pendleton	<input checked="" type="checkbox"/> Roane	<input type="checkbox"/> Wetzel
<input type="checkbox"/> Brooke	<input type="checkbox"/> Greenbrier	<input type="checkbox"/> Lewis	<input type="checkbox"/> Mineral	<input checked="" type="checkbox"/> Pleasants	<input type="checkbox"/> Summers	<input checked="" type="checkbox"/> Wirt
<input type="checkbox"/> Cabell	<input type="checkbox"/> Hampshire	<input type="checkbox"/> Lincoln	<input type="checkbox"/> Mingo	<input type="checkbox"/> Pocahontas	<input type="checkbox"/> Taylor	<input checked="" type="checkbox"/> Wood
<input checked="" type="checkbox"/> Calhoun	<input type="checkbox"/> Hancock	<input type="checkbox"/> Logan	<input type="checkbox"/> Monongalia	<input type="checkbox"/> Preston	<input type="checkbox"/> Tucker	<input type="checkbox"/> Wyoming
<input type="checkbox"/> Clay	<input type="checkbox"/> Hardy	<input type="checkbox"/> Marion	<input type="checkbox"/> Monroe	<input type="checkbox"/> Putnam	<input type="checkbox"/> Tyler	

Supplier Name - Vendor's Sourced Plant	Contract Item #	Contract Item Description	Unit of Measure	List Price
KELLY PAVING, INC.	A1	Asphalt Section 401 - Base I	TON	N/A
KELLY PAVING, INC.	A2	Asphalt Section 401 - 25mm Superpave	TON	N/A
KELLY PAVING, INC.	A3	Asphalt Section 401 - Base II	TON	N/A
KELLY PAVING, INC.	A4	Asphalt Section 401 - Patch and Level	TON	N/A
KELLY PAVING, INC.	A5	Asphalt Section 401 - Wearing IV	TON	N/A
KELLY PAVING, INC.	A6	Asphalt Section 402 - Wearing IV	TON	N/A
KELLY PAVING, INC.	A7	Asphalt Section 401 - 19mm Superpave	TON	N/A
KELLY PAVING, INC.	A8	Asphalt Section 401 - Scratch Course	TON	N/A
KELLY PAVING, INC.	A9	Asphalt Section 402 - 9.5mm Superpave	TON	N/A
KELLY PAVING, INC.	A10	Asphalt Section 401 - Wearing I	TON	N/A
KELLY PAVING, INC.	A11	Asphalt Section 402 - Wearing I	TON	N/A
KELLY PAVING, INC.	A12	Asphalt Section 401 - 4.75mm Superpave	TON	N/A
KELLY PAVING, INC.	A13	Asphalt Section 402 - 4.75mm Superpave	TON	N/A
KELLY PAVING, INC.	A14	Asphalt Section 401 - Wearing III	TON	N/A
KELLY PAVING, INC.	A15	Asphalt Section 402 - Wearing III	TON	N/A
KELLY PAVING, INC.	A16	Asphalt Section 401 - 12.5mm Superpave	TON	N/A
KELLY PAVING, INC.	A17	Asphalt Section 402 - 12.5mm Superpave	TON	N/A
KELLY PAVING, INC.	B	Shoulder Stone Placement for Asphalt Section 307 - Class 10	TON	50.00
	C	Shoulder Stone Mobilization - Complete on Attachment B (ATT B)	LUMP SUM	
KELLY PAVING, INC.	D1	Haul by Vendor Shoulder Stone Placement - First Ton Mile	MILE	1.50
KELLY PAVING, INC.	D2	Haul by Vendor Shoulder Stone Placement - Each Additional Mile	MILE	0.28
KELLY PAVING, INC.	E1	Surcharge for PG Binder - 70 minus 22	TON	N/A
KELLY PAVING, INC.	E2	Surcharge for PG Binder 76 minus 22 ordered in 400 Ton increments	TON	N/A
KELLY PAVING, INC.	F1	Asphalt Haul by Vendor - First Ton Mile	MILE	1.50
KELLY PAVING, INC.	F2	Asphalt Haul by Vendor - Each Additional Mile	MILE	0.28
KELLY PAVING, INC.	G1	Laydown of Materials, Items A and U, Each Site 0 to 100 Tons	TON	65.00
KELLY PAVING, INC.	G2	Laydown of Materials, Items A and U, Each Site 101 to 200 Tons	TON	20.00
KELLY PAVING, INC.	G3	Laydown of Materials, Items A and U, Each Site 201 to 500 Tons	TON	10.00
KELLY PAVING, INC.	G4	Laydown of Materials, Items A and U, Each Site 501 Tons or Greater	TON	7.00
	H1	Mobilization - Daytime Paving - Complete on Attachment B (ATT B)	LUMP SUM	
	H2	Mobilization - Nighttime Paving - Complete on Attachment B (ATT B)	LUMP SUM	
KELLY PAVING, INC.	I1	Excavation for Shoulder Paving - 0 to 1000 Sq. Yards	SY	6.00
KELLY PAVING, INC.	I2	Excavation for Shoulder Paving - 1001 to 2000 Sq. Yards	SY	3.00
KELLY PAVING, INC.	I3	Excavation for Shoulder Paving - 2001 to 3000 Sq. Yards	SY	2.00
KELLY PAVING, INC.	I4	Excavation for Shoulder Paving - 3001 Sq. Yards or Greater	SY	1.50
KELLY PAVING, INC.	J1	Asphalt Base I Shoulder Paving Surcharge - 0 to 100 Tons	TON	20.00
KELLY PAVING, INC.	J2	Asphalt Base I Shoulder Paving Surcharge - 101 to 200 Tons	TON	10.00
KELLY PAVING, INC.	J3	Asphalt Base I Shoulder Paving Surcharge - 201 to 500 Tons	TON	2.50
KELLY PAVING, INC.	J4	Asphalt Base I Shoulder Paving Surcharge - 501 Tons or Greater	TON	1.50
KELLY PAVING, INC.	K1	Asphalt Base II Shoulder Paving Surcharge - 0 to 100 Tons	TON	20.00
KELLY PAVING, INC.	K2	Asphalt Base II Shoulder Paving Surcharge - 101 to 200 Tons	TON	10.00
KELLY PAVING, INC.	K3	Asphalt Base II Shoulder Paving Surcharge - 201 to 500 Tons	TON	2.50
KELLY PAVING, INC.	K4	Asphalt Base II Shoulder Paving Surcharge - 501 Tons or Greater	TON	1.50
KELLY PAVING, INC.	L	Asphalt Material for Tack Coat or Prime Material	GAL	2.50
KELLY PAVING, INC.	M	Additional Heel-in Joints	LF	10.00
KELLY PAVING, INC.	N	Skip Paving Surcharge	TON	4.00
KELLY PAVING, INC.	O1	Pavement Profiling/Milling - 0 to 250 Sq. Yards	SY	22.00
KELLY PAVING, INC.	O2	Pavement Profiling/Milling - 251 to 500 Sq. Yards	SY	18.00
KELLY PAVING, INC.	O3	Pavement Profiling/Milling - 501 to 1000 Sq. Yards	SY	12.00
KELLY PAVING, INC.	O4	Pavement Profiling/Milling - 1001 to 2500 Sq. Yards	SY	9.50
KELLY PAVING, INC.	O5	Pavement Profiling/Milling - 2501 to 5000 Sq. Yards	SY	5.50
KELLY PAVING, INC.	O6	Pavement Profiling/Milling - 5001 Sq. Yards or Greater	SY	4.00
	P	Mobilization - Pavement Profiling/Milling - Complete on Attachment B (ATT B)	LUMP SUM	
KELLY PAVING, INC.	Q1	Haul of Profilled/Milled Cuttings, First 10 Miles (Included with Contract Items O)	MILE	No Add'l Charge
	Q2	Haul of Profilled/Milled Cuttings, Each Additional Mile (Above 10 Miles)	MILE	6.00
KELLY PAVING, INC.	R	Pavement Repair - Asphalt Base II	TON	300.00
KELLY PAVING, INC.	S	Asphalt HPTO - SP496 - PG 64E-22 ordered 400 Ton increments	TON	N/A
KELLY PAVING, INC.	T	Non-Tracking Tack - to be used with S	GAL	4.00
KELLY PAVING, INC.	U	Lay Down of Materials - to be used with S - 400 Ton or Greater	TON	20.00
KELLY PAVING, INC.	V	Ultra-Thin Asphalt Overlay - SP496	TON	N/A

Asphalt Materials Delivery & Labor by Vendor by County

ATTACHMENT A PRICING PAGE (ATT A)

Vendor name shall be entered here by the Vendor: KELLY PAVING, INC

Vendor instructions: For bidding, vendor shall mark with an "X" the counties that correspond with the pricing on this page. If vendor has varied pricing per county, vendor shall complete a separate set of Pricing Pages (ATT A and ATT B) as well as separate Plant Information Forms (ATT C & ATT D) for each county pricing set. Vendor must complete TWO Pricing Pages (ATT A and ATT B) as well as all Plant Information Forms for each pricing set submitted.

<input type="checkbox"/> Barbour	<input type="checkbox"/> Doddridge	<input type="checkbox"/> Harrison	<input type="checkbox"/> Marshall	<input type="checkbox"/> Morgan	<input type="checkbox"/> Raleigh	<input type="checkbox"/> Upshur
<input type="checkbox"/> Berkeley	<input type="checkbox"/> Fayette	<input checked="" type="checkbox"/> Jackson	<input type="checkbox"/> Mason	<input type="checkbox"/> Nicholas	<input type="checkbox"/> Randolph	<input type="checkbox"/> Wayne
<input type="checkbox"/> Boone	<input type="checkbox"/> Gilmer	<input type="checkbox"/> Jefferson	<input type="checkbox"/> McDowell	<input type="checkbox"/> Ohio	<input checked="" type="checkbox"/> Ritchie	<input type="checkbox"/> Webster
<input type="checkbox"/> Braxton	<input type="checkbox"/> Grant	<input type="checkbox"/> Kanawha	<input type="checkbox"/> Mercer	<input type="checkbox"/> Pendleton	<input checked="" type="checkbox"/> Roane	<input type="checkbox"/> Wetzel
<input type="checkbox"/> Brooke	<input type="checkbox"/> Greenbrier	<input type="checkbox"/> Lewis	<input type="checkbox"/> Mineral	<input checked="" type="checkbox"/> Pleasants	<input type="checkbox"/> Summers	<input checked="" type="checkbox"/> Wirt
<input type="checkbox"/> Cabell	<input type="checkbox"/> Hampshire	<input type="checkbox"/> Lincoln	<input type="checkbox"/> Mingo	<input type="checkbox"/> Pocahontas	<input type="checkbox"/> Taylor	<input checked="" type="checkbox"/> Wood
<input checked="" type="checkbox"/> Calhoun	<input type="checkbox"/> Hancock	<input type="checkbox"/> Logan	<input type="checkbox"/> Monongalia	<input type="checkbox"/> Preston	<input type="checkbox"/> Tucker	<input type="checkbox"/> Wyoming
<input type="checkbox"/> Clay	<input type="checkbox"/> Hardy	<input type="checkbox"/> Marion	<input type="checkbox"/> Monroe	<input type="checkbox"/> Putnam	<input type="checkbox"/> Tyler	

Supplier Name - Vendor's Sourced Plant	Contract Item #	Contract Item Description	Unit of Measure	List Price
KELLY PAVING, INC.	W1	Fine Milling of Asphalt Pavement Surfaces - 0 to 250 Sq. Yards	SY	25.00
KELLY PAVING, INC.	W2	Fine Milling of Asphalt Pavement Surfaces - 251 to 500 Sq. Yards	SY	18.00
KELLY PAVING, INC.	W3	Fine Milling of Asphalt Pavement Surfaces - 501 to 1000 Sq. Yards	SY	11.50
KELLY PAVING, INC.	W4	Fine Milling of Asphalt Pavement Surfaces 1001 to 2500 Sq. Yards	SY	5.50
KELLY PAVING, INC.	W5	Fine Milling of Asphalt Pavement Surfaces 2501 to 5000 Sq. Yards	SY	3.00
KELLY PAVING, INC.	W6	Fine Milling of Asphalt Pavement Surfaces - 5001 SY or Greater	SY	2.00
KELLY PAVING, INC.	X	Milled Rumble Strips	LF	0.35
	Y	Mobilization - Milled Rumble Strips - Complete on Attachment B (ATT B)	LUMP SUM	
KELLY PAVING, INC.	Z	Surcharge for Parking Lot and Facility Paving	TON	5.00
KELLY PAVING, INC.	AA	Cleaning and Sweeping	SY	0.01
KELLY PAVING, INC.	AB1	Maintaining Traffic - Pilot Truck and Driver	DAY	800.00
KELLY PAVING, INC.	AB2	Maintaining Traffic - Traffic Control Devices	UNIT	0.90
KELLY PAVING, INC.	AB3	Maintaining Traffic - Flagger	HOUR	65.00
KELLY PAVING, INC.	AB4	Maintaining Traffic - Arrow Board	DAY	25.00
KELLY PAVING, INC.	AC1	Off-Season Plant Opening - First Day	DAY	N/A
KELLY PAVING, INC.	AC2	Off-Season Plant Opening - Each Additional Day	DAY	N/A

Total Number of Attachment A pages submitted by Vendor is: _____